

154142

Herrmann W. Schubert.

Nr. 6013/24.

Études techniques

pour le Piano

par

Franz Liszt.

Rédigés par le

Professeur A. Winterberger.



Ejercicios metódicos

para piano

de

Franz Liszt.

Bajo la dirección del

Profesor A. Winterberger.

Cahier
Cuad.

I. II. III. IV. V. VI. VII. VIII. IX. X. XI. XII.

For the United States, the Copyright has been ceded
to a Citizen of that Country.

Ent. Stationer's Hall. Copyright Registry No. 3170.

Eingetragen in das Vereinsarchiv.

J. Schuberth & Co

LEIPZIG

Technische Studien

für Pianoforte

von

Franz Liszt.

Inhaltsverzeichnis.

- HEFT I. Übungen zur Kräftigung und Unabhängigkeit der einzelnen Finger bei stillstehender Hand und Akkordstudien.
- " II. Vorstudien zu den Dur- und Moll-Skalen.
 - " III. Skalen in Terzen- und Sexten-Lage. Springende oder durchbrochene Skalen.
 - " IV. Chromatische Skalen und Übungen. Skalen in der Gegenbewegung.
 - " V. Repetierende Terzen, Quarten und Sexten mit verschiedenem Fingersatz. Skalenartige Terzen-Übungen in gerader Bewegung und in der Gegenbewegung. Quarten- und Sexten-Übungen.
 - " VI. Dur-, Moll- und chromatische Skalen in Terzen und Sexten.
 - " VII. Sext-Akkord-Skalen mit verschiedenem Fingersatz. Springende oder durchbrochene Skalen in Terzen, Sexten und Sextakkorden. Chromatische Terzen, Quarten und Sexten. Oktaven-Skalen.
 - " VIII. Gebrochene Oktaven. Springende oder durchbrochene Oktav-Skalen. Akkord-Studien. Triller in Terzen, Sexten, Quarten und Oktaven.
 - " IX. Verminderte Septimen-Akkorde. Übungen bei stillstehender Handhaltung. Arpeggien oder gebrochene Akkorde.
 - " X. Gebrochene Akkorde mit verschiedenen Fingersätzen durch alle Dur- und Moll-Skalen.
 - " XI. Arpeggien in Terzen und Sexten mit verschiedenem Fingersatz.
 - " XII. Oktaven-Übungen mit verschiedenem Fingersatz und Akkord-Übungen.

Technical Studies

for the Pianoforte

by

Franz Liszt.

Contents.

- BOOK I. Exercises for gaining strength and independence of each individual finger with quiet hand, and chord-studies.
- " II. Preparatory studies for the major and minor scales.
 - " III. Scales in thirds and sixths. Arpeggios, or broken scales.
 - " IV. Chromatic scales and exercises. Scales in contrary motion.
 - " V. Repeated thirds, fourths and sixths, with various fingerings. Exercises in thirds (formed from scales) in parallel and contrary motion. Exercises in fourths and sixths.
 - " VI. Major, minor and chromatic scales in double-thirds and -sixths.
 - " VII. Scales in chords of the sixth with various fingerings. Arpeggios, or broken scales in double-thirds and -sixths, and chords of the sixth. Chromatic thirds, fourths and sixths. Octave scales, major and minor.
 - " VIII. Broken octaves. Arpeggiated, or broken octave scales. Chord-studies. Shakes in thirds, sixths, fourths and octaves.
 - " IX. Chords of the diminished seventh. Exercises with quiet hand. Arpeggios, or broken chords.
 - " X. Broken chords with various fingerings throughout all major and minor scales.
 - " XI. Arpeggios in thirds and in sixths with various fingerings.
 - " XII. Octave-studies with various fingerings and chord-studies.

For the United States,
the Copyright has been ceded to a Citizen of that Country.

Ent. Stationer's Hall, London. Copyright Registry No. 3170.

Eingetragen in das Vereinsarchiv.

Technische Studien

für Pianoforte

von

Franz Liszt.

Heft I.

Übungen zur Kräftigung und Unabhängigkeit
der einzelnen Finger bei
stillstehender Hand und Akkordstudien.

Ut majeur. C dur. C major. Do mayor.

Technical Studies

for the Pianoforte

by

Franz Liszt.

Book I.

*Exercises for gaining strength and independence
of each individual finger
with quiet hand, and chord-studies.*

The first system of musical notation consists of two staves (treble and bass clef) in common time. The left hand starts with a piano (*pp*) dynamic and a crescendo hairpin. The right hand starts with a piano (*p*) dynamic and a *crescendo* marking. Both hands play a series of eighth notes in a scale-like pattern. A star symbol (*) is placed above the right-hand staff.

The second system of musical notation consists of two staves. The left hand starts with a *mezzo forte* dynamic and a crescendo hairpin. The right hand starts with a *forte* dynamic and a crescendo hairpin. Both hands play a series of eighth notes. The system concludes with a *ff* (fortissimo) dynamic.

The third system of musical notation consists of two staves. The left hand starts with a *f* (forte) dynamic and a *diminuendo* hairpin. The right hand starts with a *p* (piano) dynamic and a *diminuendo* hairpin. Both hands play a series of eighth notes. The system concludes with a *f* (forte) dynamic.

The fourth system of musical notation consists of two staves. Both hands play a series of eighth notes in a scale-like pattern, starting with a *f* (forte) dynamic and continuing with *f* dynamics throughout.

Die liegenbleibenden Noten sind allerwärts nur einmal anzuschlagen: *) The held notes must in every instance only be struck once.

La mineur. A moll. A minor. La menor.

The first system of musical notation for 'La mineur' consists of two staves (treble and bass clefs) with a 3/8 time signature. The treble staff begins with a dynamic marking of *pp* and a finger number '4' below the first note. The bass staff has finger numbers '1', '3', and '5' below the first three notes. The system is divided into three measures by repeat signs. The first measure is marked *pp* and has a crescendo hairpin. The second measure is marked *p* and has a 'crescendo' hairpin. The third measure is marked *mezzo forte* and has a crescendo hairpin.

The second system of musical notation for 'La mineur' consists of two staves. The treble staff features triplets of eighth notes, starting with a dynamic marking of *forte*. The bass staff has finger numbers '3', '3', '3', and '3' below the first four notes. The system is divided into three measures by repeat signs. The first measure is marked *forte*. The second measure is marked *ff* and has a crescendo hairpin. The third measure is marked *f* and has a 'dimin.' hairpin.

The third system of musical notation for 'La mineur' consists of two staves. The treble staff begins with a dynamic marking of *p* and has a 'dimin.' hairpin. The bass staff has finger numbers 'f', 'f', 'f', and 'f' below the first four notes. The system is divided into three measures by repeat signs. The first measure is marked *p* and has a 'dimin.' hairpin. The second measure is marked *f*. The third measure is marked *f*.

The fourth system of musical notation for 'La mineur' consists of two staves. The treble staff has finger numbers 'f', 'f', 'f', and 'f' below the first four notes. The bass staff has finger numbers 'f', 'f', 'f', and 'f' below the first four notes. The system is divided into two measures by a repeat sign. Both measures are marked *f*.

Fa majeur. F dur. F major. Fa mayor.

The first system of musical notation for 'Fa majeur' consists of two staves with a 3/8 time signature. The treble staff begins with a dynamic marking of *pp*. The bass staff has finger numbers '1' and '5' below the first two notes. The system is divided into three measures by repeat signs. The first measure is marked *pp*. The second measure is marked *p* and has a 'crescendo' hairpin. The third measure is marked *mezzo forte* and has a crescendo hairpin.

The second system of musical notation for 'Fa majeur' consists of two staves. The treble staff has finger numbers '3', '3', '3', and '3' below the first four notes. The bass staff has finger numbers '3', '3', '3', and '3' below the first four notes. The system is divided into three measures by repeat signs. The first measure is marked *forte*. The second measure is marked *ff* and has a crescendo hairpin. The third measure is marked *forte* and has a 'diminuendo' hairpin.

First system of musical notation. The treble and bass staves contain a series of eighth notes. The first measure is marked *p* (piano). The second measure is marked *dim.* (diminuendo). The third and fourth measures are marked *f* (forte).

Second system of musical notation. Both the treble and bass staves continue with eighth notes, marked with *f* (forte) dynamics throughout.

Ré mineur. D moll. D minor. Re menor.

Third system of musical notation. The treble and bass staves contain eighth notes. The first measure is marked *pp* (pianissimo). The second measure is marked *p* (piano). The third and fourth measures are marked *crescendo*.

Fourth system of musical notation. The treble and bass staves contain eighth notes. The first measure is marked *mezzo forte*. The second measure is marked *forte*. The third and fourth measures are marked *ff* (fortissimo).

Fifth system of musical notation. The treble and bass staves contain eighth notes. The first measure is marked *forte*. The second measure is marked *dimin.* (diminuendo). The third measure is marked *p* (piano). The fourth measure is marked *dimin.* (diminuendo).

Sixth system of musical notation. Both the treble and bass staves continue with eighth notes, marked with *f* (forte) dynamics throughout.

Si bémol majeur. B dur. B♭ major. Sib mayor.

5
p
p
cresc.

mezzo forte
forte
ff

forte
dimin.
dimin.
f f f

f f f f
f f f f

Sol mineur. G moll. G minor. Sol menor.

legato
stacc.
1 2 1
5 4

legato
stacc.
legato
stacc.
1 2 3 2
5 4 3 2

1 2 3 2 1 2 *legato* *stacc.* 1 2 3 2 *legato* *stacc.*
 5 4 3 4 5 4 5 4 3 4

1 2 3 2 *legato* *stacc.* 1 2 3 2 *legato* *stacc.*
 5 4 3 4 5 4 3 4

1 2 3 2 *legato e staccato alternante* *stacc.*
 5 4 3 4 5 4 3 4

1 2 3 2 1 2 1 2 3 2 1 2 1 2 3 2 1 2 1 2 3 2 1 2
 5 4 3 4 5 4 3 4 5 4 3 4 5 4 3 4 5 4 3 4 5 4 3 4

1 2 3 4 *stacc.*
 5 4 3 2

1 2 3 4 3 2 *stacc.* 1 2 3 4 *stacc.*
 5 4 3 2 3 4 5 4 3 2 3 4 5 4 3 2

1 2 3 4 *stacc.* 1 2 3 4 *stacc.* 1 2 3 4

5 4 3 2 5 4 3 2 5 4 3 2

This system contains three measures of music. The first measure has a treble clef and a bass clef, with a slur over the notes and fingerings 1 2 3 4 in the treble and 5 4 3 2 in the bass. The second measure is identical but includes the instruction *stacc.* in the bass staff. The third measure is also identical with *stacc.* in the bass staff.

1 2 3 4 *stacc.*

5 4 3 2

This system contains two measures of music. The first measure has a treble clef and a bass clef, with a slur over the notes and fingerings 1 2 3 4 in the treble and 5 4 3 2 in the bass. The second measure is identical but includes the instruction *stacc.* in the bass staff.

1 2 3 4 3 2 *stacc.* 1 2 3 4 5 *stacc.*

5 4 3 2 3 4 5 4 3 2 1

This system contains two measures of music. The first measure has a treble clef and a bass clef, with a slur over the notes and fingerings 1 2 3 4 3 2 in the treble and 5 4 3 2 3 4 in the bass. The second measure has a treble clef and a bass clef, with a slur over the notes and fingerings 1 2 3 4 5 in the treble and 5 4 3 2 1 in the bass. Both measures include the instruction *stacc.* in the bass staff.

This system contains four measures of music. The first two measures have a treble clef and a bass clef, with a slur over the notes. The last two measures have a treble clef and a bass clef, with a slur over the notes. The system ends with a double bar line and a 6/4 time signature.

This system contains four measures of music. The first two measures have a treble clef and a bass clef, with a slur over the notes. The last two measures have a treble clef and a bass clef, with a slur over the notes. The system ends with a double bar line and a 6/8 time signature.

stacc.

This system contains four measures of music. The first two measures have a treble clef and a bass clef, with a slur over the notes and fingerings 3 3 3 3 3 3 in the treble and 3 3 3 3 3 3 in the bass. The last two measures have a treble clef and a bass clef, with a slur over the notes and fingerings 3 3 3 3 3 3 in the treble and 3 3 3 3 3 3 in the bass. The system ends with a double bar line and a 1. time signature.

Mi bémol majeur. Es dur. E♭ major. Mi♭ mayor.

First system of musical notation, consisting of two staves (treble and bass clef). The music features a steady eighth-note accompaniment in both hands, with a melodic line in the treble clef.

Second system of musical notation, consisting of two staves. The music continues with eighth-note accompaniment and melodic lines, including some slurs and accents.

Third system of musical notation, consisting of two staves. The music features a 3/4 time signature and includes a large slur spanning across both staves.

Fourth system of musical notation, consisting of two staves. The music includes slurs and dynamic markings such as *stacc.* and *f.*.

Fifth system of musical notation, consisting of two staves. The music includes slurs, dynamic markings such as *stacc.* and *f.*, and accents.

Sixth system of musical notation, consisting of two staves. The music includes slurs, dynamic markings such as *f.*, and accents.

First system of musical notation, featuring two staves (treble and bass clefs) with complex rhythmic patterns and slurs. The key signature is two flats (B-flat and E-flat). The time signature is common time (C). The word "stacc." is written in the right margin.

Second system of musical notation, featuring two staves with complex rhythmic patterns and slurs. The key signature is two flats. The time signature changes from common time (C) to 3/4.

Third system of musical notation, featuring two staves with complex rhythmic patterns and slurs. The key signature is two flats. The time signature changes from 3/4 to 6/8.

Fourth system of musical notation, featuring two staves with complex rhythmic patterns and slurs. The key signature is two flats. The time signature is common time (C).

Fifth system of musical notation, featuring two staves with complex rhythmic patterns and slurs. The key signature is two flats. The time signature is common time (C). The word "stacc." is written in the right margin.

Sixth system of musical notation, featuring two staves with complex rhythmic patterns and slurs. The key signature is two flats. The time signature is common time (C).

Ut mineur. C moll. C minor. Do menor.

The first system of the piano exercise consists of two staves. The right-hand staff begins with a treble clef, a key signature of two flats (B-flat and E-flat), and a common time signature (C). It features a series of eighth notes, with the first two measures containing triplets. The left-hand staff begins with a bass clef and a common time signature (C), featuring a series of eighth notes. Both staves conclude with a fermata and the instruction "stacc." (staccato).

The second system continues the exercise with two staves. The right-hand staff has a treble clef, two flats, and common time, with eighth notes and a fermata. The left-hand staff has a bass clef, two flats, and common time, with eighth notes and a fermata. Both staves end with "stacc." markings.

The third system consists of two staves. The right-hand staff features eighth notes with triplets in the first two measures, followed by a fermata and "stacc." The left-hand staff features eighth notes with triplets in the first two measures, followed by a fermata and "stacc.".

The fourth system consists of two staves. The right-hand staff has eighth notes with downward-pointing accents (v) and a fermata. The left-hand staff has eighth notes with upward-pointing accents (^) and a fermata. Both staves end with "stacc." markings.

The fifth system consists of two staves. The right-hand staff has eighth notes with slurs and a fermata. The left-hand staff has eighth notes with slurs and a fermata.

The sixth system consists of two staves. The right-hand staff has eighth notes with downward-pointing accents (v) and a fermata. The left-hand staff has eighth notes with upward-pointing accents (^) and a fermata. Both staves end with "stacc." markings.

First system of musical notation, consisting of two staves (treble and bass clef). The music is in 3/4 time and features a continuous eighth-note pattern in both hands. The piece concludes with a fermata and the instruction *stacc.*

Second system of musical notation, consisting of two staves. The right hand has a continuous eighth-note pattern with accents (*v*) and slurs. The left hand has a similar pattern with accents. The system ends with a fermata and the instruction *stacc.*

Third system of musical notation, consisting of two staves. The right hand has a continuous eighth-note pattern with accents (*v*) and slurs. The left hand has a similar pattern with accents. The system ends with a fermata and the instruction *stacc.*

Fourth system of musical notation, consisting of two staves. The right hand has a continuous eighth-note pattern with accents (*v*) and slurs. The left hand has a similar pattern with accents. The system ends with a fermata and the instruction *stacc.*

Fifth system of musical notation, consisting of two staves. The right hand has a continuous eighth-note pattern with slurs. The left hand has a similar pattern with slurs. The system ends with a fermata and the instruction *stacc.*

Sixth system of musical notation, consisting of two staves. The right hand has a continuous eighth-note pattern with slurs. The left hand has a similar pattern with slurs. The system ends with a fermata and the instruction *stacc.*

The first system of music consists of two staves. The treble staff contains a continuous sixteenth-note run, with groups of four notes beamed together and marked with a '6' below them. The bass staff mirrors this pattern. Both staves are marked with 'stacc.' (staccato) and a fermata-like symbol at the end of the first measure.

The second system of music consists of two staves. The treble staff contains a continuous sixteenth-note run, with groups of four notes beamed together and marked with a 'V' below them. The bass staff mirrors this pattern. Both staves are marked with 'stacc.' and a fermata-like symbol at the end of the first measure.

La bémol majeur. As dur. Ab major. Lab mayor.

The third system of music consists of two staves. The treble staff contains a continuous sixteenth-note run, with groups of four notes beamed together and marked with a '3' below them. The bass staff mirrors this pattern. Both staves are marked with 'stacc.' and a fermata-like symbol at the end of the first measure.

The fourth system of music consists of two staves. The treble staff contains a continuous sixteenth-note run, with groups of four notes beamed together and marked with a '3' below them. The bass staff mirrors this pattern. Both staves are marked with 'stacc.' and a fermata-like symbol at the end of the first measure.

The fifth system of music consists of two staves. The treble staff contains a continuous sixteenth-note run, with groups of four notes beamed together and marked with a '3' below them. The bass staff mirrors this pattern. Both staves are marked with 'stacc.' and a fermata-like symbol at the end of the first measure.

The sixth system of music consists of two staves. The treble staff contains a continuous sixteenth-note run, with groups of four notes beamed together and marked with a 'V' below them. The bass staff mirrors this pattern. Both staves are marked with 'stacc.' and a fermata-like symbol at the end of the first measure.

First system of musical notation, consisting of two staves (treble and bass clef) in a 3/4 time signature. The music features a continuous eighth-note pattern in both hands, with a melodic line in the treble and a supporting bass line.

Second system of musical notation, continuing the eighth-note pattern. It includes dynamic markings such as accents (^) and hairpins (v), and a fermata over the final measure of the system.

Third system of musical notation, continuing the eighth-note pattern. It features a fermata over the final measure of the system.

Fourth system of musical notation, continuing the eighth-note pattern. It includes the instruction *stacc.* (staccato) in both staves, indicating a change in articulation.

Fifth system of musical notation, continuing the eighth-note pattern. It includes the instruction *stacc.* in both staves.

Sixth system of musical notation, continuing the eighth-note pattern. It includes the instruction *stacc.* in both staves.

The first system of music consists of two staves. The upper staff is in treble clef and the lower in bass clef. Both are in the key of B-flat major (two flats). The time signature is 3/4. The music features a series of eighth-note chords in the right hand and a similar pattern in the left hand. A 'stacc.' (staccato) marking is placed between the two staves. The system concludes with a double bar line and a repeat sign.

The second system continues the eighth-note patterns from the first system. It consists of two staves in the same key and time signature. The right hand part features a series of eighth-note chords, while the left hand part has a similar rhythmic pattern. The system ends with a double bar line and a repeat sign.

The third system introduces accents (marked with '^') on the notes. It consists of two staves in the same key and time signature. The right hand part has eighth-note chords with accents, and the left hand part has a similar pattern. The system ends with a double bar line and a repeat sign.

The fourth system features triplets (marked with '3') and accents. It consists of two staves in the same key and time signature. The right hand part has eighth-note chords with accents and triplets, while the left hand part has a similar pattern. The system ends with a double bar line and a repeat sign.

The fifth system shows a change in the right hand melody. It consists of two staves in the same key and time signature. The right hand part has a more melodic line with eighth notes and chords, while the left hand part continues with a similar rhythmic pattern. The system ends with a double bar line and a repeat sign.

The sixth system features a final melodic flourish. It consists of two staves in the same key and time signature. The right hand part has a more complex melodic line with eighth notes and chords, while the left hand part continues with a similar rhythmic pattern. The system ends with a double bar line and a repeat sign.

Fa mineur. F moll. F minor. Fa menor.

The first system of musical notation for Fa minor. It consists of two staves (treble and bass clef) in common time. The music features a series of chords in the right hand and a corresponding bass line in the left hand. The first measure is marked *pp* (pianissimo). The second measure is marked with a crescendo hairpin. The system concludes with a repeat sign.

The second system of musical notation for Fa minor. It continues with two staves. The first measure is marked *mezzo forte*. The second measure is marked *forte* and includes a triplet of eighth notes in both hands. The third measure is marked *ff* (fortissimo). The system concludes with a repeat sign.

The third system of musical notation for Fa minor. It continues with two staves. The first measure is marked *forte* and includes a triplet of eighth notes in both hands. The second measure is marked *dimin.* (diminuendo) and includes a triplet of eighth notes in both hands. The third measure is marked *p* (piano) and includes a triplet of eighth notes in both hands. The system concludes with a repeat sign.

The fourth system of musical notation for Fa minor. It consists of two staves. The music features a series of chords in the right hand and a corresponding bass line in the left hand. The first measure is marked *sf* (sforzando). The system concludes with a repeat sign.

Ré bémol majeur. Des dur. D \flat major. Reb mayor.

The first system of musical notation for Ré bémol majeur. It consists of two staves (treble and bass clef) in common time. The music features a series of chords in the right hand and a corresponding bass line in the left hand. The first measure is marked *pp* (pianissimo). The second measure is marked with a crescendo hairpin. The system concludes with a repeat sign.

The second system of musical notation for Ré bémol majeur. It continues with two staves. The first measure is marked *mezzo forte*. The second measure is marked *forte*. The third measure is marked *ff* (fortissimo). The system concludes with a repeat sign.

First system of musical notation. Treble and bass clefs. The piece is in B-flat minor. The first measure is marked *forte* and contains a triplet of eighth notes. The second measure is marked *dimin.* and contains a triplet of eighth notes. The third measure is marked *p* and contains a triplet of eighth notes. The fourth measure is marked *dimin.* and contains a triplet of eighth notes. The fifth measure is marked *f* and contains a triplet of eighth notes. The sixth measure is marked *f* and contains a triplet of eighth notes. The seventh measure is marked *f* and contains a triplet of eighth notes. The eighth measure is marked *f* and contains a triplet of eighth notes.

Second system of musical notation. Treble and bass clefs. The piece is in B-flat minor. The first measure is marked *f* and contains a triplet of eighth notes. The second measure is marked *f* and contains a triplet of eighth notes. The third measure is marked *f* and contains a triplet of eighth notes. The fourth measure is marked *f* and contains a triplet of eighth notes. The fifth measure is marked *f* and contains a triplet of eighth notes. The sixth measure is marked *f* and contains a triplet of eighth notes. The seventh measure is marked *f* and contains a triplet of eighth notes. The eighth measure is marked *f* and contains a triplet of eighth notes.

Si bémol mineur. B moll. B \flat minor. Sib menor.

Third system of musical notation. Treble and bass clefs. The piece is in B-flat minor. The first measure is marked *pp* and contains a triplet of eighth notes. The second measure is marked *p* and contains a triplet of eighth notes. The third measure is marked *p* and contains a triplet of eighth notes. The fourth measure is marked *p* and contains a triplet of eighth notes. The fifth measure is marked *p* and contains a triplet of eighth notes. The sixth measure is marked *p* and contains a triplet of eighth notes. The seventh measure is marked *p* and contains a triplet of eighth notes. The eighth measure is marked *p* and contains a triplet of eighth notes.

Fourth system of musical notation. Treble and bass clefs. The piece is in B-flat minor. The first measure is marked *mezzo forte* and contains a triplet of eighth notes. The second measure is marked *forte* and contains a triplet of eighth notes. The third measure is marked *forte* and contains a triplet of eighth notes. The fourth measure is marked *forte* and contains a triplet of eighth notes. The fifth measure is marked *forte* and contains a triplet of eighth notes. The sixth measure is marked *ff* and contains a triplet of eighth notes. The seventh measure is marked *ff* and contains a triplet of eighth notes. The eighth measure is marked *ff* and contains a triplet of eighth notes.

Fifth system of musical notation. Treble and bass clefs. The piece is in B-flat minor. The first measure is marked *f* and contains a triplet of eighth notes. The second measure is marked *dimin.* and contains a triplet of eighth notes. The third measure is marked *p* and contains a triplet of eighth notes. The fourth measure is marked *dimin.* and contains a triplet of eighth notes. The fifth measure is marked *f* and contains a triplet of eighth notes. The sixth measure is marked *f* and contains a triplet of eighth notes. The seventh measure is marked *f* and contains a triplet of eighth notes. The eighth measure is marked *f* and contains a triplet of eighth notes.

Sixth system of musical notation. Treble and bass clefs. The piece is in B-flat minor. The first measure is marked *f* and contains a triplet of eighth notes. The second measure is marked *f* and contains a triplet of eighth notes. The third measure is marked *f* and contains a triplet of eighth notes. The fourth measure is marked *f* and contains a triplet of eighth notes. The fifth measure is marked *f* and contains a triplet of eighth notes. The sixth measure is marked *f* and contains a triplet of eighth notes. The seventh measure is marked *f* and contains a triplet of eighth notes. The eighth measure is marked *f* and contains a triplet of eighth notes.

Sol bémol majeur. Ges dur. Gb major. Solb mayor.

pp *p* *crescendo*

pp *p* *crescendo*

Ossia. Fa # majeur. Fis dur. F# major. Fa# mayor.

mezzo forte *forte* *ff*

mezzo forte *forte* *ff*

f *dimin.* *p* *dimin.* *sf* *sf* *sf* *sf*

f *dimin.* *p* *dimin.* *sf* *sf* *sf* *sf*

Mi bémol mineur. Es moll. E^b minor. Mi^b menor.

*Ossia.
Ré mineur. Dis moll. D[#] minor. Ré[#] menor.*

System 1: Two systems of piano accompaniment. The first system is in B-flat major (two flats) and the second is in D major (two sharps). Each system consists of a treble and bass clef staff. The music features dense chordal textures with many beamed notes. The first system includes a fermata over the final measure of each staff, with the word "stacc." written below the staff. The second system also includes a fermata and "stacc." markings.

System 2: Two systems of piano accompaniment, continuing from the first system. The first system is in B-flat major and the second is in D major. The notation includes many beamed notes and accents (small triangles) above the notes. The first system includes a fermata and "stacc." markings. The second system also includes a fermata and "stacc." markings.

System 3: Two systems of piano accompaniment. The first system is in B-flat major and the second is in D major. The notation features many beamed notes and slurs. The first system includes a fermata and "stacc." markings. The second system also includes a fermata and "stacc." markings.

The first system of the score consists of two grand staves. The upper staff is in the treble clef and the lower in the bass clef. Both staves contain dense, rhythmic patterns of eighth and sixteenth notes, often beamed together. There are numerous slurs and accents (marked with 'v' or '^') throughout the piece, indicating phrasing and emphasis.

Ut bémol majeur. Cés dur. Cb major. Dob mayor.

The second system continues the piano accompaniment. It features two grand staves. The upper staff is in the treble clef and the lower in the bass clef. The music is characterized by rhythmic patterns and slurs. The word "stacc." is written below the staves at several points, indicating staccato articulation. The key signature changes to C major (one sharp) for the "Ossia" section.

*Ossia.
Si majeur. H dur. B major. Si mayor.*

The third system of the score consists of two grand staves. The upper staff is in the treble clef and the lower in the bass clef. The music continues with rhythmic patterns and slurs. The word "stacc." is written below the staves at several points, indicating staccato articulation. The key signature changes to B major (two sharps) for the "Ossia" section.

stacc. stacc. stacc. stacc.

This system contains four staves of music. The top two staves are in a key signature of three flats (B-flat major or D-flat minor) and feature a series of chords with a rhythmic pattern of eighth notes. The bottom two staves are in a key signature of three sharps (F# major or C# minor) and feature a similar rhythmic pattern. Vertical dashed lines separate the system into two measures. The word "stacc." is written below the first and third staves in each measure.

stacc. stacc. stacc. stacc.

This system contains four staves of music, similar to the first system. The top two staves have accents (^) above the notes. The bottom two staves have accents (^) above the notes and downward-pointing stems (v) below the notes. Vertical dashed lines separate the system into two measures. The word "stacc." is written below the first and third staves in each measure.

This system contains four staves of music. The top two staves are in a key signature of three flats and feature chords with slurs. The bottom two staves are in a key signature of three sharps and feature chords with slurs. Vertical dashed lines separate the system into two measures.

A musical score consisting of four staves. The top two staves are in a key with three flats (B-flat, E-flat, A-flat) and feature a complex melodic line with many slurs and ornaments (triangles above notes). The bottom two staves are in a key with three sharps (F-sharp, C-sharp, G-sharp) and feature a complex bass line with many slurs and ornaments (triangles below notes).

La bémol mineur. As moll. Ab minor. Lab menor.

A musical score for two staves. The top staff is in a key with three flats and the bottom staff is in the same key. Both staves contain dense chordal textures. The word "stacc." is written between the staves in two locations, indicating staccato articulation. The piece ends with a double bar line and a repeat sign.

*Ossia.
Sol # mineur. Gis moll. G# minor. Sol# menor.*

A musical score for two staves. The top staff is in a key with three sharps and the bottom staff is in the same key. Both staves contain dense chordal textures. The word "stacc." is written between the staves in two locations, indicating staccato articulation. The piece ends with a double bar line and a repeat sign.

A musical score for two staves. The top staff is in a key with three flats and the bottom staff is in the same key. Both staves contain dense chordal textures. The word "stacc." is written between the staves in two locations, indicating staccato articulation. The piece ends with a double bar line and a repeat sign.

A musical score for two staves. The top staff is in a key with three sharps and the bottom staff is in the same key. Both staves contain dense chordal textures. The word "stacc." is written between the staves in two locations, indicating staccato articulation. The piece ends with a double bar line and a repeat sign.

System 1: Two grand staves. The top staff is in C major, and the bottom staff is in C minor. Both staves feature a dense, rhythmic accompaniment of eighth notes. The system is divided into two measures by a double bar line. Each measure contains a repeat sign (two dots with a diagonal slash) at the end. The word "stacc." is written between the staves in each measure.

System 2: Two grand staves. The top staff is in C major, and the bottom staff is in C minor. Both staves feature a dense, rhythmic accompaniment of eighth notes with accents (^) above each note. The system is divided into two measures by a double bar line. Each measure contains a repeat sign (two dots with a diagonal slash) at the end. The word "stacc." is written between the staves in each measure.

System 3: Two grand staves. The top staff is in C major, and the bottom staff is in C minor. Both staves feature a dense, rhythmic accompaniment of eighth notes with slurs over each note. The system is divided into two measures by a double bar line.

Mi majeur. E dur. E major. Mi mayor.

Ut # mineur. Cis moll. C# minor. Do# menor.

La majeur. A dur. Amajor. La mayor.

pp *p* *crescendo*

This system contains two staves of music. The upper staff is in treble clef and the lower in bass clef. The music consists of dense chords and triplets. Dynamics include *pp* (pianissimo) and *p* (piano), with a *crescendo* marking.

mezzo forte *forte* *ff*

This system continues the piece with dynamic markings of *mezzo forte*, *forte*, and *ff* (fortissimo). It features several triplet markings over the chords.

f *dim.* *p* *dim.*

This system shows dynamics of *f* (forte), *dim.* (diminuendo), and *p* (piano). It includes triplet markings and accents (^) over the notes.

f *f* *f* *f*

This system maintains a dynamic of *f* (forte) throughout. It features a series of chords with accents (^) and triplet markings.

Fa # mineur. Fis moll. F# minor. Fa# menor.

pp *p* *cresc.*

This system begins the new section with dynamics of *pp* (pianissimo) and *p* (piano), and a *cresc.* (crescendo) marking.

mezzo forte *forte* *ff*

This system continues with dynamics of *mezzo forte*, *forte*, and *ff* (fortissimo). It features triplet markings and accents (^) over the notes.

The first system of music consists of two staves. The upper staff begins with a triplet of eighth notes, followed by another triplet, and then a series of eighth notes with slurs. The lower staff starts with a forte (*f*) dynamic and a triplet of eighth notes, followed by a *dimin.* (diminuendo) section and a piano (*p*) section. The system concludes with a series of eighth notes marked with slurs and forte (*f*) dynamics.

Ré majeur. D dur. D major. Re mayor.

The second system of music is in 3/8 time. It features a melody in the upper staff and a bass line in the lower staff. A dotted line is drawn across the bottom of the system, with the number '8' positioned below it.

The third system of music continues in 3/8 time. It features a melody in the upper staff with several triplet markings and slurs. The lower staff provides a bass line with corresponding rhythmic patterns.

Si mineur. H moll. B minor. Si menor.

The fourth system of music is in 3/8 time and features a melody in the upper staff consisting of chords with slurs. The lower staff provides a bass line with chords.

The fifth system of music continues in 3/8 time. It features a melody in the upper staff with triplet markings and slurs. The lower staff provides a bass line with chords.

Sol majeur. G dur. G major. Sol mayor.

First system of musical notation for 'Sol majeur' in G major, featuring a treble and bass clef with a 3/4 time signature.

Second system of musical notation for 'Sol majeur' in G major, including triplets in both staves.

Mi mineur. E moll. E minor. Mi menor.

First system of musical notation for 'Mi mineur' in E minor, featuring a treble and bass clef with a 3/4 time signature.

Second system of musical notation for 'Mi mineur' in E minor, including triplets in both staves.

Third system of musical notation for 'Mi mineur' in E minor, featuring fingerings and a key signature change to B minor.

Fourth system of musical notation for 'Mi mineur' in E minor, including fingerings and a key signature change to D minor.

3 2 2 1
5 3 3 2
4 2 1
5 4 2
4 2 1
5 3 3 2
2 3 5
1 2 3
4 2 1
5 3 5
1 2 4
1 2 4

3 2 2 1
5 3 3 2
4 2 1
5 4 2
4 2 1
5 3 3 2
2 3 5
1 2 3
4 2 1
5 3 5
1 2 4
1 2 3
2 3 5
4 2 1
5 4 2
3 2 1
5 4 2
4 2 1

2 4 5
1 2 4
2 3 5
1 2 3
5 4 2
4 2 1
5 3 3 2
3 2 1
5 4 2
4 2 1
2 3 5
1 2 4
2 4 5
1 2 4
3 2 1
5 4 2
4 2 1

3 5 3 2
4 5 4 2
4 5 3 2
2 4 5
1 2 3
2 3 5
1 2 4
5 4 2
4 2 1
5 3 3 2

Ossia.
Sol bémol majeur. Ges dur.

Sol bémol mineur. Ges moll.

D^b majeur. Re^b majeur.
Re^b majeur. Des dur.

G^b majeur. Sol^b mayor.
G^b menor. Sol^b menor.

First system of musical notation, consisting of two staves (treble and bass clef). The music features complex chordal textures with many beamed notes and rests. A fermata is placed over a measure in the upper staff.

Second system of musical notation, consisting of two staves. It continues the complex chordal texture from the first system. A fermata is present in the upper staff.

Third system of musical notation, consisting of two staves. This system includes numerous fingerings indicated by numbers 1-5 above and below notes. A fermata is present in the upper staff.

Fourth system of musical notation, consisting of two staves. It continues the complex chordal texture with many fingerings indicated by numbers 1-5.

Fifth system of musical notation, consisting of two staves. The music continues with complex chordal textures.

Sixth system of musical notation, consisting of two staves. It concludes the piece with complex chordal textures.

First system of musical notation, featuring a grand staff with treble and bass clefs. The music is in a key with three flats (B-flat, E-flat, A-flat) and consists of two measures. The right hand plays chords and moving lines, while the left hand provides a steady accompaniment.

Second system of musical notation, continuing the piece. It features a grand staff with treble and bass clefs, spanning two measures. The key signature remains three flats.

Third system of musical notation, continuing the piece. It features a grand staff with treble and bass clefs, spanning two measures. The key signature remains three flats.

Fourth system of musical notation, continuing the piece. It features a grand staff with treble and bass clefs, spanning two measures. The key signature changes to two flats (B-flat, E-flat).

Fifth system of musical notation, continuing the piece. It features a grand staff with treble and bass clefs, spanning two measures. The key signature changes to one flat (B-flat).

Sixth system of musical notation, continuing the piece. It features a grand staff with treble and bass clefs, spanning two measures. The key signature changes to no flats (C major).

First system of musical notation, featuring a treble and bass clef with a key signature of one sharp (F#). The music consists of dense chordal textures and rhythmic patterns in both staves.

Second system of musical notation, continuing the piece. It includes a common time signature 'C' and a key signature change to one flat (Bb). The notation shows complex harmonic structures.

Third system of musical notation, maintaining the one flat key signature. The music features intricate chordal progressions and rhythmic accompaniment.

Fourth system of musical notation, continuing the complex harmonic and rhythmic development of the piece.

Fifth system of musical notation, showing further progression of the musical themes.

Sixth system of musical notation, concluding the page with dense chordal and rhythmic patterns.

First system of musical notation, consisting of a grand staff with treble and bass clefs. The music features dense chordal textures with frequent triplets, indicated by a '3' above the notes. The key signature is two sharps (F# and C#).

Second system of musical notation, continuing the piece. It features similar dense chordal textures and triplets. A dashed line with the number '8' above it spans across the system, likely indicating a measure repeat or a specific section marker. The key signature changes to two flats (Bb and Eb).

Third system of musical notation, continuing the piece. It features similar dense chordal textures and triplets. A dashed line with the number '8' above it spans across the system. The key signature remains two flats (Bb and Eb).

Fourth system of musical notation, continuing the piece. It features similar dense chordal textures. The key signature changes to one flat (Bb).

Fifth system of musical notation, continuing the piece. It features similar dense chordal textures. The key signature remains one flat (Bb).

Sixth system of musical notation, continuing the piece. It features similar dense chordal textures. The key signature changes to two flats (Bb and Eb). The system concludes with a double bar line and repeat signs.

KOMPOSITIONEN UND BEARBEITUNGEN

VON

AUGUST STRADAL

II. SERIE

Original-Kompositionen.

Nr.	a) Für Pianoforte à 2 ms.	Mark
7754.	Elegie lugubre. Trauergesang	2.—
7832.	Gavotte und Musette	1.50

b) Für eine Singstimme mit Pianofortebegleitung.

7721.	Er kommt (Hildegard Stradal)	1.—
7757.	Wiegenliedchen und Ich schreite durch den tiefen Mondesfrieden (Hildegard Stradal)	1.50

Bearbeitungen.

Für Pianoforte à 2 ms.

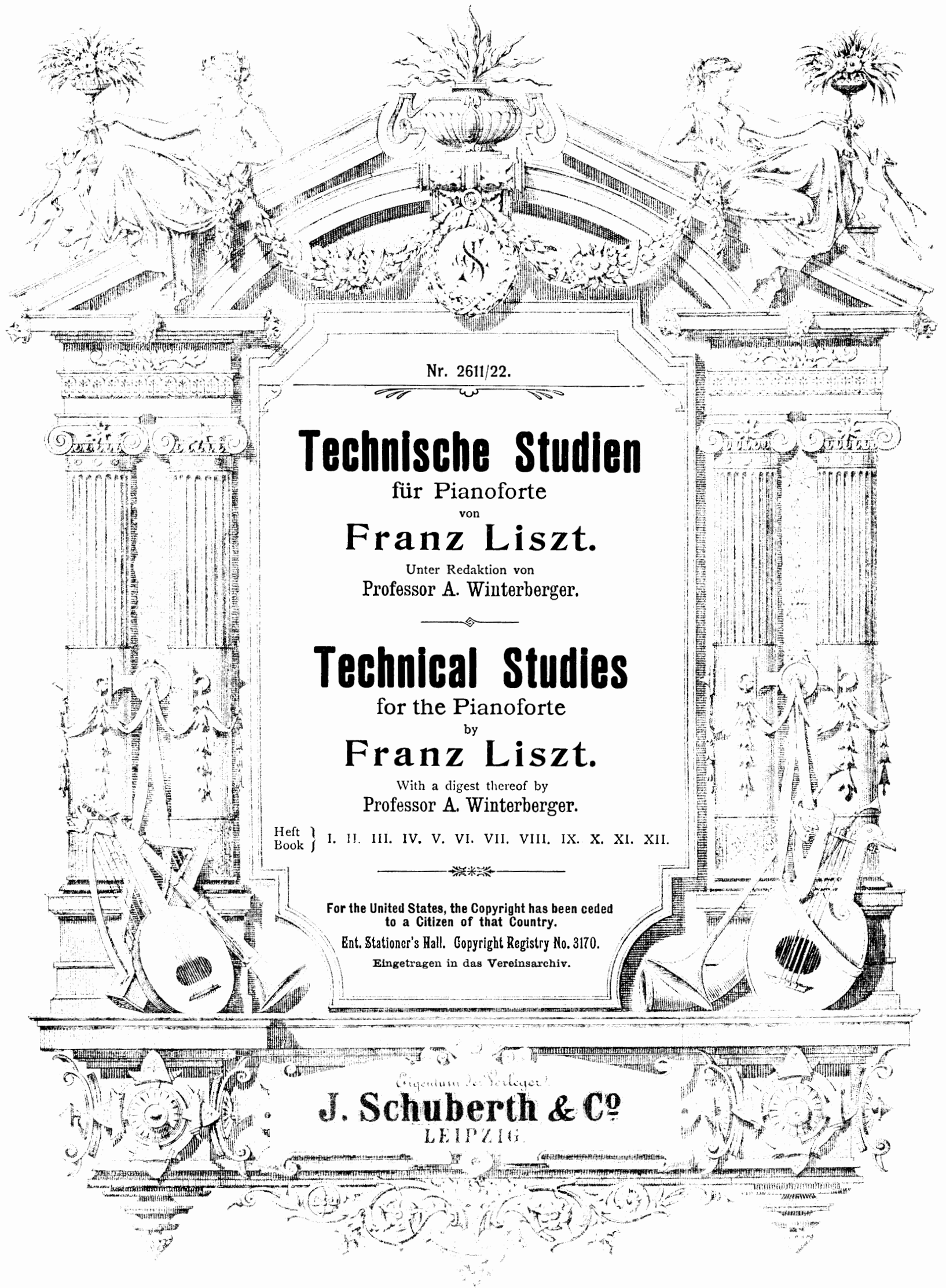
7834.	J. S. Bach, Brandenburgisches Konzert Nr. I in F-dur für 2 Hörner, 3 Oboen, Fagott, konzertierende Quart-Geige, 2 Violinen, Viola, Violoncello und Continuo	3.—
7836.	— Brandenburgisches Konzert Nr. II in F-dur für konzertierende Trompete, Flöte, Oboe und Violine mit Begleitung von 2 Violinen, Viola und Continuo	2.50
7704.	— Brandenburgisches Konzert Nr. III in G-dur für 3 Violinen, 3 Violen, 3 Violoncelle u. Continuo	2.50
7837.	— Brandenburgisches Konzert Nr. IV in G-dur für konzertierende Violine mit Begleitung v. zwei Flöten, 2 Violinen, Viola, Cello u. Continuo	3.50
7835.	— Brandenburgisches Konzert Nr. V in D-dur für Klavier, Flöte und Violine mit Begleitung von Violine, Viola, Violoncello und Continuo ..	3.50
7838.	— Brandenburgisches Konzert Nr. VI in B-dur für 2 Violen, 2 Gamben, Cello und Continuo ..	3.—
7733.	— Konzert (C-dur) für die Orgel	1.25
7734.	— Konzert (G-dur) für die Orgel (nach Antonio Vivaldi)	1.50
7793.	— Konzert (D-moll) für ein Klavier mit Begleitung von 2 Violinen, Viola, Violoncell und Baß	2.50
7794.	— Konzert (F-moll) für ein Klavier mit Begleitung von 2 Violinen, Viola, Violoncell und Baß	2.50
7732.	— Präludium und Fuge über das Thema B-A-C-H für die Orgel	1.50
7764.	— Präludium und Fuge (A-moll) für die Orgel ..	2.50
7767.	— Präludium und Fuge (C-moll) für die Orgel ..	2.—
7768.	— Präludium und Fuge (C-dur) für die Orgel ..	1.50
7769.	— Präludium und Fuge (C-dur) für die Orgel ..	2.—
7765.	— Präludium (Fantasia) u. Fuge (G-moll) f. d. Orgel ..	2.—
7709.	— 8 kleine Präludien und Fugen für die Orgel ..	2.—
7710.	— Sonate (E moll) für die Orgel	2.—
7766.	— Toccata und Fuge (D-moll) für die Orgel	2.—
7735.	Wilh. Friedem. Bach, Fuge (F-dur) für die Orgel ..	1.—
7795.	— Sinfonia per due Traversi, due Violini, Viola e Basso	1.75

Nr.		Mark
7736.	L. v. Beethoven, Op. 135. Quartett für 2 Violinen, Viola und Violoncell	1.50
7711.	Dietrich Buxtehude, Ciacona (C-moll) für die Orgel ..	1.25
7717.	— Ciacona (E-moll) für die Orgel	1.25
7712.	— Passacaglia (D-moll) für die Orgel	1.25
7520.	— Präludium (G-moll) für die Orgel	1.25
7519.	— Präludium (E-moll Nr. I) für die Orgel	1.25
7720.	— Präludium und Fuge (E-moll Nr. II) für die Orgel ..	1.50
7713.	— Präludium und Fuge (A-moll) für die Orgel ..	1.50
7714.	— Präludium und Fuge (D-moll) für die Orgel ..	1.25
7715.	— Präludium und Fuge (Fis-moll) für die Orgel ..	1.50
7716.	— Präludium und Fuge (F-dur) für die Orgel ..	1.50
7753.	Christoph Gluck, Tanz der Erinnyen und Ballettszene a. d. Oper „Orpheus“	2.50
7833.	— Ballettszene a. d. Oper „Alceste“	2.—
7755.	Joh. Ludw. Krebs, Toccata (Präludium) [A-moll] für die Orgel	1.50
7730.	W. A. Mozart, Sinfonie (G-moll) für Orchester ..	1.50
7705.	Henry Purcell, Chaconne (F-dur) für die Orgel ..	1.25
7791.	Franz Schubert, Sinfonie (C-dur) für Orchester n. 4. —	n. 2.—
7792.	— Sinfonie (H-moll) für Orchester	n. 2.—
7841.	Richard Wagner, Rienzi: Auftritt der Jungfrauen und Festlicher Tanz	n. 2.—
7842.	— Der fliegende Holländer: Ouverture	n. 2.—
7843.	— Tannhäuser: Der Venusberg (Bacchanale) ..	n. 2.—
7844.	— Lohengrin: Freie Phantasie	n. 2.—
7845.	— Tristan und Isolde: Szene der Isolde und Brangäne aus dem 2. Aufzug	n. 1.20
7846.	— „Osink hernieder, Nacht der Liebe“ und Gesang der Brangäne: „Einsam wachend i. d. Nacht“ ..	n. 1.20
7847.	— Die Meistersinger von Nürnberg: Schluß des letzten Aufzuges	n. 2.—
7848.	— Das Rheingold: Schluß der letzten Szene ..	n. 2.—
7849.	— Die Walküre: „Winterstürme wichen dem Wonnemond“	n. 1.20
7878.	— Der Ritt der Walküren aus dem letzten Aufzug (1. Szene)	n. 1.20
7850.	— Schluß des letzten Aufzuges	n. 2.—
7879.	— Siegfried: Schmiedelied aus dem 1. Aufzug ..	n. 1.20
7851.	— Waldweben aus dem 2. Aufzug	n. 1.20
7852.	— Schluß des letzten Aufzuges	n. 2.—
7853.	— Die Götterdämmerung: Rheinfahrt aus dem Vorspiel	n. 1.20
7854.	— Trauermusik aus dem letzten Aufzug	n. 1.20
7855.	— Schluß des letzten Aufzuges	n. 2.—
7856.	— Parsifal: Verwandlungsmusik	n. 1.20
7857.	— „Nehmet hin meinen Leib, nehmet hin mein Blut, um unsrer Liebe willen“ aus dem 1. Aufzug ..	n. 2.—
7858.	— Blumenmädchenszene	n. 1.20
7859.	— Charfreitagszauber	n. 1.20
7860.	— Schluß des letzten Aufzuges	n. 1.20

Eigentum des Verlegers
für alle Länder.

J. SCHUBERTH & CO., LEIPZIG.

Aufführungsrecht vor-
behalten.



Nr. 2611/22.

Technische Studien

für Pianoforte

von

Franz Liszt.

Unter Redaktion von
Professor A. Winterberger.

Technical Studies

for the Pianoforte

by

Franz Liszt.

With a digest thereof by
Professor A. Winterberger.

Heft } I. II. III. IV. V. VI. VII. VIII. IX. X. XI. XII.
Book }

For the United States, the Copyright has been ceded
to a Citizen of that Country.

Ent. Stationer's Hall. Copyright Registry No. 3170.

Eingetragen in das Vereinsarchiv.

Erfindung des Verlegers!
J. Schuberth & Co
LEIPZIG.

Technische Studien

für Pianoforte

von

Franz Liszt.

Inhaltsverzeichnis.

- HEFT I. Übungen zur Kräftigung und Unabhängigkeit der einzelnen Finger bei stillstehender Hand und Akkordstudien.
- " II. Vorstudien zu den Dur- und Moll-Skalen.
- " III. Skalen in Terzen- und Sexten-Lage. Springende oder durchbrochene Skalen.
- " IV. Chromatische Skalen und Übungen. Skalen in der Gegenbewegung.
- " V. Repetierende Terzen, Quarten und Sexten mit verschiedenem Fingersatz. Skalenartige Terzen-Übungen in gerader Bewegung und in der Gegenbewegung. Quarten- und Sexten-Übungen.
- " VI. Dur-, Moll- und chromatische Skalen in Terzen und Sexten.
- " VII. Sext-Akkord-Skalen mit verschiedenem Fingersatz. Springende oder durchbrochene Skalen in Terzen, Sexten und Sextakkorden. Chromatische Terzen, Quarten und Sexten. Oktaven-Skalen.
- " VIII. Gebrochene Oktaven. Springende oder durchbrochene Oktav-Skalen. Akkord-Studien. Triller in Terzen, Sexten, Quarten und Oktaven.
- " IX. Verminderte Septimen-Akkorde. Übungen bei stillstehender Handhaltung. Arpeggien oder gebrochene Akkorde.
- " X. Gebrochene Akkorde mit verschiedenen Fingersätzen durch alle Dur- und Moll-Skalen.
- " XI. Arpeggien in Terzen und Sexten mit verschiedenem Fingersatz.
- " XII. Oktaven-Übungen mit verschiedenem Fingersatz und Akkord-Übungen.

Technical Studies

for the Pianoforte

by

Franz Liszt.

Contents.

- BOOK I. Exercises for gaining strength and independence of each individual finger with quiet hand, and chord-studies.
- " II. Preparatory studies for the major and minor scales.
- " III. Scales in thirds and sixths. Arpeggios, or broken scales.
- " IV. Chromatic scales and exercises. Scales in contrary motion.
- " V. Repeated thirds, fourths and sixths, with various fingerings. Exercises in thirds (formed from scales) in parallel and contrary motion. Exercises in fourths and sixths.
- " VI. Major, minor and chromatic scales in double-thirds and -sixths.
- " VII. Scales in chords of the sixth with various fingerings. Arpeggios, or broken scales in double-thirds and -sixths, and chords of the sixth. Chromatic thirds, fourths and sixths. Octave scales, major and minor.
- " VIII. Broken octaves. Arpeggiated, or broken octave scales. Chord-studies. Shakes in thirds, sixths, fourths and octaves.
- " IX. Chords of the diminished seventh. Exercises with quiet hand. Arpeggios, or broken chords.
- " X. Broken-chords with various fingerings throughout all major and minor scales.
- " XI. Arpeggios in thirds and in sixths with various fingerings.
- " XII. Octave-studies with various fingerings and chord-studies.

For the United States,
the Copyright has been ceded to a Citizen of that Country.

Ent. Stationer's Hall. London. Copyright Registry No. 3170.

Eingetragen in das Vereinsarchiv.

Technische Studien

für Pianoforte
von

Franz Liszt.

Heft II.

Vorstudien zu den Dur- und Moll-Skalen.

Technical Studies

for the Pianoforte
by

Franz Liszt.

Book II.

Preparatory studies for the major and minor scales.

1 2 1 2 1 2 1 2

2 1 2 1 2 1 2 1

1 2 1 2 1 2 1 2

2 1 2 1 2 1 2 1

1 2 1 2

2 1 2 1

1 2 1 2

2 1 2 1

1 2 1 2

2 1 2 1

1 2 1 2

2 1 2 1

First system of musical notation, featuring a treble and bass clef. The treble staff contains a melodic line with fingerings 2 3 2 3 2 3 2 3 and 3 2 3 2 3 2 3 2. The bass staff contains a supporting line with fingerings 3 2 3 2 3 2 3 2.

Second system of musical notation, featuring a treble and bass clef. The treble staff contains a melodic line with fingerings 2 3 2 3 2 3 and 3 2 3 2 3 2. The bass staff contains a supporting line with fingerings 3 2 3 2 3 2 3 2.

Third system of musical notation, featuring a treble and bass clef. The treble staff contains a melodic line with fingerings 2 3 2 3 and 3 2 3 2. The bass staff contains a supporting line with fingerings 3 2 3 2.

Fourth system of musical notation, featuring a treble and bass clef. The treble staff contains a melodic line with fingerings 2 3 2 3 and 3 2 3 2. The bass staff contains a supporting line with fingerings 3 2 3 2.

Fifth system of musical notation, featuring a treble and bass clef. The treble staff contains a melodic line with fingerings 2 3 2 3 and 3 2 3 2. The bass staff contains a supporting line with fingerings 3 2 3 2.

Sixth system of musical notation, featuring a treble and bass clef. The treble staff contains a melodic line with fingerings 2 3 2 3 and 3 2 3 2. The bass staff contains a supporting line with fingerings 3 2 3 2.

3 4 3 4 3 4 3 4
4 3 4 3 4 3 4 3
1 3 4 3
4 3 4 3

3 4 3 4
4 3 4 3
1 3 4 3
3 4 3 4

3 4 3 4
4 3 4 3
4 3 4 3
3 4 3 4

3 4 3 4
4 3 4 3
4 3 4 3
3 4 3 4

3 4 3 4
4 3 4 3
1 3 4 3
3 4 3 4

3 4 3 4
4 3 4 3
1 3 4 3
3 4 3 4

4 5 4 5 4 5 4 5

5 4 5 4 5 4 5 4

5 4 5 4 5 4 5 4

4 5 4 5 4 5 4 5

4 5 4 5

4 5 4 5

5 4 5 4

5 4 5 4

4 5 4 5

5 4 5 4

4 5 4 5

5 4 5 4

5 4 5 4

4 5 4 5

5 4 5 4

4 5 4 5

5 4 5 4

5 4 5 4

4 5 4 5

5 4 5 4

4 5 4 5

5 4 5 4

5 4 5 4

4 5 4 5

5 4 5 4

4 5 4 5

5 4 5 4

5 4 5 4

4 5 4 5

5 4 5 4

System 1: Treble clef with notes and fingerings 4 5 4 5, 3 4 3 4; Bass clef with notes and fingerings 5 4 5 4, 4 3 4 3.

System 2: Treble clef with notes and fingerings 3 2 3 2, 2 1 2 1; Bass clef with notes and fingerings 2 3 2 3, 1 2 1 2.

System 3: Treble clef with notes and fingerings 1 2 3 1 2 3, 3 2 1 3 2 1; Bass clef with notes and fingerings 3 2 1 3 2 1, 1 2 3 1 2 3.

System 4: Treble clef with notes and fingerings 1 2 3 1 2 3, 3 2 1 3 2 1; Bass clef with notes and fingerings 3 2 1 3 2 1, 1 2 3.

System 5: Treble clef with notes and fingerings 3 2 1, 1 2 3 1 2 3; Bass clef with notes and fingerings 1 2 3, 3 2 1 3 2 1.

System 6: Treble clef with notes and fingerings 3 2 1 3 2 1; Bass clef with notes and fingerings 1 2 3 1 2 3.

1 2 3 1 2 3
3 2 1 3 2 1
8
3 2 1 3 2 1

2 3 4 2 3 4
4 3 2 4 3 2

4 3 2 4 3 2
2 3 4 2 3 4

2 3 4 2 3 4
4 3 2 4 3 2
1 3 2 4 3 2
2 3 4 2 3 4

2 3 4 2 3 4
1 3 2 4 3 2

1 3 2 4 3 2
2 3 4 2 3 4

2 3 4 2 3 4
4 3 2 4 3 2
4 3 2 4 3 2
2 3 4 2 3 4

3 4 5 3 4 5
5 4 3 5 4 3
8

8
5 4 3 5 4 3
3 4 5 3 4 5

3 4 5 3 4 5
5 4 3 5 4 3
8
5 4 3 5 4 3
3 4 5 3 4 5

3 4 5 3 4 5
5 4 3 5 4 3
8

8
5 4 3 5 4 3
3 4 5 3 4 5

3 4 5 3 4 5
5 4 3 5 4 3
5 4 3 5 4 3
3 4 5 3 4 5
5 4 3 5 4 3

3 4 5
5 4 3

1 2 3 4 1 2 3 4
4 3 2 1 4 3 2 1

4 3 2 1 4 3 2 1
1 2 3 4 1 2 3 4

1 2 3 4 1 2 3 4
4 3 2 1 4 3 2 1

4 3 2 1 4 3 2 1
1 2 3 4 1 2 3 4

First system of musical notation. Treble clef, key signature of two sharps (F# and C#). The right hand features a sequence of eighth-note chords with fingerings 1 2 3 4 and 1 2 3 4. The left hand plays a descending eighth-note scale with fingerings 4 3 2 1 and 4 3 2 1.

Second system of musical notation. Treble clef, key signature of two sharps. The right hand continues with eighth-note chords and fingerings 4 3 2 1 and 4 3 2 1. The left hand plays a descending eighth-note scale with fingerings 1 2 3 4 and 1 2 3 4.

Third system of musical notation. Treble clef, key signature of three flats (Bb, Eb, Ab). The right hand features eighth-note chords with fingerings 2 3 4 5 and 2 3 4 5. The left hand plays a descending eighth-note scale with fingerings 5 4 3 2 and 5 4 3 2.

Fourth system of musical notation. Treble clef, key signature of three flats. The right hand continues with eighth-note chords and fingerings 5 4 3 2 and 5 4 3 2. The left hand plays a descending eighth-note scale with fingerings 2 3 4 5 and 2 3 4 5.

Fifth system of musical notation. Treble clef, key signature of three flats. The right hand features eighth-note chords with fingerings 2 3 4 5 and 2 3 4 5. The left hand plays a descending eighth-note scale with fingerings 5 4 3 2 and 5 4 3 2.

Sixth system of musical notation. Treble clef, key signature of three flats. The right hand continues with eighth-note chords and fingerings 5 4 3 2 and 5 4 3 2. The left hand plays a descending eighth-note scale with fingerings 2 3 4 5 and 2 3 4 5.

First system of musical notation, measures 1-4. The treble clef staff contains a sequence of eighth notes with fingerings 2 3 4 5, 2 3 4 5, and 5 4 3 2. The bass clef staff contains a sequence of eighth notes with fingerings 5 4 3 2, 5 4 3 2, and 2 3 4 5. A double bar line is present after measure 2.

Second system of musical notation, measures 5-8. The treble clef staff contains a sequence of eighth notes with fingerings 2 3 4 5, 2 3 4 5, and a triplet of eighth notes with a '3' above. The bass clef staff contains a sequence of eighth notes with fingerings 5 4 3 2, 5 4 3 2, and a '1' below. A double bar line is present after measure 4.

Third system of musical notation, measures 9-12. The treble clef staff contains a sequence of eighth notes with fingerings 1 2 3 4 5. The bass clef staff contains a sequence of eighth notes with fingerings 5 4 3 2 1. A double bar line is present after measure 6.

Fourth system of musical notation, measures 13-16. The treble clef staff contains a sequence of eighth notes with fingerings 5 4 3 2 1. The bass clef staff contains a sequence of eighth notes with fingerings 1 2 3 4 5. A double bar line is present after measure 8.

Fifth system of musical notation, measures 17-20. The treble clef staff contains a sequence of eighth notes with fingerings 1 2 3 4 5. The bass clef staff contains a sequence of eighth notes with fingerings 5 4 3 2 1. A double bar line is present after measure 10.

Sixth system of musical notation, measures 21-24. The treble clef staff contains a sequence of eighth notes with fingerings 5 4 3 2 1. The bass clef staff contains a sequence of eighth notes with fingerings 1 2 3 4 5. A double bar line is present after measure 12.

First system of musical notation. The treble clef staff begins with a sequence of notes labeled 1, 2, 3, 4, 5. The bass clef staff begins with a sequence of notes labeled 5, 4, 3, 2, 1. The system concludes with a double bar line and a key signature change to two flats.

Second system of musical notation. The treble clef staff begins with a sequence of notes labeled 5, 4, 3, 2, 1. The bass clef staff begins with a sequence of notes labeled 1, 2, 3, 4, 5. The system concludes with a double bar line and a key signature change to two flats.

Third system of musical notation. The treble clef staff begins with a sequence of notes labeled 1, 2, 3, 4, 5. The bass clef staff begins with a sequence of notes labeled 5, 4, 3, 2, 1. The system concludes with a double bar line and a key signature change to two flats.

Fourth system of musical notation. The treble clef staff begins with a sequence of notes labeled 5, 4, 3, 2, 1. The bass clef staff begins with a sequence of notes labeled 1, 2, 3, 4, 5. The system concludes with a double bar line and a key signature change to two flats.

Fifth system of musical notation. The treble clef staff begins with a sequence of notes labeled 1, 2, 3, 4, 5. The bass clef staff begins with a sequence of notes labeled 5, 4, 3, 2, 1. The system concludes with a double bar line and a key signature change to two flats.

Sixth system of musical notation. The treble clef staff begins with a sequence of notes labeled 5, 4, 3, 2, 1. The bass clef staff begins with a sequence of notes labeled 1, 2, 3, 4, 5. The system concludes with a double bar line and a key signature change to two flats.

1 2 3 4 5
5 4 3 2 1

5 4 3 2 1
1 2 3 4 5

1 2 3 4 5
5 4 3 2 1

2 1 2 1 2 1 2 1
2 1 2 1 2 1 2 1

2121
2121

3 1 3 1 3 1 3 1
3 1 3 1 3 1 3 1

3131
3131

4 1 4 1 4 1 4 1
4 1 4 1 4 1 4 1

4141
4141

3 2 3 2 3 2 3 2

3 2 3 2

3 2 3 2

3 2 3 2

3 2 3 2

4 3 4 3 4 3 4 3

4 3 4 3

4 3 4 3

4 3 4 3

3 2 1 3 2 1

3 2 1 3 2 1

3 2 1 3 2 1

3 2 1 3 2 1

4 3 2 4 3 2

4 3 2 4 3 2

4 3 2 4 3 2

4 3 2 4 3 2

4 3 2 1 4 3 2 1

4 3 2 1 4 3 2 1

4 3 2 1

4 3 2 1

4 2 4 2 4 2 4 2

4 2 4 2 4 2 4 2

4321

5 4 5 4 5 4 5 4

4321

5 4 5 4 5 4 5 4

5454

5454

5 3 5 3 5 3 5 3

5 3 5 3 5 3 5 3

5252

5252

5 1 5 1 5 1 5 1

5 1 5 1 5 1 5 1

543543

543543

5 4 3 2

5 4 3 2

5 4 3 2 1

5 4 3 2 1

Main droite seule. Mano derecha sola.
Rechte Hand allein. Right hand alone.

The musical score consists of ten staves of music. The first staff begins with a treble clef, a 5/4 time signature, and a key signature of one flat (B-flat). It features a sequence of eighth notes with a rhythmic pattern of 1 1 1 1. The second staff continues with a similar pattern, including a 5/2 time signature. The third staff has a 4/2 time signature. The remaining seven staves feature eighth-note patterns with various key signatures, including B-flat, B-natural, and C major. The notation includes slurs, repeat signs, and dynamic markings.

Main gauche seule. Mano izquierda sola.
Linke Hand allein. Left hand alone.

*C major. Do mayor.
Ut majeur. C dur.*

*C minor. Do menor.
Ut mineur. C moll.*

First system of musical notation for C major and C minor scales. The right hand (treble clef) plays a scale with fingerings 1-2-3-4-5-4-3-2-1. The left hand (bass clef) plays a scale with fingerings 5-4-3-2-1-2-3-4-5-4-3-2-1. The C major section is in C major, and the C minor section is in C minor.

Second system of musical notation for C major and C minor scales. The right hand (treble clef) plays a scale with fingerings 1-2-3-4-5-4-3-2-1. The left hand (bass clef) plays a scale with fingerings 5-4-3-2-1-2-3-4-5-4-3-2-1. The C major section is in C major, and the C minor section is in C minor.

*G major. Sol mayor.
Sol majeur. G dur.*

First system of musical notation for G major and G minor scales. The right hand (treble clef) plays a scale with fingerings 1-3-5-3-1-2-3-5-4-2-1. The left hand (bass clef) plays a scale with fingerings 5-3-1-3-5-4-2-1. The G major section is in G major, and the G minor section is in G minor.

*G minor. Sol menor.
Sol mineur. G moll.*

Second system of musical notation for G major and G minor scales. The right hand (treble clef) plays a scale with fingerings 1-2-3-4-5-4-3-2-1. The left hand (bass clef) plays a scale with fingerings 5-4-3-2-1-2-3-4-5-4-3-2-1. The G major section is in G major, and the G minor section is in G minor.

First system of musical notation for D major and D minor scales. The right hand (treble clef) plays a scale with fingerings 1-2-3-4-5-4-3-2-1. The left hand (bass clef) plays a scale with fingerings 5-4-3-2-1-2-3-4-5-4-3-2-1. The D major section is in D major, and the D minor section is in D minor.

*D major. Re mayor.
Ré majeur. D dur.*

Second system of musical notation for D major and D minor scales. The right hand (treble clef) plays a scale with fingerings 1-2-3-4-5-4-3-2-1. The left hand (bass clef) plays a scale with fingerings 5-4-3-2-1-2-3-4-5-4-3-2-1. The D major section is in D major, and the D minor section is in D minor.

D minor. Re menor.
Ré mineur. D moll.

First system of musical notation for D minor. It consists of a treble and bass clef staff. The treble staff contains a melodic line with eighth and sixteenth notes, including triplets and slurs. The bass staff contains a supporting line with similar rhythmic patterns. Fingering numbers (1-5) are placed above and below notes.

Second system of musical notation for D minor, continuing the piece with similar melodic and harmonic structures as the first system.

A major. La mayor.
La majeur. A dur.

A minor. La menor.
La mineur. A moll.

First system of musical notation for A major and A minor. The key signature changes to two sharps (F# and C#). The piece is divided into two parts: A major on the left and A minor on the right, separated by a double bar line.

Second system of musical notation for A major and A minor, continuing the piece.

Third system of musical notation for A major and A minor, continuing the piece.

Mi majeur. E dur.

E major. Mi mayor.

First system of musical notation for E major. The key signature changes to three sharps (F#, C#, and G#). The piece continues with a melodic line in the treble and a supporting line in the bass.

*E minor. Mi menor.
Mi mineur. E moli.*

First system of musical notation for the E minor scale. It consists of a treble and bass staff. The treble staff starts with a key signature of one sharp (F#) and contains the scale notes E-F-G-A-B-A-G-F-E. The bass staff contains the scale notes E-D-C-B-A-G-F-E. Fingerings are indicated by numbers 1-5. The system is divided into two measures by a double bar line.

Second system of musical notation for the E minor scale. It continues the scale from the first system. The treble staff contains notes E-F-G-A-B-A-G-F-E. The bass staff contains notes E-D-C-B-A-G-F-E. Fingerings are indicated by numbers 1-5. The system is divided into two measures by a double bar line.

*B major. Si mayor.
Si majeur. II dur.*

*B minor. Si menor.
Si mineur. II moll.*

First system of musical notation for the B major and B minor scales. It consists of a treble and bass staff. The treble staff starts with a key signature of two sharps (F# and C#) and contains the scale notes B-C-D-E-F#-G-A-B. The bass staff contains the scale notes B-A-G-F#-E-D-C-B. Fingerings are indicated by numbers 1-5. The system is divided into two measures by a double bar line.

Second system of musical notation for the B major and B minor scales. It continues the scale from the first system. The treble staff contains notes B-C-D-E-F#-G-A-B. The bass staff contains notes B-A-G-F#-E-D-C-B. Fingerings are indicated by numbers 1-5. The system is divided into two measures by a double bar line.

Third system of musical notation for the B major and B minor scales. It continues the scale from the second system. The treble staff contains notes B-C-D-E-F#-G-A-B. The bass staff contains notes B-A-G-F#-E-D-C-B. Fingerings are indicated by numbers 1-5. The system is divided into two measures by a double bar line.

F# major: Fa# mayor.
Fa# maj. Fis dur.

F# minor: Fa# menor.
Fa# min. Fis moll.

Ossia.
Solb maj. Ges dur.

Gb major: Solb mayor.

Gb minor: Solb menor.
Solb min. Ges moll.

This system contains two systems of piano music. The first system is in F# major (Fa# mayor) and F# minor (Fa# menor). It features a treble and bass clef with various fingerings (1-4) and articulations. The second system is in Gb major (Solb mayor) and Gb minor (Solb menor), labeled as 'Ossia'. It also features a treble and bass clef with similar fingerings and articulations.

This system continues the piano exercises from the first system. It consists of two systems of music, each with a treble and bass clef. The first system is in F# major and the second is in Gb major. The music includes complex fingerings such as triplets and sixteenth-note runs, with articulation marks throughout.

This system contains two systems of piano music, continuing the exercises. The first system is in F# major and the second is in Gb major. The music is highly technical, featuring intricate fingerings, including many triplets and sixteenth-note patterns, with clear articulation marks.

*C# major. Do# mayor.
Ut # maj. Cis dur.*

*C# minor. Do# menor.
Ut # min. Cis moll.*

First system of musical notation. It consists of two systems of staves. The first system has a treble and bass staff for *C# major* (Do# mayor) and *C# minor* (Do# menor). The second system has a treble and bass staff for *Reb major* (Des dur) and *Reb minor* (Des moll). The notation includes various rhythmic patterns, accidentals, and fingering numbers (1-4) for the right hand and (3-4) for the left hand.

Second system of musical notation, continuing the piece. It features more complex rhythmic patterns and includes triplets and sixteenth notes. The notation is dense with accidentals and fingering instructions.

Third system of musical notation. It includes the key signature change to *Ab major* (Lab mayor) and *Ab minor* (Lab min). The notation continues with intricate rhythmic figures and fingering. The piece concludes with a final cadence.

A \flat minor. Lab menor.
La \flat min. As moll.

Musical notation for *A \flat minor. Lab menor. La \flat min. As moll.* in treble and bass clefs. The piece features a series of ascending and descending eighth-note runs with various fingering numbers (1, 2, 3, 4) and slurs. The key signature has three flats.

G \sharp minor. Sol \sharp menor.
Sol \sharp min. Gis moll.

Musical notation for *G \sharp minor. Sol \sharp menor. Sol \sharp min. Gis moll.* in treble and bass clefs. Similar to the first piece, it consists of eighth-note runs with slurs and fingering numbers. The key signature has two sharps.

Musical notation for *E \flat major. Mi \flat mayor. Mi \flat maj. Es dur.* in treble and bass clefs. This section continues with eighth-note runs, including some with slurs and fingering numbers. The key signature has three flats.

E \flat major. Mi \flat mayor.
Mi \flat maj. Es dur.

Musical notation for *E \flat major. Mi \flat mayor. Mi \flat maj. Es dur.* in treble and bass clefs. This section continues with eighth-note runs, including some with slurs and fingering numbers. The key signature has three flats.

E \flat minor. Mi \flat menor.
Mi \flat min. Es moll.

Re \sharp min. Dis moll.

D \sharp minor. Re \sharp menor.

B \flat major. Sib mayor.
Si \flat maj. B dur.

B \flat minor. Sib menor.
Si \flat min. B moll.

A \sharp minor. La \sharp menor.
La \sharp min. Ais moll.

Two systems of piano exercises. The first system is in F major (one flat) and the second is in F# major (three sharps). Both systems feature treble and bass staves with complex fingering and articulation markings.

F major. Fa mayor.
Fa maj. F dur.

Two systems of piano exercises in F major. The first system continues the exercise with more complex patterns, and the second system is a simplified or alternative version of the same exercise.

F minor. Fa menor.
Fa min. F moll.

Two systems of piano exercises in F minor. Both systems feature treble and bass staves with complex fingering and articulation markings.

Two systems of piano exercises in F major. The first system continues the exercise with more complex patterns, and the second system is a simplified or alternative version of the same exercise.

Neues Studienwerk für Klavier, das sich überall schnell einführte.

Carl Heinrich Döring, Op. 309.

Vier charakteristische und melodische


OKTAVEN-ETÜDEN:

1. Eilende Wolken ----
2. Wandernde Zigeuner
3. Nord und Süd -----
4. Liebesfrühling -----

==== Für jeden vorgeschrittenen Klavierspieler. ====

Text: Deutsch — Englisch — Französisch — Italienisch — Spanisch.

Preis kplt. M. 1.—.



Kritiken von Autoritäten auf dem Gebiete des Klavierspiels:

Herr Professor Josef Stiasny (Vorstand der Ed. Horakschen Musikschulen), Wien, schreibt: „Die im Verlage von J. Schuberth & Co. erschienenen Oktavenetüden op. 309 verfolgen nicht nur den eigentlichen rein technischen Zweck, sondern sind als melodische Charakterstücke gedacht und zufolge ihrer reizenden Melodik zum Vortrage sehr geeignet. Ihrer großen Verwendbarkeit im Unterrichte wegen wurden diese Etüden in den Lehrplan der Ed. Horakschen (Franz Brixeschen) Musikschulen in Wien aufgenommen. Zur Popularisierung dieser wirklich schätzenswerten Etüden werde ich kräftigst beitragen.“

Herr Professor Gustav Schumann (Direktor der Rollfusschen Musik-Akademie) schreibt: „Der sehr hübsche poetische Inhalt dieser vier Etüden entspricht vollkommen den von Ihnen gewählten Überschriften: Eilende Wolken, Wandernde Zigeuner, Nord und Süd, Liebesfrühling. Da nun aber auch das Wesentlichste der für den Klavierspielenden so notwendigen Oktaventechnik darin behandelt wird, so eignen sie sich sowohl zum Vortrag, wie auch zu ernstem technischen Studium. Sie bilden somit eine wertvolle Bereicherung der Oktavenliteratur und sind namentlich vorwärtstrebenden Spielern der Mittelstufe aufs wärmste zu empfehlen. Jedenfalls werde ich in meiner Schule reichlichen Gebrauch davon machen.“

Herr Direktor Richard Kaden (Pädagogische Musikschule), Dresden, schreibt: „Prof. Dörings Oktaven-Etüden, Opus 309, sind ausgesprochene Charakterstücke mit ansprechenden harmonischen, melodischen und dynamischen Wendungen, gleich geeignet, die Technik des Oktavenspiels als auch den musikalischen Vortrag zu fördern. Wir können das neue, jugendfrisch geschriebene Werk aus der bewährten Feder des Herrn Professors Hofrat Heinrich Döring, der einst für die Musik-Pädagogik überhaupt grundlegend gewirkt hat, allen Klavierlehrern und -Schülern, die es mit ihrer Kunst ernst nehmen, auf das wärmste empfehlen.“

Herr Professor O. Schmid schreibt im „Dresdner Journal“, Nr. 156: „Wenn der Senior unserer einheimischen Klavierpädagogen, Meister C. H. Döring, mit neuen Werken zu Unterrichtszwecken hervortritt, so wird man immer von neuem wieder Gelegenheit haben, auf die eminente musikpädagogische Begabung hinzuweisen, die ihm eigen ist. Das Lehrhafte in einer nicht nur jeder trocken pedantischen Artung abholden Form, sondern geradezu in einer anregenden und unterhaltenden Gestaltung zu geben, kann man als seine Spezialkunst betrachten. Zeugnis von dieser Sonderbegabung legen auch wieder die Oktaven-Etüden op. 309 ab, die er soeben im Verlag von J. Schuberth & Co., Leipzig, erscheinen ließ. Es sind das Musikstücke, die bereits die Beherrschung der rein technischen Seite des Oktavenspiels bis zu einem gewissen Grade voraussetzen, also das mechanisch-technische

Studium nicht mehr als Hauptzweck ins Auge fassen. „Eilende Wolken“, „Wandernde Zigeuner“, „Nord und Süd“ und „Liebesfrühling“ betitelt, vereinigen sie vielmehr den Etüdencharakter mit dem des musikalischen Charakterstücks in glücklichster Weise, zielen also ganz wesentlich auch dahin, den musikalischen Vortrag zu beleben.“

Herr Professor Julius Epstein, Wien, schreibt: „Die Oktaven-Etüden Opus 309, sind ausgezeichnet, nützlich und schön, wie alles von dem vortrefflichen Pädagogen und Komponisten C. H. Döring.“

Herr Seminarmusiklehrer Emil Petzold, Bautzen, schreibt: „Die Bekanntschaft mit Dörings Oktaven-Etüden mir vermittelt zu haben, bin ich Ihnen besonders dankbar. Bei allem Etüdeninhalte sind doch die 4 Nummern Charakterstücke allerliebsten Genres, und ich werde nie versäumen, gerade auf dieses Werkchen an ganz geeigneter Stelle hinzuweisen.“


Herr Musikdirektor Ed. Steinwarz, Karlsruhe, schreibt: „Döring, Oktaven-Etüden und Erdstein, Valse caprice bedeuten eine wertvolle Bereicherung der Klavierliteratur; ich werde sie jedenfalls beim Unterrichte gebrauchen.“

Herr Direktor M. Kaufmann, Karlsbad, schreibt: „Die Oktaven-Etüden haben so sehr meinen Beifall gefunden, daß ich das ausgezeichnete Werkchen in meiner Musikschule einführen werde. Die überaus glückliche Idee, das Oktavenstudium dem Schüler in Form von reizenden Vortragspielen zu versüßen, ist Herrn Döring so glänzend gelungen, daß man bestimmt annehmen kann, daß diese Form, im Gegensatz zu dem sonst so trockenem Studienmaterial, von den angehenden Klavierspielern mit Vergnügen und gerne geübt werden wird.“

Der große, deutliche Druck und die angenehme Fingersatzbezeichnung, welche dem Lehrer und dem Schüler den Unterricht erleichtert, empfehlen das Werk noch außerdem.

Die Rheinische Musik- und Theaterzeitung schreibt: „Der Verfasser bietet hier bequem ausführbare, melodiose, rhythmisch interessierende Oktavenstudien, die beim Unterrichte auf der Mittelstufe sehr begrüßt werden dürften.“

Die Musikpädagogischen Blätter (Klavierlehrer), Januar 1911, schreiben: „Diese 4 kleinen Oktavenstudien, denen der Autor die Überschriften „Eilende Wolken“, „Wandernde Zigeuner“, „Nord und Süd“ und „Liebesfrühling“ mitgab, sollen weniger dem mechanisch technischen Studium dienen; sie wenden sich an Spieler, die bereits tüchtige Technik im Oktavenspiel besitzen, denen die Studien aber Gelegenheit zur Erlangung eines musikalisch belebten Vortrages in der Oktaventechnik bieten. Sie enthalten bei klarem Aufbau und schlichter Harmonik hübsche melodische Elemente bei lebendiger Rhythmik und können warm empfohlen werden.“




Von demselben Autor erschienen früher folgende Unterrichtswerke:

Op. 42.	2 Sonaten in G- und C-dur	Δ 1.50	
Op. 166.	24 Etüden in stufenweiser Folge, zugleich „Vorstudien für C. Czernys Schule der Geläufigkeit“ Heft I	— .75	
Op. 166.	Heft II/III	Δ 1.50	
Op. 255.	12 melodische Klavier-Etüden in fortschreitender Folge für den Unterrichtsgebrauch auf der Mittelstufe. 3 Hefte	Δ 1.—	
	Op. 256.	Lenzknospen. Fünf melodische un' instruktive Vortragsstücke mittlerer Schwierigkeit à 2ms: Nr. 1. Jetzt blüht's in allen Wipfeln. Nr. 2. Hinaus in den Wald	Δ —.75
		Nr. 3. Frühlingstraum. Nr. 4. Frühling lockt mit Sonnenschein	Δ —.75
		Nr. 5. Fest in der Waldschenke	— .75



Verlag von J. Schuberth & Co., Leipzig.



Nr. 2611/22.

Technische Studien

für Pianoforte

von

Franz Liszt.

Unter Redaktion von
Professor A. Winterberger.

Technical Studies

for the Pianoforte

by

Franz Liszt.

With a digest thereof by
Professor A. Winterberger.

Heft } I. II. III. IV. V. VI. VII. VIII. IX. X. XI. XII.
Book }

For the United States, the Copyright has been ceded
to a Citizen of that Country.

Ent. Stationer's Hall. Copyright Registry No. 3170.

Eingetragen in das Vereinsarchiv.

Eigentum der Verleger
J. Schuberth & Co
LEIPZIG.

Technische Studien

für Pianoforte

von

Franz Liszt.

Inhaltsverzeichnis.

- HEFT I. Übungen zur Kräftigung und Unabhängigkeit der einzelnen Finger bei stillstehender Hand und Akkordstudien.
- " II. Vorstudien zu den Dur- und Moll-Skalen.
- " III. Skalen in Terzen- und Sexten-Lage. Springende oder durchbrochene Skalen.
- " IV. Chromatische Skalen und Übungen. Skalen in der Gegenbewegung.
- " V. Repetierende Terzen, Quarten und Sexten mit verschiedenem Fingersatz. Skalenartige Terzen-Übungen in gerader Bewegung und in der Gegenbewegung. Quarten- und Sexten-Übungen.
- " VI. Dur-, Moll- und chromatische Skalen in Terzen und Sexten.
- " VII. Sext-Akkord-Skalen mit verschiedenem Fingersatz. Springende oder durchbrochene Skalen in Terzen, Sexten und Sextakkorden. Chromatische Terzen, Quarten und Sexten. Oktaven-Skalen.
- " VIII. Gebrochene Oktaven. Springende oder durchbrochene Oktav-Skalen. Akkord-Studien. Triller in Terzen, Sexten, Quarten und Oktaven.
- " IX. Verminderte Septimen-Akkorde. Übungen bei stillstehender Handhaltung. Arpeggien oder gebrochene Akkorde.
- " X. Gebrochene Akkorde mit verschiedenen Fingersätzen durch alle Dur- und Moll-Skalen.
- " XI. Arpeggien in Terzen und Sexten mit verschiedenem Fingersatz.
- " XII. Oktaven-Übungen mit verschiedenem Fingersatz und Akkord-Übungen.

Technical Studies

for the Pianoforte

by

Franz Liszt.

Contents.

- BOOK I. Exercises for gaining strength and independence of each individual finger with quiet hand, and chord-studies.
- " II. Preparatory studies for the major and minor scales.
- " III. Scales in thirds and sixths. Arpeggios, or broken scales.
- " IV. Chromatic scales and exercises. Scales in contrary motion.
- " V. Repeated thirds, fourths and sixths, with various fingerings. Exercises in thirds (formed from scales) in parallel and contrary motion. Exercises in fourths and sixths.
- " VI. Major, minor and chromatic scales in double-thirds and -sixths.
- " VII. Scales in chords of the sixth with various fingerings. Arpeggios, or broken scales in double-thirds and -sixths, and chords of the sixth. Chromatic thirds, fourths and sixths. Octave scales, major and minor.
- " VIII. Broken octaves. Arpeggiated, or broken octave scales. Chord-studies. Shakes in thirds, sixths, fourths and octaves.
- " IX. Chords of the diminished seventh. Exercises with quiet hand. Arpeggios, or broken chords.
- " X. Broken chords with various fingerings throughout all major and minor scales.
- " XI. Arpeggios in thirds and in sixths with various fingerings.
- " XII. Octave-studies with various fingerings and chord-studies.

For the United States,
the Copyright has been ceded to a Citizen of that Country.

Ent. Stationer's Hall. London. Copyright Registry No. 3170.

Eingetragen in das Vereinsarchiv.

Technische Studien

für Pianoforte
von
Franz Liszt.

Heft III.

Skalen in Terzen- und Sexten-Lage.
Springende oder durchbrochene Skalen.

Technical Studies

for the Pianoforte
by
Franz Liszt.

Book III.

*Scales in thirds and sixths.
Arpeggios, or broken scales.*

The musical score is presented in five systems, each containing a treble and bass staff. The notation includes various fingering numbers (1-5) and articulation marks. Dashed lines with numbers 8 and 5 indicate octave jumps between staves. The music is in 2/4 time and features various fingering and articulation markings.

The image displays a page of piano sheet music, numbered '4' in the top left corner. It consists of six systems, each with a treble and bass staff. The music is written in a key signature of one flat (B-flat). The notation is highly technical, featuring complex rhythmic patterns, including triplets and sixteenth notes. Fingering is indicated by numbers 1-5 above or below notes. Slurs and accents are used to guide phrasing and dynamics. The piece concludes with a double bar line and repeat dots at the end of the sixth system.

First system of musical notation, consisting of a grand staff with treble and bass clefs. The music is in a minor key. The right hand features a series of eighth-note chords and runs, with fingerings 1 3 5 3 and 3. The left hand plays a steady eighth-note accompaniment with fingerings 3 4 and 4 2. A repeat sign is present in the middle of the system.

Second system of musical notation. The right hand continues with eighth-note patterns, including a triplet of eighth notes. Fingerings 4, 3, 1, 1, 1, 4, 3, 1, 4, 3 are shown. The left hand has fingerings 5, 1, 4, 3, 1, 1, 1, 1, 1, 1. A repeat sign is present.

Third system of musical notation. The right hand includes a triplet of eighth notes and a sharp sign on a note. Fingerings 2, 4, 5, 4, 2, 1, 2, 4, 4 are shown. The left hand has fingerings 5, 2, 4, 4, 3, 4, 4, 3, 1, #, 1, 1. A repeat sign is present.

Fourth system of musical notation. The right hand features a triplet of eighth notes and a sharp sign. Fingerings 3, 4, 3, #, 3, 1, 1, 1, 1, 5, 3, 4, 3 are shown. The left hand has fingerings 3, 4, 3, #, 4, 3, 2, 1, 1, 1, 1, 1, 2, 3. A repeat sign is present.

Fifth system of musical notation. The right hand includes a triplet of eighth notes and a sharp sign. Fingerings 1, 3, 5, 3, 1, 2, 3, 5, 4 are shown. The left hand has fingerings 4, 2, 4, 3, 4, 4, 1, 1, 1, 1, 1, 1, 1. A repeat sign is present.

Sixth system of musical notation. The right hand features a triplet of eighth notes and a sharp sign. Fingerings 3, 4, 1, 3, 4, 2, 1, 1, 1, 3, 4, 1, 3, 4 are shown. The left hand has fingerings 5, 3, 4, 1, 4, 3, 1, 4, 3, 1, 1, 1, 1. A repeat sign is present.

System 1 of musical notation. It consists of two staves, Treble and Bass. The Treble staff features a complex melodic line with many slurs and fingering numbers (1-5). The Bass staff provides a harmonic accompaniment with similar slurs and fingering. A dashed line labeled '8' spans across the top of the Treble staff.

System 2 of musical notation. It consists of two staves, Treble and Bass. The Treble staff continues the melodic line with slurs and fingering. The Bass staff continues the accompaniment. A dashed line labeled '8' spans across the top of the Treble staff.

System 3 of musical notation. It consists of two staves, Treble and Bass. The Treble staff continues the melodic line with slurs and fingering. The Bass staff continues the accompaniment. A dashed line labeled '8' spans across the top of the Treble staff.

System 4 of musical notation. It consists of two staves, Treble and Bass. The Treble staff continues the melodic line with slurs and fingering. The Bass staff continues the accompaniment. A dashed line labeled '8' spans across the top of the Treble staff.

System 5 of musical notation. It consists of two staves, Treble and Bass. The Treble staff continues the melodic line with slurs and fingering. The Bass staff continues the accompaniment. A dashed line labeled '8' spans across the top of the Treble staff.

System 6 of musical notation. It consists of two staves, Treble and Bass. The Treble staff continues the melodic line with slurs and fingering. The Bass staff continues the accompaniment. A dashed line labeled '8' spans across the top of the Treble staff.

The first system of music consists of two staves. The treble staff begins with a sequence of eighth notes: G4, A4, B4, C5, D5, E5, F5, G5, with fingerings 1, 3, 5, 3, 3. This is followed by a slur over a series of eighth notes: G5, F5, E5, D5, C5, B4, A4, G4. The bass staff contains a similar eighth-note pattern: G3, F3, E3, D3, C3, B2, A2, G2, with fingerings 4, 2, 4, 3, 4, 4, 4. The system concludes with a repeat sign and a final eighth-note sequence: G4, A4, B4, C5, D5, E5, F5, G5, with fingerings 1, 1, 1, 1, 1, 1, 1, 1.

The second system continues the piece. The treble staff features a sequence of eighth notes: G4, A4, B4, C5, D5, E5, F5, G5, with fingerings 3, 1, 4, 3, 4, 3. This is followed by a slur over eighth notes: G5, F5, E5, D5, C5, B4, A4, G4, with fingerings 1, 1, 1, 1, 1, 1, 1, 1. The bass staff contains eighth notes: G3, F3, E3, D3, C3, B2, A2, G2, with fingerings 5, 3, 4, 4, 4, 4, 4, 4. The system ends with a repeat sign and eighth notes: G4, A4, B4, C5, D5, E5, F5, G5, with fingerings 1, 1, 1, 1, 1, 1, 1, 1.

The third system continues the piece. The treble staff features a sequence of eighth notes: G4, A4, B4, C5, D5, E5, F5, G5, with fingerings 2, 4, 5, 4, 2, 1, 2, 4, 4. This is followed by a slur over eighth notes: G5, F5, E5, D5, C5, B4, A4, G4, with fingerings 4, 4, 4, 4, 4, 4, 4, 4. The bass staff contains eighth notes: G3, F3, E3, D3, C3, B2, A2, G2, with fingerings 5, 2, 4, 2, 4, 3, 4, 3. The system ends with a repeat sign and eighth notes: G4, A4, B4, C5, D5, E5, F5, G5, with fingerings 2, 1, 1, 1, 1, 1, 1, 1.

The fourth system continues the piece. The treble staff features a sequence of eighth notes: G4, A4, B4, C5, D5, E5, F5, G5, with fingerings 3, 4, 3, 3, 3, 3, 3, 3. This is followed by a slur over eighth notes: G5, F5, E5, D5, C5, B4, A4, G4, with fingerings 2, 1, 1, 1, 1, 1, 1, 1. The bass staff contains eighth notes: G3, F3, E3, D3, C3, B2, A2, G2, with fingerings 3, 4, 3, 4, 3, 4, 3, 4. The system ends with a repeat sign and eighth notes: G4, A4, B4, C5, D5, E5, F5, G5, with fingerings 2, 1, 1, 1, 1, 1, 1, 1.

The fifth system continues the piece. The treble staff features a sequence of eighth notes: G4, A4, B4, C5, D5, E5, F5, G5, with fingerings 2, 4, 5, 4, 2, 1, 2, 4, 4. This is followed by a slur over eighth notes: G5, F5, E5, D5, C5, B4, A4, G4, with fingerings 3, 3, 3, 3, 3, 3, 3, 3. The bass staff contains eighth notes: G3, F3, E3, D3, C3, B2, A2, G2, with fingerings 4, 2, 4, 4, 4, 4, 4, 4. The system ends with a repeat sign and eighth notes: G4, A4, B4, C5, D5, E5, F5, G5, with fingerings 2, 1, 1, 1, 1, 1, 1, 1.

The sixth system continues the piece. The treble staff features a sequence of eighth notes: G4, A4, B4, C5, D5, E5, F5, G5, with fingerings 3, 1, 3, 3, 3, 3, 3, 3. This is followed by a slur over eighth notes: G5, F5, E5, D5, C5, B4, A4, G4, with fingerings 2, 1, 1, 1, 1, 1, 1, 1. The bass staff contains eighth notes: G3, F3, E3, D3, C3, B2, A2, G2, with fingerings 3, 1, 3, 4, 3, 4, 3, 4. The system ends with a repeat sign and eighth notes: G4, A4, B4, C5, D5, E5, F5, G5, with fingerings 2, 1, 1, 1, 1, 1, 1, 1.

The image displays six systems of piano sheet music, each consisting of two staves (treble and bass clef). The music is written in a minor key, indicated by three flats in the key signature. The systems are numbered 2 through 7. The notation is highly technical, featuring complex rhythmic patterns, including many triplets and sixteenth-note runs. Fingerings are indicated by numbers 1-5 above or below notes. Slurs and dynamic markings are used throughout. The systems are separated by vertical bar lines, and some systems have dashed lines above them indicating phrasing or breath marks. The overall style is that of a classical or romantic-era piano piece.

First system of musical notation, consisting of two staves (treble and bass clef). The music is in a key with three sharps (F#, C#, G#) and a 2/4 time signature. It features a complex melodic line in the treble staff with many slurs and fingerings (1-5), and a more rhythmic accompaniment in the bass staff with triplets and slurs.

Second system of musical notation, continuing the piece. The treble staff has a melodic line with slurs and fingerings, while the bass staff provides a steady accompaniment with slurs and fingerings.

Third system of musical notation. The treble staff shows a melodic line with slurs and fingerings, and the bass staff continues the accompaniment with slurs and fingerings.

Fourth system of musical notation. The treble staff has a melodic line with slurs and fingerings, and the bass staff continues the accompaniment with slurs and fingerings.

Fifth system of musical notation. The treble staff has a melodic line with slurs and fingerings, and the bass staff continues the accompaniment with slurs and fingerings.

Sixth system of musical notation. The treble staff has a melodic line with slurs and fingerings, and the bass staff continues the accompaniment with slurs and fingerings.

First system of musical notation, consisting of a grand staff with a treble clef on the upper staff and a bass clef on the lower staff. The key signature is two sharps (F# and C#). The music features a complex melodic line in the treble with many slurs and fingerings (1-5), and a bass line with chords and single notes. A repeat sign is present at the end of the system.

Second system of musical notation, continuing the piece. It features similar melodic and harmonic textures with various slurs and fingerings. A repeat sign is also present at the end of the system.

Third system of musical notation, showing further development of the musical themes. The notation includes many slurs and fingerings, indicating a technically demanding piece. A repeat sign is present at the end of the system.

Fourth system of musical notation, continuing the complex melodic and harmonic patterns. The notation includes many slurs and fingerings. A repeat sign is present at the end of the system.

Fifth system of musical notation, featuring intricate melodic lines and harmonic support. The notation includes many slurs and fingerings. A repeat sign is present at the end of the system.

Sixth system of musical notation, the final system on this page. It concludes with a complex melodic phrase and harmonic accompaniment. The notation includes many slurs and fingerings. A repeat sign is present at the end of the system.

The first system consists of two staves. The right-hand staff (treble clef) begins with a sequence of eighth notes: 1 3 5 3 1 3 4. This is followed by a series of eighth-note chords, with a measure containing an 8-measure rest. The left-hand staff (bass clef) starts with a quarter-note chord (4), followed by eighth notes (4), and ends with a quarter-note chord (3).

The second system continues with eighth-note patterns in the right hand, including an 8-measure rest. The left hand features a steady eighth-note accompaniment with various fingerings (1, 4, 3, 4).

The third system shows more complex eighth-note passages in the right hand, with some notes marked with accidentals. The left hand continues with eighth-note accompaniment.

The fourth system features a mix of eighth and quarter notes in the right hand, with some accidentals. The left hand accompaniment remains consistent.

The fifth system includes a double bar line in the right hand. The notation continues with eighth-note patterns and some accidentals in both hands.

The sixth system concludes with eighth-note patterns in the right hand and quarter-note chords in the left hand. The piece ends with a double bar line.

System 1: Treble and bass clefs with complex rhythmic patterns and fingerings. Fingerings include 1 2 1 2 1 2 3 1 2 1 2 4, 2 3 1 2 1 2 3 1 # 2 1 b 1 # 1, (2 3 1 2 3 1 2 3 1 2 3 1 3 2 1 3 2 1 2 3), 3 1 3 1 3 1 3 2, 2 1 3 1 3 1 3 2, 1 3 1 3 1 3 1 2, 1 3 1 2.

System 2: Treble and bass clefs with complex rhythmic patterns and fingerings. Fingerings include 1 2 2, 3 1 1 3, 1 2 3 1 2 3 1 3 2 3 2 1 2), 1 3 1 3 1 2 3 1 3 1 3 1, 2 3 1 3 1 2 3 1 # 1 3 1 b 3 1, 2 3 1 2, 3 1 2, 1 2 3 1 2 1 2 1, 3 1 3 1 3 1 3 2, 2 1 3 1 3 1 3 2, 2 1 3 1 3, 1 3 1 3.

System 3: Treble and bass clefs with complex rhythmic patterns and fingerings. Fingerings include 3 1 3 1 3 1 3 2 1 3 1 3 1 2 1 3 1 3, 2 1 3 1 3 2 1 3 1 3, 1 2 3 4 1 2 3 1 2 3 4 1, 1 3 1 3, 1 2 3 1 3 1 3 1 3, 2 3 1 3, 3 1 3 1, 3 1 3 1, 3 1 3 1, 3 1 4 3 2 1 3 2 1 4 3 2.

System 4: Treble and bass clefs with complex rhythmic patterns and fingerings. Fingerings include 2 3 1 2 1 2 3 1 2 3 4 1, 3 1 4 3 2 1 3 2 1, 1 3 2 1 4 3 2 1 3 2 1, 1 3 2 1 4 3 2 1, 1 2 3 1 2 3 1 2 3 4 1, 2 3 1 2 3 1 2 3 4 1, 2 3 1 2, 1 2 3 4, 2 3 1 2, 1 2 3 1 2 3 1 2 3 4 1.

System 5: Treble and bass clefs with complex rhythmic patterns and fingerings. Fingerings include 1 3 2 1 4 3 2 1, 3 2 1 3 2 1 2 3 1 2 3 4 1, 2 3 1 2, 1 2 3 1 2 3 1 2 3 4 1.

System 6: Treble and bass clefs with complex rhythmic patterns and fingerings. Fingerings include 1 3 2 1 4 3 2 1, 3 2 1 3 2 1 2 3 1 2 3 4 1, 2 3 1 2, 1 2 3 1 2 3 1 2 3 4 1.

First system of musical notation, consisting of a grand staff with two staves. The right hand (treble clef) and left hand (bass clef) both play eighth-note patterns. Fingerings are indicated by numbers 1-5 above or below notes.

Second system of musical notation, continuing the piece. It features similar eighth-note patterns in both hands with various fingering instructions.

Third system of musical notation. The right hand continues with eighth-note runs, while the left hand has a more active bass line. The system concludes with a double bar line and a key signature change to two flats.

Fourth system of musical notation in the new key signature. It maintains the eighth-note rhythmic texture with complex fingering.

Fifth system of musical notation, showing further development of the eighth-note patterns in both hands.

Sixth system of musical notation, the final system on the page. It includes a key signature change to one flat and ends with a double bar line.

First system of musical notation, consisting of two staves (treble and bass clef). The music features a complex rhythmic pattern with eighth and sixteenth notes. Fingerings are indicated by numbers 1-5. A dashed box labeled '8' spans the first two measures of the treble staff. A fermata is placed over the final measure of the system.

Second system of musical notation, consisting of two staves. It continues the piece with similar rhythmic complexity. A dashed box labeled '5' is present in the first measure of the treble staff. A fermata is placed over the final measure of the system.

Third system of musical notation, consisting of two staves. The key signature changes to one flat. A dashed box labeled '8' is present in the first measure of the treble staff. A fermata is placed over the final measure of the system.

Fourth system of musical notation, consisting of two staves. The key signature changes to two flats. A dashed box labeled '3' is present in the first measure of the treble staff. A fermata is placed over the final measure of the system.

Fifth system of musical notation, consisting of two staves. The key signature changes to one sharp. A dashed box labeled '5' is present in the first measure of the treble staff. A fermata is placed over the final measure of the system.

Sixth system of musical notation, consisting of two staves. The key signature changes to two sharps. A dashed box labeled '3' is present in the first measure of the treble staff. A fermata is placed over the final measure of the system.

First system of musical notation, featuring a treble and bass clef. The treble clef part contains a sequence of eighth notes with fingerings 2, 1, 1, 1, 1, 3, 4, 3, 4, 2, 1, 1, 1. The bass clef part contains a sequence of eighth notes with fingerings 1, 1, 1, 1, 1, 3, 4, 3, 4, 1, 4, 3. A dashed box labeled '8' spans the first four notes of the treble clef.

Second system of musical notation. The treble clef part has fingerings 3, 4, 3, 4, 2, 1, 1, 3, 3, 2, 2, 1, 1, 1, 4, 1, 3. The bass clef part has fingerings 1, 1, 1, 1, 1, 3, 1, 1, 1, 3, 4, 2. A dashed box labeled '3' spans the first three notes of the treble clef.

Third system of musical notation, featuring a treble and bass clef. The treble clef part contains a sequence of eighth notes with fingerings 2, 1, 1, 1, 1, 3, 4, 3, 4, 2, 1, 1, 1. The bass clef part contains a sequence of eighth notes with fingerings 1, 1, 1, 1, 1, 3, 4, 3, 4, 1, 4, 3. A dashed box labeled '8' spans the first four notes of the treble clef.

Fourth system of musical notation. The treble clef part has fingerings 3, 4, 3, 4, 2, 1, 1, 3, 3, 4, 3, 3, 4, 3. The bass clef part has fingerings 1, 1, 1, 1, 1, 3, 1, 1, 1, 3, 4, 2. A dashed box labeled '3' spans the first three notes of the treble clef.

Fifth system of musical notation. The treble clef part contains a sequence of eighth notes with fingerings 2, 1, 1, 1, 1, 3, 4, 3, 4, 2, 1, 1, 1. The bass clef part contains a sequence of eighth notes with fingerings 1, 1, 1, 1, 1, 3, 4, 3, 4, 1, 4, 3. A dashed box labeled '8' spans the first four notes of the treble clef.

Sixth system of musical notation. The treble clef part has fingerings 3, 4, 3, 4, 2, 1, 1, 3, 3, 4, 3, 3, 4, 3. The bass clef part has fingerings 1, 1, 1, 1, 1, 3, 1, 1, 1, 3, 4, 2. A dashed box labeled '3' spans the first three notes of the treble clef.

First system of musical notation, consisting of two staves (treble and bass clefs) with complex rhythmic patterns and fingerings. The key signature has three sharps (F#, C#, G#). Fingerings are indicated by numbers 1-5. A dashed box highlights a specific phrase in the treble staff.

Second system of musical notation, continuing the piece. It features similar rhythmic complexity and fingerings. A dashed box highlights a phrase in the treble staff.

Third system of musical notation, showing further development of the musical ideas. Fingerings and rhythmic patterns are consistent with the previous systems. A dashed box highlights a phrase in the treble staff.

Fourth system of musical notation, featuring more intricate rhythmic patterns. A dashed box highlights a phrase in the treble staff.

Fifth system of musical notation, continuing the complex rhythmic and melodic lines. A dashed box highlights a phrase in the treble staff.

Sixth system of musical notation, the final system on this page. It concludes with a final cadence. A dashed box highlights a phrase in the treble staff.

First system of musical notation. The treble clef staff contains a melodic line with various fingerings (1, 2, 3, 4, 5) and slurs. The bass clef staff contains a supporting line with fingerings (1, 4, 3, 4) and a repeat sign. A dashed line with an 'x' above it spans the first two measures.

Second system of musical notation. The treble clef staff continues the melodic line with fingerings (3, 4, 3, 2, 1, 2, 1, 2, 1, 3, 4, 1, 3). The bass clef staff has fingerings (1, 4, 4, 1, 4, 2). A dashed line with an 'x' above it spans the first two measures.

Third system of musical notation. The treble clef staff has fingerings (2, 1, 1, 1, 4, 3, 4, 3, 2, 1, 1, 1). The bass clef staff has fingerings (2, 1, 1, 4, 3, 4, 4). A dashed line with an 'x' above it spans the first two measures.

Fourth system of musical notation. The treble clef staff has fingerings (3, 4, 3, 2, 1, 4, 4, 3, 2). The bass clef staff has fingerings (2, 1, 1, 4, 3, 2, 2, 1, 1). A dashed line with an 'x' above it spans the first two measures.

Fifth system of musical notation. The treble clef staff has fingerings (1, 1, 5, 4, 3, 3, 1, 1). The bass clef staff has fingerings (2, 1, 1, 4, 3, 4, 4). A dashed line with an 'x' above it spans the first two measures.

Sixth system of musical notation. The treble clef staff has fingerings (3, 4, 4, 4, 4, 1, 1, 2, 4, 2, 3). The bass clef staff has fingerings (2, 1, 1, 4, 3, 2, 2, 1, 2, 4, 2). A dashed line with an 'x' above it spans the first two measures.

First system of musical notation, featuring a treble and bass clef. The treble clef part contains a series of eighth-note chords with fingerings 1, 1, 1, 1, 4, 3, 4, 1, 1, 1, 1, 4. The bass clef part contains eighth-note chords with fingerings 2, 1, 1, 1, 1, 3, 4, 3, 4, 3, 4, 3. A dashed box labeled 'S' spans the first four measures of the treble clef.

Second system of musical notation. The treble clef part has eighth-note chords with fingerings 4, 4, 3, 4, 1, 4, 4, 4. The bass clef part has eighth-note chords with fingerings 2, 1, 1, 1, 1, 3, 4, 2, 2, 1, 1, 1. A dashed box labeled 'S' spans the first four measures of the treble clef.

Third system of musical notation. The treble clef part has eighth-note chords with fingerings 1, 1, 1, 1, 5, 3, 4, 3, 1, 1, 1, 1. The bass clef part has eighth-note chords with fingerings 2, 1, 1, 1, 1, 3, 4, 3, 4, 3, 4, 3. A dashed box labeled 'S' spans the first four measures of the treble clef.

Fourth system of musical notation. The treble clef part has eighth-note chords with fingerings 4, 3, 4, 1, 4, 4, 4, 1, 1, 2, 2, 3. The bass clef part has eighth-note chords with fingerings 2, 1, 1, 1, 1, 3, 4, 2, 2, 1, 1, 3, 4, 4, 2. A dashed box labeled 'S' spans the first four measures of the treble clef.

Fifth system of musical notation, featuring a change in key signature to two flats. The treble clef part has eighth-note chords with fingerings 1, 1, 1, 1, 5, 3, 4, 3, 1, 1, 1, 1. The bass clef part has eighth-note chords with fingerings 2, 1, 1, 1, 1, 3, 4, 3, 4, 3, 4, 3. A dashed box labeled 'S' spans the first four measures of the treble clef.

Sixth system of musical notation. The treble clef part has eighth-note chords with fingerings 5, 4, 3, 1, 1, 5, 5, 3. The bass clef part has eighth-note chords with fingerings 2, 1, 1, 1, 1, 3, 4, 2, 2, 1, 1, 1. A dashed box labeled 'S' spans the first four measures of the treble clef.

System 1: Treble and bass clefs. Treble clef contains a melodic line with slurs and fingerings (1, 2, 3, 4, 5). Bass clef contains a bass line with slurs and fingerings (1, 2, 3, 4). A dashed box labeled '8' spans the first two measures of the treble staff.

System 2: Treble and bass clefs. Treble clef contains a melodic line with slurs and fingerings (1, 2, 3, 4, 5). Bass clef contains a bass line with slurs and fingerings (1, 2, 3, 4). A dashed box labeled '8' spans the first two measures of the treble staff.

System 3: Treble and bass clefs. Treble clef contains a melodic line with slurs and fingerings (1, 2, 3, 4, 5). Bass clef contains a bass line with slurs and fingerings (1, 2, 3, 4). A dashed box labeled '8' spans the first two measures of the treble staff.

System 4: Treble and bass clefs. Treble clef contains a melodic line with slurs and fingerings (1, 2, 3, 4, 5). Bass clef contains a bass line with slurs and fingerings (1, 2, 3, 4). A dashed box labeled '8' spans the first two measures of the treble staff.

System 5: Treble and bass clefs. Treble clef contains a melodic line with slurs and fingerings (1, 2, 3, 4, 5). Bass clef contains a bass line with slurs and fingerings (1, 2, 3, 4). A dashed box labeled '8' spans the first two measures of the treble staff.

System 6: Treble and bass clefs. Treble clef contains a melodic line with slurs and fingerings (1, 2, 3, 4, 5). Bass clef contains a bass line with slurs and fingerings (1, 2, 3, 4). A dashed box labeled '8' spans the first two measures of the treble staff.

First system of musical notation, consisting of two staves. The upper staff is in treble clef and the lower staff is in bass clef. Both staves contain eighth-note patterns with various fingering numbers (1-5) and slurs. A dashed box labeled '8' spans the first two measures of the upper staff.

Second system of musical notation, consisting of two staves. The upper staff is in treble clef and the lower staff is in bass clef. Both staves contain eighth-note patterns with various fingering numbers and slurs. A dashed box labeled '8' spans the first two measures of the upper staff.

Third system of musical notation, consisting of two staves. The upper staff is in treble clef and the lower staff is in bass clef. Both staves contain eighth-note patterns with various fingering numbers and slurs. A dashed box labeled '8' spans the first two measures of the upper staff.

Fourth system of musical notation, consisting of two staves. The upper staff is in treble clef and the lower staff is in bass clef. Both staves contain eighth-note patterns with various fingering numbers and slurs. A dashed box labeled '8' spans the first two measures of the upper staff.

Fifth system of musical notation, consisting of two staves. The upper staff is in treble clef and the lower staff is in bass clef. Both staves contain eighth-note patterns with various fingering numbers and slurs. A dashed box labeled '8' spans the first two measures of the upper staff.

Sixth system of musical notation, consisting of two staves. The upper staff is in treble clef and the lower staff is in bass clef. Both staves contain eighth-note patterns with various fingering numbers and slurs. A dashed box labeled '8' spans the first two measures of the upper staff.

This page of piano sheet music consists of six systems of staves. Each system contains two staves, with the upper staff in treble clef and the lower staff in bass clef. The music is written in a key signature of three flats (B-flat, E-flat, A-flat) and a 3/4 time signature. The notation is highly technical, featuring intricate rhythmic patterns, triplets, and complex fingerings indicated by numbers 1-5. Some measures include slurs and dynamic markings. The first system has a measure with a circled '8' above it. The second system has a circled '3' above the first measure. The third system has a circled '5' above the first measure. The fourth system has a circled '8' above the first measure. The fifth system has a circled '3' above the first measure. The sixth system has a circled '3' above the first measure. The music concludes with a double bar line at the end of the sixth system.

22 Springende oder durchbrochene Skalen
(durch Ablösung der Hände).

Gammes sautantes ou brisées
(par position alternative des mains).



*Arpeggios or broken scales
(changing hands).*

*Escalas saltadas ó entrecortadas
(por revezo de las manos).*

Main droite. Mano derecha.
Rechte Hand.
Right hand.



Linke Hand. Main gauche. Mano izquierda. Left hand.



This page of musical notation consists of ten staves of music, each featuring a treble clef and a key signature of two flats. The music is characterized by complex, multi-layered textures, often with multiple voices or lines of notes on a single staff. Rhythmic markings, including numbers 2, 3, and 4, are placed above or below notes to indicate specific rhythmic values or patterns. Some staves include dashed boxes with the number 8 above them, likely indicating a specific technique or a measure of eight notes. The notation is dense and intricate, typical of advanced guitar or lute repertoire.

This page of musical notation is for guitar, featuring ten staves of music. The music is written in a key signature of three flats (B-flat major or D-flat minor) and a 2/4 time signature. Each staff contains a complex, multi-voiced texture consisting of several parallel lines of notes, often forming chords or arpeggiated patterns. Fingerings are indicated by numbers 1-4 above or below notes. Some staves include slurs and accents. Staves 3, 4, 5, and 6 feature dashed boxes with the number '8' above them, likely indicating an eight-measure phrase or a specific rhythmic pattern. The notation is dense and technical, typical of advanced guitar repertoire.

First musical staff featuring a treble clef, a key signature of three flats (B-flat, E-flat, A-flat), and a 3/4 time signature. The melody consists of eighth and sixteenth notes with various triplet and sixteenth-note groupings. Fingerings are indicated by numbers 1-4.

Second musical staff, continuing the melody from the first staff. It includes a measure with a circled '8' above it, indicating an eighth-note triplet. The notation continues with eighth and sixteenth notes and fingerings.

Third musical staff, showing a change in the melodic line. It features a measure with a circled '8' above it. The notation includes eighth and sixteenth notes with fingerings.

Fourth musical staff, continuing the piece. It features a key signature change to three sharps (F#, C#, G#) and a 3/4 time signature. The melody is composed of eighth and sixteenth notes with fingerings.

Fifth musical staff, continuing the melody in the new key signature. It includes eighth and sixteenth notes with fingerings.

Sixth musical staff, continuing the piece. It features a measure with a circled '8' above it. The notation includes eighth and sixteenth notes with fingerings.

Seventh musical staff, continuing the melody. It features eighth and sixteenth notes with fingerings.

Eighth musical staff, concluding the piece. It features eighth and sixteenth notes with fingerings.

This page contains eight staves of musical notation for guitar, written in treble clef with a key signature of two sharps (F# and C#). The music is characterized by intricate fingerings and techniques such as slurs, accents, and double-stops. The notation includes various rhythmic patterns and melodic lines, often with multiple stems for different strings. Fingerings are indicated by numbers 1-5 above or below notes. Some staves feature slurs over groups of notes, and others have accents or slurs over specific phrases. The piece concludes with a double bar line and repeat dots.

This page of musical notation for guitar consists of ten staves of music. The notation is written in a single system, with each staff containing a line of music. The music is primarily in a single melodic line, often using double-stops and complex fingerings. The notation includes various rhythmic values, accidentals, and dynamic markings. Fingerings are indicated by numbers 1-5 above or below notes. Some staves feature double-stops, which are indicated by a '2' above the notes. The music is written in a key signature of one flat (B-flat major or D minor) and a 2/4 time signature. The notation is dense and technical, typical of a guitar exercise or a piece of music designed to challenge the player's technique.

Neues Studienwerk für Klavier, das sich überall schnell einführt.

Carl Heinrich Döring, Op. 309.

Vier charakteristische und melodische OKTAVEN-ETÜDEN: 1. Eilende Wolken ---- 2. Wandernde Zigeuner 3. Nord und Süd ----- 4. Liebesfrühling -----

==== Für jeden vorgeschrittenen Klavierspieler. ====

Text: Deutsch — Englisch — Französisch — Italienisch — Spanisch.

Preis kplt. M. 1.—.

Kritiken von Autoritäten auf dem Gebiete des Klavierspiels:

Herr Professor Josef Stiasny (Vorstand der Ed. Horakschen Musikschulen), Wien, schreibt: „Die im Verlage von J. Schuberth & Co. erschienenen Oktavenetüden op. 309 verfolgen nicht nur den eigentlichen rein technischen Zweck, sondern sind als melodische Charakterstücke gedacht und zufolge ihrer reizenden Melodik zum Vortrage sehr geeignet. Ihrer großen Verwendbarkeit im Unterrichte wegen wurden diese Etüden in den Lehrplan der Ed. Horakschen (Franz Brixeschen) Musikschulen in Wien aufgenommen. Zur Popularisierung dieser wirklich schätzenswerten Etüden werde ich kräftigst beitragen.“

Herr Professor Gustav Schumann (Direktor der Rollfusschen Musik-Akademie) schreibt: „Der sehr hübsche poetische Inhalt dieser vier Etüden entspricht vollkommen den von Ihnen gewählten Überschriften: Eilende Wolken, Wandernde Zigeuner, Nord und Süd, Liebesfrühling. Da nun aber auch das Wesentlichste der für den Klavierspielenden so notwendigen Oktaventechnik darin behandelt wird, so eignen sie sich sowohl zum Vortrag, wie auch zu ernstem technischen Studium. Sie bilden somit eine wertvolle Bereicherung der Oktavenliteratur und sind namentlich vorwärtstrebenden Spielern der Mittelstufe aufs wärmste zu empfehlen. Jedenfalls werde ich in meiner Schule reichlichen Gebrauch davon machen.“

Herr Direktor Richard Kaden (Pädagogische Musikschule), Dresden, schreibt: „Prof. Dörings Oktaven-Etüden, Opus 309, sind ausgesprochene Charakterstücke mit ansprechenden harmonischen, melodischen und dynamischen Wendungen, gleich geeignet, die Technik des Oktavenspiels als auch den musikalischen Vortrag zu fördern. Wir können das neue, jugendfrisch geschriebene Werk aus der bewährten Feder des Herrn Hofrats Heinrich Döring, der einst für die Musik-Pädagogik überhaupt grundlegend gewirkt hat, allen Klavierlehrern und -Schülern, die es mit ihrer Kunst ernst nehmen, auf das wärmste empfehlen.“

Herr Professor O. Schmid schreibt im „Dresdner Journal“, Nr. 156: „Wenn der Senior unserer einheimischen Klavierpädagogen, Meister C. H. Döring, mit neuen Werken zu Unterrichtszwecken hervortritt, so wird man immer von neuem wieder Gelegenheit haben, auf die eminente musikpädagogische Begabung hinzuweisen, die ihm eigen ist. Das Lehrhafte in einer nicht nur jeder trocken pedantischen Artung abholden Form, sondern geradezu in einer anregenden und unterhaltenden Gestaltung zu geben, kann man als seine Spezialkunst betrachten. Zeugnis von dieser Sonderbegabung legen auch wieder die Oktaven-Etüden op. 309 ab, die er soeben im Verlag von J. Schuberth & Co., Leipzig, erscheinen ließ. Es sind das Musikstücke, die bereits die Beherrschung der rein technischen Seite des Oktavenspiels bis zu einem gewissen Grade voraussetzen, also das mechanisch-technische

Studium nicht mehr als Hauptzweck ins Auge fassen. „Eilende Wolken“, „Wandernde Zigeuner“, „Nord und Süd“ und „Liebesfrühling“ betitelt, vereinigen sie vielmehr den Etüdencharakter mit dem des musikalischen Charakterstücks in glücklichster Weise, zielen also ganz wesentlich auch dahin, den musikalischen Vortrag zu beleben.“

Herr Professor Julius Epstein, Wien, schreibt: „Die Oktaven-Etüden Opus 309, sind ausgezeichnet, nützlich und schön, wie alles von dem vortrefflichen Pädagogen und Komponisten C. H. Döring.“

Herr Seminarlehrer Emil Petzold, Bautzen, schreibt: „Die Bekanntschaft mit Dörings Oktaven-Etüden mir vermittelt zu haben, bin ich Ihnen besonders dankbar. Bei allem Etüdeninhalte sind doch die 4 Nummern Charakterstücke allerliebsten Genres, und ich werde nie versäumen, gerade auf dieses Werkchen an ganz geeigneter Stelle hinzuweisen.“

Herr Musikdirektor Ed. Steinwarz, Karlsruhe, schreibt: „Döring, Oktaven-Etüden und Erdstein, Valse caprice bedeuten eine wertvolle Bereicherung der Klavierliteratur; ich werde sie jedenfalls beim Unterrichte gebrauchen.“

Herr Direktor M. Kaufmann, Karlsbad, schreibt: „Die Oktaven-Etüden haben so sehr meinen Beifall gefunden, daß ich das ausgezeichnete Werkchen in meiner Musikschule einführen werde. Die überaus glückliche Idee, das Oktavenstudium dem Schüler in Form von reizenden Vortragspielen zu versüßen, ist Herrn Döring so glänzend gelungen, daß man bestimmt annehmen kann, daß diese Form, im Gegensatz zu dem sonst so trockenem Studienmaterial, von den angehenden Klavierspielern mit Vergnügen und gerne geübt werden wird.“

Der große, deutliche Druck und die angenehme Fingersatzbezeichnung, welche dem Lehrer und dem Schüler den Unterricht erleichtert, empfehlen das Werk noch außerdem.

Die Rheinische Musik- und Theaterzeitung schreibt: „Der Verfasser bietet hier bequem ausführbare, melodische, rhythmisch interessierende Oktavenstudien, die beim Unterrichte auf der Mittelstufe sehr begrüßt werden dürften.“


Die Musikpädagogischen Blätter (Klavierlehrer), Januar 1911, schreiben: „Diese 4 kleinen Oktavenstudien, denen der Autor die Überschriften „Eilende Wolken“, „Wandernde Zigeuner“, „Nord und Süd“ und „Liebesfrühling“ mitgab, sollen weniger dem mechanisch technischen Studium dienen; sie wenden sich an Spieler, die bereits tüchtige Technik im Oktavenspiel besitzen, denen die Studien aber Gelegenheit zur Erlangung eines musikalisch belebten Vortrages in der Oktaventechnik bieten. Sie enthalten bei klarem Aufbau und schlichter Harmonik hübsche melodische Elemente bei lebendiger Rhythmik und können warm empfohlen werden.“

Von demselben Autor erschienen früher folgende Unterrichtswerke:

Op. 42.	2 Sonaten in G- und C-dur	Δ 1.50
Op. 166.	24 Etüden in stufenweiser Folge, zugleich „Vorstudien für C. Czernys Schule der Geläufigkeit“ Heft I	— .75
Op. 166.	Heft II/III	Δ 1.50
Op. 255.	12 melodische Klavier-Etüden in fortschreitender Folge für den Unterrichtsgebrauch auf der Mittelstufe. 3 Hefte	Δ 1.—

Op. 256.	Lenzknospen. Fünf melodische und instruktive Vortragsstücke mittlerer Schwierigkeit à 2ms:	
Nr. 1.	Jetzt blüht's in allen Wipfeln. Nr. 2. Hinaus in den Wald	Δ —.75
Nr. 3.	Frühlingstraum. Nr. 4. Frühling lockt mit Sonnenschein	Δ —.75
Nr. 5.	Fest in der Waldschenke	— .75

Verlag von J. Schuberth & Co., Leipzig.



Nr. 6013/24.

Études techniques

pour le Piano

par

Franz Liszt.

Rédigés par le

Professeur A. Winterberger.



Ejercicios metódicos

para piano

de

Franz Liszt.

Bajo la dirección del

Profesor A. Winterberger.

Cahier } I. II. III. IV. V. VI. VII. VIII. IX. X. XI. XII.
Cuad. }

For the United States, the Copyright has been ceded
to a Citizen of that Country.

Ent. Stationer's Hall. Copyright Registry No. 3170.

Eingetragen in das Vereinsarchiv.

Erben des Verlegers.
J. Schuberth & Co
LEIPZIG



Études techniques

pour le Piano
par

Franz Liszt.

Table des matières.

- CAHIER I. Exercices pour donner de la force et de l'indépendance à chacun des doigts, la main restant immobile, et études d'accords.
- " II. Études préparatoires aux gammes majeures et mineures.
- " III. Gammes en tierces et en sixtes. Gammes sautantes ou brisées.
- " IV. Gammes et exercices chromatiques. Gammes en mouvement contraire.
- " V. Tierces, quarts et sixtes répétées avec différents doigtés. Exercices de gammes en tierces de mouvement semblable et de mouvement contraire. Exercices de quarts et de sixtes.
- " VI. Gammes chromatiques majeures et mineures en tierces et en sixtes.
- " VII. Gammes en accords de sixte avec différents doigtés. Gammes sautantes ou brisées en tierces et accords de sixte. Tierces, quarts et sixtes chromatiques. Gammes majeures et mineures par octaves.
- " VIII. Octaves brisées. Gammes par octaves sautantes ou brisées. Études d'accords, Trilles en tierces, sixtes, quarts et octaves.
- " IX. Accords de septièmes diminuées. Exercices pendant lesquels la main reste immobile. Arpèges ou accords brisés.
- " X. Accords brisés avec différents doigtés par toutes les gammes en ton majeur et mineur.
- " XI. Arpèges en tierces et en sixtes avec différents doigtés.
- " XII. Exercices en octaves avec différents doigtés et exercices d'accords.
-

Ejercicios metódicos

para piano,
de

Franz Liszt.

Indice.

- CUAD. I. *Ejercicios para dar fuerza é independencia á cada dedo, estando la mano quieta. Ejercicios de acordes.*
- " II. *Estudios preparatorios para las escalas en mayor y menor.*
- " III. *Escalas en terceras y sextas. Escalas saltadas ó entrecortadas.*
- " IV. *Escalas cromáticas y sus ejercicios. Escalas en movimiento contrario.*
- " V. *Terceras, cuartas y sextas, con varias digitaciones. Ejercicios de terceras formando escalas en movimiento contrario. Ejercicios de cuartas y sextas.*
- " VI. *Escalas de dobles terceras y sextas, en mayor y menor cromáticas.*
- " VII. *Escalas de acordes en sextas con varias digitaciones. Escalas saltando ó entrecortadas, en dobles terceras y sextas, y en acordes en sextas. Terceras, cuartas y sextas cromáticas. Escalas de octavas, mayor y menor.*
- " VIII. *Octavas entrecortadas. Escalas de octavas, entrecortadas. Estudios de acordes. Trinos en terceras, sextas, cuartas y octavas.*
- " IX. *Acorde de séptimas rebajadas. Ejercicios con la mano inmóvil. Arpegios ó acordes entrecortados.*
- " X. *Acordes entrecortados con digitación diversa en todas las escalas en tonos mayor y menor.*
- " XI. *Arpegios en terceras y en sextas con diferente digitación.*
- " XII. *Estudios de octavas con diferente digitación y ejercicios de acordes.*
-

For the United States,
the Copyright has been ceded to a Citizen of that Country.

Ent. Stationer's Hall. London. Copyright Registry No. 3170.

Eingetragen in das Vereinsarchiv.

Études techniques

pour le Piano

par

Franz Liszt.

Cahier IV.

Gammes et exercices chromatiques.

Gammes en mouvement contraire

Ejercicios metódicos

para piano,

de

Franz Liszt.

Cuaderno IV.

Escalas cromáticas y sus ejercicios.

Escalas en movimiento contrario.

First system of musical notation for 'Études techniques'. It consists of two staves (treble and bass) with chromatic scales. The treble staff has a sequence of notes: C4, C#4, D4, D#4, E4, F4, F#4, G4, G#4, A4, A#4, B4, C5. The bass staff has a sequence of notes: C3, C#3, D3, D#3, E3, F3, F#3, G3, G#3, A3, A#3, B3, C4. Fingering numbers are provided for each note.

Second system of musical notation for 'Études techniques'. It consists of two staves (treble and bass) with chromatic scales. The treble staff has a sequence of notes: C4, C#4, D4, D#4, E4, F4, F#4, G4, G#4, A4, A#4, B4, C5. The bass staff has a sequence of notes: C3, C#3, D3, D#3, E3, F3, F#3, G3, G#3, A3, A#3, B3, C4. Fingering numbers are provided for each note.

Third system of musical notation for 'Études techniques'. It consists of two staves (treble and bass) with chromatic scales. The treble staff has a sequence of notes: C4, C#4, D4, D#4, E4, F4, F#4, G4, G#4, A4, A#4, B4, C5. The bass staff has a sequence of notes: C3, C#3, D3, D#3, E3, F3, F#3, G3, G#3, A3, A#3, B3, C4.

Fourth system of musical notation for 'Études techniques'. It consists of two staves (treble and bass) with chromatic scales. The treble staff has a sequence of notes: C4, C#4, D4, D#4, E4, F4, F#4, G4, G#4, A4, A#4, B4, C5. The bass staff has a sequence of notes: C3, C#3, D3, D#3, E3, F3, F#3, G3, G#3, A3, A#3, B3, C4.

Fifth system of musical notation for 'Études techniques'. It consists of two staves (treble and bass) with chromatic scales. The treble staff has a sequence of notes: C4, C#4, D4, D#4, E4, F4, F#4, G4, G#4, A4, A#4, B4, C5. The bass staff has a sequence of notes: C3, C#3, D3, D#3, E3, F3, F#3, G3, G#3, A3, A#3, B3, C4.

Sixth system of musical notation for 'Études techniques'. It consists of two staves (treble and bass) with chromatic scales. The treble staff has a sequence of notes: C4, C#4, D4, D#4, E4, F4, F#4, G4, G#4, A4, A#4, B4, C5. The bass staff has a sequence of notes: C3, C#3, D3, D#3, E3, F3, F#3, G3, G#3, A3, A#3, B3, C4. Fingering numbers are provided for each note.

First system of musical notation, consisting of two staves (treble and bass clef) with complex rhythmic patterns and accidentals.

Second system of musical notation, consisting of two staves with complex rhythmic patterns and accidentals.

Third system of musical notation, consisting of two staves with complex rhythmic patterns and accidentals.

Fourth system of musical notation, consisting of two staves with complex rhythmic patterns and accidentals.

Fifth system of musical notation, consisting of two staves with complex rhythmic patterns and accidentals. A dashed line with the number '8' above it spans the first two staves.

Sixth system of musical notation, consisting of two staves with complex rhythmic patterns and accidentals. A dashed line with the number '8' above it spans the first two staves.

First system of musical notation, consisting of a treble and bass staff. The treble staff begins with a dashed line and the number '8' above it, indicating an octave shift. The music features a complex, chromatic melodic line in the treble and a more rhythmic accompaniment in the bass.

Second system of musical notation, continuing the piece. It maintains the same chromatic texture in both hands, with the treble staff starting again with an octave shift marked '8'.

Third system of musical notation, showing further development of the chromatic theme. The treble staff continues with the '8' octave shift, and the bass staff provides a steady accompaniment.

Fourth system of musical notation, characterized by the presence of numerous fingerings (numbers 1-4) above and below the notes, indicating a highly technical and virtuosic passage.

Fifth system of musical notation, continuing the technical passage with dense chromatic patterns and detailed fingering instructions.

Sixth system of musical notation, the final system on the page, concluding the piece with a final cadence. It includes extensive fingering throughout.

1 4 2 1 3 4 1 4 1 4 2 1 3 4

4 3 2 1 3 2 1 2 4 3 2 1 3 2 1 2

5 4 3 2 5 4 3 2
4 3 2 1 4 3 2 1
5 4 3 2 1

4 3 2 1 3 2 1 2 4 3 2 1

4 3 2 1

1 2 3 4 2 1 3 4 1 2 3 4

1 2 3 4 2 3 4 5
1 2 3 4 1 2 3 4
2 3 4 5 2 3 4 5

4 3 2 1 3 2 1 2 4 3 2 4 4 3 2 4

1 2 3 4 2 1 3 4 1 2 1 1 2 1 1 2 1 1 2 1

4 3 2 1
4 3 1 2
5 4 3 2

2 1

2 1 3 4

1 2 1 3 4 2 1 2 3 4 1 2 1 3 4 2 1 2 3 4 1 2 3 1 4 1 2 1 3 4 2 1 2 3 4

1 2 3 4 5 1 2 3 4 5 1 2 3 4 5 1 2 3 4 5 1 2 3 4 5 1 2 3 4 5 1 2 3 4 5

4 3 2 1 2 4 3 1 2 1 4 3 2 1 2 4 3 1 2 1 4 3 2 1 2 4 3 2 1 2 4 3 1 2 1 2 4 3 1 2 1

5 4 3 2 1 5 4 3 2 1 5 4 3 2 1 5 4 3 2 1 5 4 3 2 1 5 4 3 2 1 5 4 3 2 1

The first system of music consists of two staves. The upper staff is in treble clef and contains a sequence of chords and notes with fingerings 1, 2, 1, 3, 4 and 2, 1, 2, 3, 4. The lower staff is in bass clef and contains a sequence of notes with fingerings 5, 4, 3, 2, 1 and 4, 3, 2, 1, 2, 4, 3, 2, 1, 2, 4, 3, 2, 1.

The second system of music consists of two staves. The upper staff is in treble clef and the lower staff is in bass clef. Both staves contain a sequence of chords and notes, continuing the musical progression.

The third system of music consists of two staves. The upper staff is in treble clef and contains a sequence of notes with fingerings 5, 4, 3, 2, 1 and 5, 4, 3, 2, 1. The lower staff is in bass clef and contains a sequence of notes with fingerings 1, 2, 3, 4, 5 and 1, 2, 3, 4, 5.

The fourth system of music consists of two staves. The upper staff is in treble clef and contains a sequence of notes with fingerings 5, 4, 3, 2, 1 and 5, 4, 3, 2, 1. The lower staff is in bass clef and contains a sequence of notes with fingerings 2, 3, 4, 5 and 1, 2, 3, 4, 5.

The fifth system of music consists of two staves. The upper staff is in treble clef and the lower staff is in bass clef. Both staves contain a sequence of chords and notes, concluding the piece.

Main droite. Mano derecha.
Rechte Hand. Right hand.

The musical score consists of ten staves of music, all in treble clef. The notation includes various rhythmic values, primarily eighth and sixteenth notes, often beamed together. Fingerings are indicated by numbers 1-5 above or below notes. Some notes have accents or slurs. There are several instances of triplets, marked with a '3' below the notes. Some sections are enclosed in dashed boxes with a circled '8' above them, likely indicating an eight-measure phrase. The key signature has one sharp (F#) and one flat (Bb). The overall texture is dense and technical, typical of a piano exercise or étude.

The first four staves of the page show the right-hand part of the music. Each staff begins with a measure marked with an '8' above it, indicating an eighth-note rhythm. The notation includes various rhythmic values such as eighth, sixteenth, and thirty-second notes, often beamed together. Fingerings are indicated by numbers 1 through 5 below the notes. The key signature has one flat (B-flat), and the time signature is 4/4. The music is highly technical, involving intricate patterns of eighth and sixteenth notes.

Main gauche. Mano izquierda.
Linke Hand. Left hand.

The bottom four staves of the page show the left-hand part of the music. The notation is similar to the right hand, with complex rhythmic patterns and fingerings. It features eighth and sixteenth notes, often with triplets and slurs. Fingerings are indicated by numbers 1 through 5. The key signature remains one flat, and the time signature is 4/4. The music is highly technical, involving intricate patterns of eighth and sixteenth notes.

The musical score consists of ten systems, each with a treble and bass staff. The notation is dense with slurs, ties, and various fingerings. The key signature is one sharp (F#) and the time signature is 3/4. Fingerings are indicated by numbers 1-5 above or below notes. Some notes are beamed together in groups. The music is a complex piece with many slurs and ties.

Main droite. Mano derecha.
Rechte Hand. *Right hand.*

This musical score consists of eight staves of music for the right hand. The notation is in treble clef and includes various fingerings (numbers 1-5) and slurs (indicated by dashed lines above the notes). The music features complex rhythmic patterns, including eighth and sixteenth notes, and rests. The key signature changes from one sharp (F#) to one flat (Bb) and then back to one sharp (F#). The staves are numbered 1 through 8 at the beginning of each line. The first staff begins with a '1' below the first note. The second staff begins with a '1' below the first note. The third staff begins with an '8' above the first note, indicating an eighth note. The fourth staff begins with a '1' below the first note. The fifth staff begins with an '8' above the first note. The sixth staff begins with an '8' above the first note. The seventh staff begins with a '5' above the first note and a '1' below the first note. The eighth staff begins with an '8' above the first note.

5 3 4 3 5 3 4 3 5 4 5 4 3 5 4 5 4 5 4 3 5 4 5 4 3 5 4 5 4 3

4 3 4 5 4 5 4 5 4 5 3 4 5 3 4 5 4 5 3 4 5 4 3 5 4 5 4 5

4 3 5 4 5 4 3 5 4 5 4 5 4 5 3 4 3 4 3 4 5 3 4 3 4 5 3 4 3

4 5 3 4 3 4 3 4 5 4 3 4 4 3 4 3 5 4 3 5 4 3 4 3 5 4 3 4 3

2 3 4 5 2 3 4 5 2 3 4 5 2 3 4 5 2 3 4 5 2 3 4 5 2 3 4 5 2 3 4 5 2 3 4 5

5 4 3 2 5 4 3 2 5 4 3 2 5 4 3 2 5 4 3 2 5 4 3 2 5 4 3 2 5 4 3 2 5 4 3 2

Skalen in der Gegenbewegung.
Gammes en mouvement contraire.

Scales in contrary motion.
Escalas en movimiento contrario.

The first system consists of two staves. The upper staff is in treble clef and the lower in bass clef. Both start with a C major scale. The upper staff ascends from C4 to C5, and the lower staff descends from C4 to C3. Fingerings are indicated by numbers 1-5. A dashed box labeled '8' spans the first eight notes of each scale.

The second system consists of two staves. The upper staff is in treble clef and the lower in bass clef. Both start with a C minor scale. The upper staff ascends from C4 to C5, and the lower staff descends from C4 to C3. Fingerings are indicated by numbers 1-5. A dashed box labeled '8' spans the first eight notes of each scale.

The third system consists of two staves. The upper staff is in treble clef and the lower in bass clef. Both start with a D minor scale. The upper staff ascends from D4 to D5, and the lower staff descends from D4 to D3. Fingerings are indicated by numbers 1-5. A dashed box labeled '8' spans the first eight notes of each scale.

The fourth system consists of two staves. The upper staff is in treble clef and the lower in bass clef. Both start with a D major scale. The upper staff ascends from D4 to D5, and the lower staff descends from D4 to D3. Fingerings are indicated by numbers 1-5. A dashed box labeled '8' spans the first eight notes of each scale.

The fifth system consists of two staves. The upper staff is in treble clef and the lower in bass clef. Both start with an E major scale. The upper staff ascends from E4 to E5, and the lower staff descends from E4 to E3. Fingerings are indicated by numbers 1-5. A dashed box labeled '8' spans the first eight notes of each scale.

First system of musical notation, featuring a treble and bass clef. The treble clef part includes a dashed box labeled '8' above it, indicating an octave. Fingerings are indicated by numbers 1-4. The bass clef part features a downward-pointing wedge under the staff, suggesting a descending scale or arpeggio.

Second system of musical notation, featuring a treble and bass clef. The treble clef part includes a dashed box labeled '8' above it. Fingerings are indicated by numbers 1-4. The bass clef part features a downward-pointing wedge under the staff.

Third system of musical notation, featuring a treble and bass clef. The treble clef part includes a dashed box labeled '8' above it. The bass clef part features a downward-pointing wedge under the staff.

Fourth system of musical notation, featuring a treble and bass clef. The treble clef part includes a dashed box labeled '8' above it. The bass clef part features a downward-pointing wedge under the staff.

Fifth system of musical notation, featuring a treble and bass clef. The treble clef part includes a dashed box labeled '8' above it. Fingerings are indicated by numbers 1-5. The bass clef part features a downward-pointing wedge under the staff.

The first system of musical notation shows a treble clef staff with a sequence of eighth-note chords. The right hand has a complex melodic line with various fingering numbers (1, 3, 4, 5) and an octave sign '8' above a dashed line. The bass clef staff provides a supporting line with similar fingering (1, 3, 4, 5).

The second system continues the piece. The treble clef staff shows a melodic line with fingering (3, 4, 3, 1) and an octave sign '8'. The bass clef staff has a supporting line with fingering (5, 3, 4, 3).

The third system features a more active bass line. The treble clef staff has a melodic line with an octave sign '8'. The bass clef staff shows a more rhythmic accompaniment with various chordal textures.

The fourth system continues with intricate fingering. The treble clef staff has an octave sign '8' and fingering (2, 1, 1, 1, 1, 1, 1, 3, 4, 3, 4). The bass clef staff has fingering (2, 1, 1, 1, 3, 4).

The fifth system concludes the piece. The treble clef staff has an octave sign '8' and fingering (3, 4, 3, 4, 1, 2, 1, 1, 1, 1, 3, 4, 3, 4). The bass clef staff has fingering (3, 4, 3, 4, 2, 3, 1, 1, 1, 1, 3, 1, 1, 1, 3).

System 1: Treble and bass clefs. Treble clef has a dashed box labeled '8' over the first 8 measures. Bass clef has a dashed box labeled '8' over the first 8 measures. Fingerings: Treble (2, 1, 1, 1, 1, 1, 3, 4, 3, 4), Bass (2, 3, 1, 1, 1, 3, 4, 3, 4).

System 2: Treble and bass clefs. Treble clef has a dashed box labeled '8' over the first 8 measures. Bass clef has a dashed box labeled '8' over the first 8 measures. Fingerings: Treble (2, 1, 1, 1, 1, 1, 3, 4, 3, 4), Bass (2, 3, 1, 1, 1, 3, 4, 3, 4).

System 3: Treble and bass clefs. Treble clef has a dashed box labeled '8' over the first 8 measures. Bass clef has a dashed box labeled '8' over the first 8 measures. Fingerings: Treble (1, 1, 1, 1, 1, 5, 3, 4, 3), Bass (1, 1, 1, 1, 1, 5, 3, 4, 3).

System 4: Treble and bass clefs. Treble clef has a dashed box labeled '8' over the first 8 measures. Bass clef has a dashed box labeled '8' over the first 8 measures. Fingerings: Treble (1, 1, 1, 1, 1, 5, 3, 4, 3), Bass (1, 1, 1, 1, 1, 5, 3, 4, 3).

System 5: Treble and bass clefs. Treble clef has a dashed box labeled '8' over the first 8 measures. Bass clef has a dashed box labeled '8' over the first 8 measures. Fingerings: Treble (5, 3, 4, 3, 1, 1, 1, 5, 3, 4, 3), Bass (5, 3, 4, 3, 1, 1, 1, 5, 3, 4, 3).

8

The first system of music features a treble and bass clef. The treble staff contains a sequence of eighth notes with various accidentals (sharps and naturals). The bass staff contains a sequence of eighth notes with various accidentals (sharps, naturals, and flats). A dashed line with the number '8' spans the first eight measures of the treble staff.

8

The second system of music features a treble and bass clef. The treble staff contains a sequence of eighth notes with various accidentals (sharps and naturals). The bass staff contains a sequence of eighth notes with various accidentals (sharps, naturals, and flats). A dashed line with the number '8' spans the first eight measures of the treble staff. The system concludes with a double bar line.

8

The third system of music features a treble and bass clef. The treble staff contains a sequence of eighth notes with various accidentals (sharps, naturals, and flats). The bass staff contains a sequence of eighth notes with various accidentals (sharps, naturals, and flats). A dashed line with the number '8' spans the first eight measures of the treble staff. The system concludes with a double bar line.

8

The fourth system of music features a treble and bass clef. The treble staff contains a sequence of eighth notes with various accidentals (sharps, naturals, and flats). The bass staff contains a sequence of eighth notes with various accidentals (sharps, naturals, and flats). A dashed line with the number '8' spans the first eight measures of the treble staff. The system concludes with a double bar line.

8

The fifth system of music features a treble and bass clef. The treble staff contains a sequence of eighth notes with various accidentals (sharps, naturals, and flats). The bass staff contains a sequence of eighth notes with various accidentals (sharps, naturals, and flats). A dashed line with the number '8' spans the first eight measures of the treble staff. The system concludes with a double bar line.

First system of musical notation, featuring a treble and bass clef. The treble clef part contains a sequence of chords and notes, with an 8-measure rest indicated by a dashed line. The bass clef part contains a corresponding sequence of notes and chords.

Second system of musical notation, featuring a treble and bass clef. The treble clef part contains a sequence of notes with fingerings (1, 2, 3, 4, 5) and an 8-measure rest indicated by a dashed line. The bass clef part contains a corresponding sequence of notes and chords.

Third system of musical notation, featuring a treble and bass clef. The treble clef part contains a sequence of notes with fingerings (1, 2, 3, 4) and an 8-measure rest indicated by a dashed line. The bass clef part contains a corresponding sequence of notes and chords.

Fourth system of musical notation, featuring a treble and bass clef. The treble clef part contains a sequence of notes with fingerings (1, 2, 3, 4) and an 8-measure rest indicated by a dashed line. The bass clef part contains a corresponding sequence of notes and chords.

Fifth system of musical notation, featuring a treble and bass clef. The treble clef part contains a sequence of notes with an 8-measure rest indicated by a dashed line. The bass clef part contains a corresponding sequence of notes and chords.

First system of musical notation, featuring a treble and bass clef. The treble clef part contains a sequence of eighth notes with fingerings 1, 1, 8, 5, 3, 4, 3. The bass clef part contains a sequence of eighth notes with fingerings 1, 1, 5, 3, 4, 3. A dashed box highlights the first six notes of the treble clef part.

Second system of musical notation, featuring a treble and bass clef. The treble clef part contains a sequence of eighth notes with fingerings 1, 8, 5, 3, 4, 3, 1, 8. The bass clef part contains a sequence of eighth notes with fingerings 1, 1, 5, 3, 4, 3. A dashed box highlights the first six notes of the treble clef part.

Third system of musical notation, featuring a treble and bass clef. The treble clef part contains a sequence of eighth notes with fingerings 8, 5, 3, 4, 3, 1, 8, 5. The bass clef part contains a sequence of eighth notes with fingerings 5, 3, 4, 3, 1, 1, 1, 5. A dashed box highlights the first six notes of the treble clef part.

Fourth system of musical notation, featuring a treble and bass clef. The treble clef part contains a sequence of eighth notes with fingerings 3, 4, 3, 8. The bass clef part contains a sequence of eighth notes with fingerings 3, 1, 3. A dashed box highlights the first six notes of the treble clef part.

Fifth system of musical notation, featuring a treble and bass clef. The treble clef part contains a sequence of eighth notes with a dashed box highlighting the first six notes. The bass clef part contains a sequence of eighth notes. The system concludes with a double bar line and a key signature change to two flats.

First system of musical notation, consisting of a treble and bass staff. The treble staff features a sequence of eighth notes with fingerings 2, 3, 4, 1, 1, 3, 3, 3, 4, 3, 3, 1. A dashed box labeled '8' spans the first eight notes. The bass staff features a sequence of eighth notes with fingerings 2, 1, 1, 3, 4, 3, 4, 1, 1, 1, 1, 1. A dashed box labeled '8' spans the first eight notes.

Second system of musical notation, consisting of a treble and bass staff. The treble staff features a sequence of eighth notes with fingerings 1, 3, 3, 4, 3, 3, 3, 1, 1, 1, 1, 1. A dashed box labeled '8' spans the first eight notes. The bass staff features a sequence of eighth notes with fingerings 1, 1, 3, 4, 3, 3, 4, 1, 1, 1, 1, 1. A dashed box labeled '8' spans the first eight notes.

Third system of musical notation, consisting of a treble and bass staff. The treble staff features a sequence of eighth notes with fingerings 1, 3, 3, 4, 3, 3, 3, 1, 1, 1, 1, 1. A dashed box labeled '8' spans the first eight notes. The bass staff features a sequence of eighth notes with fingerings 1, 3, 4, 3, 4, 3, 4, 1, 1, 1, 1, 1. A dashed box labeled '8' spans the first eight notes.

Fourth system of musical notation, consisting of a treble and bass staff. The treble staff features a sequence of eighth notes with fingerings 4, 3, 3, 3, 3, 3, 3, 3, 3, 3, 3, 3. A dashed box labeled '8' spans the first eight notes. The bass staff features a sequence of eighth notes with fingerings 3, 4, 3, 4, 3, 4, 3, 4, 3, 4, 3, 4. A dashed box labeled '8' spans the first eight notes.

Fifth system of musical notation, consisting of a treble and bass staff. The treble staff features a sequence of eighth notes with fingerings 3, 3, 3, 3, 3, 3, 3, 3, 3, 3, 3, 3. A dashed box labeled '8' spans the first eight notes. The bass staff features a sequence of eighth notes with fingerings 3, 4, 3, 4, 3, 4, 3, 4, 3, 4, 3, 4. A dashed box labeled '8' spans the first eight notes.

First system of musical notation, consisting of a grand staff with treble and bass clefs. The key signature has three sharps (F#, C#, G#). The music features a continuous eighth-note melody in both hands. A dashed box labeled '8' spans the first eight notes of the treble staff. Fingering numbers 1, 3, 4, and 5 are visible above the notes.

Second system of musical notation, continuing the piece. It features similar eighth-note patterns in both hands. A dashed box labeled '8' is present in the treble staff. Fingering numbers 1, 3, 4, and 5 are visible.

Third system of musical notation. The treble staff has a dashed box labeled '8' over the first eight notes. The bass staff continues with eighth-note patterns. Fingering numbers 1, 3, 4, and 5 are visible.

Fourth system of musical notation. The treble staff has a dashed box labeled '8' over the first eight notes. The bass staff continues with eighth-note patterns. Fingering numbers 1, 3, 4, and 5 are visible.

Fifth system of musical notation. The treble staff has a dashed box labeled '8' over the first eight notes. The bass staff continues with eighth-note patterns. Fingering numbers 1, 3, 4, and 5 are visible.

The first system of musical notation consists of two staves. The upper staff is in treble clef and the lower in bass clef. Both are in a key signature of two flats. The music features a sequence of eighth notes with various fingering numbers (1, 2, 3, 4) and a slur over the first six notes. A dashed line with the number '5' above it spans the first six notes of the upper staff.

The second system of musical notation consists of two staves. The upper staff has a slur over the first six notes with a dashed line and the number '8' above it. The lower staff continues the eighth-note sequence with various fingering numbers.

The third system of musical notation consists of two staves. The upper staff has a slur over the first six notes with a dashed line and the number '8' above it. The lower staff continues the eighth-note sequence with various fingering numbers.

The fourth system of musical notation consists of two staves. The upper staff has a slur over the first six notes with a dashed line and the number '8' above it. The lower staff continues the eighth-note sequence with various fingering numbers.

The fifth system of musical notation consists of two staves. The upper staff has a slur over the first six notes with a dashed line and the number '8' above it. The lower staff continues the eighth-note sequence with various fingering numbers.

First system of musical notation, consisting of a grand staff with treble and bass clefs. The music features a complex melodic line with numerous slurs and fingerings (1, 3, 4, 5). A dashed line labeled '8' spans across the top of the system.

Second system of musical notation, continuing the piece. It includes slurs and fingerings (1, 3, 4, 5) and a dashed line labeled '8' at the top.

Third system of musical notation, featuring slurs and fingerings (1, 3, 4, 5) and a dashed line labeled '8' at the top.

Fourth system of musical notation, primarily consisting of slurs and a dashed line labeled '8' at the top.

Fifth system of musical notation, concluding the piece. It features slurs, a dashed line labeled '8' at the top, and a double bar line at the end.

Neues Studienwerk für Klavier,

das sich überall schnell einführte.

Carl Heinrich Döring, Op. 309.


Vier charakteristische und melodische

OKTAVEN-ETÜDEN: 1. Eilende Wolken ---- 2. Wandernde Zigeuner 3. Nord und Süd ----- 4. Liebesfrühling -----

==== Für jeden vorgeschrittenen Klavierspieler. ====

Text: Deutsch — Englisch — Französisch — Italienisch — Spanisch.

Preis kplt. M. 1.—.



Kritiken von Autoritäten auf dem Gebiete des Klavierspiels:

Herr Professor Josef Stiasny (Vorstand der Ed. Horakschen Musikschulen), Wien, schreibt: „Die im Verlage von J. Schuberth & Co. erschienenen Oktavenetüden op. 309 verfolgen nicht nur den eigentlichen rein technischen Zweck, sondern sind als melodische Charakterstücke gedacht und zufolge ihrer reizenden Melodik zum Vortrage sehr geeignet. Ihrer großen Verwendbarkeit im Unterrichte wegen wurden diese Etüden in den Lehrplan der Ed. Horakschen (Franz Brixeschen) Musikschulen in Wien aufgenommen. Zur Popularisierung dieser wirklich schätzenswerten Etüden werde ich kräftigst beitragen.“

Herr Professor Gustav Schumann (Direktor der Rollfuss'schen Musik-Akademie) schreibt: „Der sehr hübsche poetische Inhalt dieser vier Etüden entspricht vollkommen den von Ihnen gewählten Überschriften: Eilende Wolken, Wandernde Zigeuner, Nord und Süd, Liebesfrühling. Da nun aber auch das Wesentlichste der für den Klavierspielenden so notwendigen Oktaventechnik darin behandelt wird, so eignen sie sich sowohl zum Vortrag, wie auch zu ernstem technischen Studium. Sie bilden somit eine wertvolle Bereicherung der Oktavenliteratur und sind namentlich vorwärtsstrebenden Spielern der Mittelstufe aufs wärmste zu empfehlen. Jedenfalls werde ich in meiner Schule reichlichen Gebrauch davon machen.“

Herr Direktor Richard Kaden (Pädagogische Musikschule), Dresden, schreibt: „Prof. Dörings Oktaven-Etüden, Opus 309, sind ausgesprochene Charakterstücke mit ansprechenden harmonischen, melodischen und dynamischen Wendungen, gleich geeignet, die Technik des Oktavenspiels als auch den musikalischen Vortrag zu fördern. Wir können das neue, jugendfrisch geschriebene Werk aus der bewährten Feder des Herrn Professors Hofrat Heinrich Döring, der einst für die Musik-Pädagogik überhaupt grundlegend gewirkt hat, allen Klavierlehrern und -Schülern, die es mit ihrer Kunst ernst nehmen, auf das wärmste empfehlen.“

Herr Professor O. Schmid schreibt im „Dresdner Journal“, Nr. 156: „Wenn der Senior unserer einheimischen Klavierpädagogen, Meister C. H. Döring, mit neuen Werken zu Unterrichtszwecken hervortritt, so wird man immer von neuem wieder Gelegenheit haben, auf die eminenteste musikpädagogische Begabung hinzuweisen, die ihm eigen ist. Das Lehrhafte in einer nicht nur jeder trocken pedantischen Artung abholden Form, sondern geradezu in einer anregenden und unterhaltenden Gestaltung zu geben, kann man als seine Spezialkunst betrachten. Zeugnis von dieser Sonderbegabung legen auch wieder die Oktaven-Etüden op. 309 ab, die er soeben im Verlag von J. Schuberth & Co., Leipzig, erscheinen ließ. Es sind das Musikstücke, die bereits die Beherrschung der rein technischen Seite des Oktavenspiels bis zu einem gewissen Grade voraussetzen, also das mechanisch-technische

Studium nicht mehr als Hauptzweck ins Auge fassen. „Eilende Wolken“, „Wandernde Zigeuner“, „Nord und Süd“ und „Liebesfrühling“ betitelt, vereinigen sie vielmehr den Etüdencharakter mit dem des musikalischen Charakterstücks in glücklichster Weise, zielen also ganz wesentlich auch dahin, den musikalischen Vortrag zu beleben.“

Herr Professor Julius Epstein, Wien, schreibt: „Die Oktaven-Etüden Opus 309, sind ausgezeichnet, nützlich und schön, wie alles von dem vortrefflichen Pädagogen und Komponisten C. H. Döring.“

Herr Seminarmusiklehrer Emil Petzold, Bautzen, schreibt: „Die Bekanntschaft mit Dörings Oktaven-Etüden mir vermittelt zu haben, bin ich Ihnen besonders dankbar. Bei allem Etüdeninhalte sind doch die 4 Nummern Charakterstücke allerliebsten Genres, und ich werde nie versäumen, gerade auf dieses Werkchen an ganz geeigneter Stelle hinzuweisen.“

Herr Musikdirektor Ed. Steinwarz, Karlsruhe, schreibt: „Döring, Oktaven-Etüden und Erdstein, Valse caprice bedeuten eine wertvolle Bereicherung der Klavierliteratur; ich werde sie jedenfalls beim Unterrichte gebrauchen.“

Herr Direktor M. Kaufmann, Karlsbad, schreibt: „Die Oktaven-Etüden haben so sehr meinen Beifall gefunden, daß ich das ausgezeichnete Werkchen in meiner Musikschule einführen werde. Die überaus glückliche Idee, das Oktavenstudium dem Schüler in Form von reizenden Vortragspiecen zu versüßen, ist Herrn Döring so glänzend gelungen, daß man bestimmt annehmen kann, daß diese Form, im Gegensatz zu dem sonst so trockenem Studienmaterial, von den angehenden Klavierspielern mit Vergnügen und gerne geübt werden wird.“

Der große, deutliche Druck und die angenehme Fingersatzbezeichnung, welche dem Lehrer und dem Schüler den Unterricht erleichtert, empfehlen das Werk noch außerdem.

Die Rheinische Musik- und Theaterzeitung schreibt: „Der Verfasser bietet hier bequem ausführbare, melodiose, rhythmisch interessierende Oktavenstudien, die beim Unterrichte auf der Mittelstufe sehr begrüßt werden dürften.“

Die Musikpädagogischen Blätter (Klavierlehrer), Januar 1911, schreiben: „Diese 4 kleinen Oktavenstudien, denen der Autor die Überschriften „Eilende Wolken“, „Wandernde Zigeuner“, „Nord und Süd“ und „Liebesfrühling“ mitgab, sollen weniger dem mechanisch technischen Studium dienen; sie wenden sich an Spieler, die bereits tüchtige Technik im Oktavenspiel besitzen, denen die Studien aber Gelegenheit zur Erlangung eines musikalisch belebten Vortrages in der Oktaventechnik bieten. Sie enthalten bei klarem Aufbau und schlichter Harmonik hübsche melodische Elemente bei lebendiger Rhythmik und können warm empfohlen werden.“




Von demselben Autor erschienen früher folgende Unterrichtswerke:

Op. 42. 2 Sonaten in G- und C-dur à 1.50
Op. 166. 24 Etüden in stufenweiser Folge, zugleich „Vorstudien für C. Czernys Schule der Geläufigkeit“ Heft I —.75
Op. 166. Heft II/III à 1.50
Op. 255. 12 melodische Klavier-Etüden in fortschreitender Folge für den Unterrichtsgebrauch auf der Mittelstufe. 3 Hefte à 1.—

Op. 256. Lenzknospen. Fünf melodische und instruktive Vortragsstücke mittlerer Schwierigkeit à 2ms:
Nr. 1. Jetzt blüht's in allen Wipfeln. Nr. 2. Hinaus in den Wald à —.75
Nr. 3. Frühlingstraum. Nr. 4. Frühling lockt mit Sonnenschein à —.75
Nr. 5. Fest in der Waldschenke —.75



Verlag von J. Schuberth & Co., Leipzig.



Nr. 2611/22.

Technische Studien

für Pianoforte

von

Franz Liszt.

Unter Redaktion von
Professor A. Winterberger.

Technical Studies

for the Pianoforte

by

Franz Liszt.


With a digest thereof by
Professor A. Winterberger.

Heft } I. II. III. IV. V. VI. VII. VIII. IX. X. XI. XII.
Book }

For the United States, the Copyright has been ceded
to a Citizen of that Country.

Ent. Stationer's Hall. Copyright Registry No. 3170.

Eingetragen in das Vereinsarchiv.



Ergeben die Verleger:
J. Schuberth & Co
LEIPZIG.

Technische Studien

für Pianoforte

von

Franz Liszt.

Inhaltsverzeichnis.

- HEFT I. Übungen zur Kräftigung und Unabhängigkeit der einzelnen Finger bei stillstehender Hand und Akkordstudien.
- " II. Vorstudien zu den Dur- und Moll-Skalen.
- " III. Skalen in Terzen- und Sexten-Lage. Springende oder durchbrochene Skalen.
- " IV. Chromatische Skalen und Übungen. Skalen in der Gegenbewegung.
- " V. Repetierende Terzen, Quarten und Sexten mit verschiedenem Fingersatz. Skalenartige Terzen-Übungen in gerader Bewegung und in der Gegenbewegung. Quarten- und Sexten-Übungen.
- " VI. Dur-, Moll- und chromatische Skalen in Terzen und Sexten.
- " VII. Sext-Akkord-Skalen mit verschiedenem Fingersatz. Springende oder durchbrochene Skalen in Terzen, Sexten und Sextakkorden. Chromatische Terzen, Quarten und Sexten. Oktaven-Skalen.
- " VIII. Gebrochene Oktaven. Springende oder durchbrochene Oktaven-Skalen. Akkord-Studien. Triller in Terzen, Sexten, Quarten und Oktaven.
- " IX. Verminderte Septimen-Akkorde. Übungen bei stillstehender Handhaltung. Arpeggien oder gebrochene Akkorde.
- " X. Gebrochene Akkorde mit verschiedenen Fingersätzen durch alle Dur- und Moll-Skalen.
- " XI. Arpeggien in Terzen und Sexten mit verschiedenem Fingersatz.
- " XII. Oktaven-Übungen mit verschiedenem Fingersatz und Akkord-Übungen.

Technical Studies

for the Pianoforte

by

Franz Liszt.

Contents.

- BOOK I. Exercises for gaining strength and independence of each individual finger with quiet hand, and chord-studies.
- " II. Preparatory studies for the major and minor scales.
- " III. Scales in thirds and sixths. Arpeggios, or broken scales.
- " IV. Chromatic scales and exercises. Scales in contrary motion.
- " V. Repeated thirds, fourths and sixths, with various fingerings. Exercises in thirds (formed from scales) in parallel and contrary motion. Exercises in fourths and sixths.
- " VI. Major, minor and chromatic scales in double-thirds and -sixths.
- " VII. Scales in chords of the sixth with various fingerings. Arpeggios, or broken scales in double-thirds and -sixths, and chords of the sixth. Chromatic thirds, fourths and sixths. Octave scales, major and minor.
- " VIII. Broken octaves. Arpeggiated, or broken octave scales. Chord-studies. Shakes in thirds, sixths, fourths and octaves.
- " IX. Chords of the diminished seventh. Exercises with quiet hand. Arpeggios, or broken chords.
- " X. Broken chords with various fingerings throughout all major and minor scales.
- " XI. Arpeggios in thirds and in sixths with various fingerings.
- " XII. Octave-studies with various fingerings and chord-studies.

For the United States,
the Copyright has been ceded to a Citizen of that Country.

Ent. Stationer's Hall. London. Copyright Registry No. 3170.

Eingetragen in das Vereinsarchiv.

Technische Studien

für Pianoforte

von

Franz Liszt.

Heft V.

Repetierende Terzen, Quartan und Sexten
mit verschiedenem Fingersatz.
Skalenartige Terzen-Übungen in gerader
Bewegung und in der Gegenbewegung.
Quarten- und Sexten-Übungen.

Technical Studies

for the Pianoforte

by

Franz Liszt.

Book V.

*Repeated thirds, fourths and sixths
with various fingerings.
Exercises in thirds (formed from scales)
in parallel and contrary motion.
Exercises in fourths and sixths.*

3 3 3 3
1 1 1 1
3 3 3 3

3 1
1 3

4 2
2 4

4 2
2 4

5 3
3 5

5 3
4 3 4 3
2 1 2 1
1 3 4 3

4 3 4 3
2 1 2 1
4 3
2 1
4 3

5 4 5 4
3 2 3 2
3 2 3 2
5 4
3 2 3 2
5 4

5 4
3 2
3 2 1
5 4
3 2 1
5 4

5 4 3 4
3 2 1 2
3 2 1 2
5 4 5 4
3 2 3 2
3 2 3 2

5 4 5 4
3 2 3 2
3 2 3 2
5 4 5 4
3 2 3 2
3 2 3 2

5 1
1 5

1 5

5 2
2 5

5 4 5 4
2 5 4 5 4

5 4 5 4
2 5 4 5 4

5 4 5 4
4 3 4 3
5 4 5 4
2 5 4 5 4

a)

Exercise a) consists of two systems of piano accompaniment. The first system has a treble clef staff with notes G4, A4, B4, C5, B4, A4, G4 and a bass clef staff with notes G3, A3, B3, C4, B3, A3, G3. Fingerings are indicated above and below notes. The second system has a treble clef staff with notes G4, A4, B4, C5, B4, A4, G4 and a bass clef staff with notes G3, A3, B3, C4, B3, A3, G3. Fingerings are indicated above and below notes.

b)

Exercise b) consists of two systems of piano accompaniment. The first system has a treble clef staff with notes G4, A4, B4, C5, B4, A4, G4 and a bass clef staff with notes G3, A3, B3, C4, B3, A3, G3. Fingerings are indicated above and below notes. The second system has a treble clef staff with notes G4, A4, B4, C5, B4, A4, G4 and a bass clef staff with notes G3, A3, B3, C4, B3, A3, G3. Fingerings are indicated above and below notes.

Exercise c) consists of two systems of piano accompaniment. The first system has a treble clef staff with notes G4, A4, B4, C5, B4, A4, G4 and a bass clef staff with notes G3, A3, B3, C4, B3, A3, G3. Fingerings are indicated above and below notes. The second system has a treble clef staff with notes G4, A4, B4, C5, B4, A4, G4 and a bass clef staff with notes G3, A3, B3, C4, B3, A3, G3. Fingerings are indicated above and below notes.

c)

Exercise c) consists of two systems of piano accompaniment. The first system has a treble clef staff with notes G4, A4, B4, C5, B4, A4, G4 and a bass clef staff with notes G3, A3, B3, C4, B3, A3, G3. Fingerings are indicated above and below notes. The second system has a treble clef staff with notes G4, A4, B4, C5, B4, A4, G4 and a bass clef staff with notes G3, A3, B3, C4, B3, A3, G3. Fingerings are indicated above and below notes.

d)

Exercise d) consists of two systems of piano accompaniment. The first system has a treble clef staff with notes G4, A4, B4, C5, B4, A4, G4 and a bass clef staff with notes G3, A3, B3, C4, B3, A3, G3. Fingerings are indicated above and below notes. The second system has a treble clef staff with notes G4, A4, B4, C5, B4, A4, G4 and a bass clef staff with notes G3, A3, B3, C4, B3, A3, G3. Fingerings are indicated above and below notes.

Exercise e) consists of two systems of piano accompaniment. The first system has a treble clef staff with notes G4, A4, B4, C5, B4, A4, G4 and a bass clef staff with notes G3, A3, B3, C4, B3, A3, G3. Fingerings are indicated above and below notes. The second system has a treble clef staff with notes G4, A4, B4, C5, B4, A4, G4 and a bass clef staff with notes G3, A3, B3, C4, B3, A3, G3. Fingerings are indicated above and below notes.

ANMERKUNG: Dem Ermessen des Spielenden bleibt es anheim gestellt, die verschiedenen C-dur-Fingersätze zu den Übungen b) c) d) e) auf andere Tonarten in Dur und Moll zu übertragen.

NOTE: C'est à l'exécutant de juger s'il doit appliquer à d'autres tons majeurs ou mineurs les différents doigtés d'Ut majeur des exercices b) c) d) e).

NOTES: It is left to the option of the player to transpose the exercises b) c) d) e) into other major and minor keys, using the C major fingerings.

NOTA: Queda á juicio del ejecutante el transportar á otras llaves en mayor y menor las diferentes digitaciones en los ejercicios b) c) d) e).

e)

3 4 3 4
2 1 2 1

4 1 3 4 3 2
1 2 1 2

1 2 1 2
4 3

2 4 2 1
3 4 3 4

3 4 5 4
1 2 3 2

3 4 3 4
1 2 1 2

3 2 3 2
5 4 1 4

2 4 2 1
4 3 4 3

4 3 4 3
2 1 2 1

3 4 5 4
1 2 3 2

1 2 1 2
3 4 3 4

3 2 1 2
5 4 3 4

3 4 5
1 2 1

5

3 4
1 2 3 4

4 3 4 3
1 2 1 2

2 1 2 1
4 3 4 3

4 3 4 3
1 2 1 2

1 2 1 2
3 4

3 4
1 2 3 4

3 4 3 4
1 2 1 2

2 1 2 1
4 3 4 3

2 4 2 1
4 3 4 3

4 3 4 3
1 2 1 2

3 4 3 4
1 2 1 2

1 2 1 2
3 4

3 4 3 4
1 2 1 2

3 4
1 2 1 2

5

System 1: Treble and bass staves with fingerings. Treble staff fingerings: 3 1, 4 2, 3 1, 4 2, 4 2, 3 1, 4 2, 3 1. Bass staff fingerings: 2 4, 1 3, 2 4, 1 3, 1 3, 2 4, 1 3, 2 4.

System 2: Treble and bass staves with fingerings. Treble staff fingerings: 3 1, 3 1, 4 2, 3 1, 4 2. Bass staff fingerings: 3 5, 2 4, 1 3, 2 4, 1 3.

System 3: Treble and bass staves with fingerings. Treble staff fingerings: 4 2, 3 1, 4 2, 3 1, 3 1, 4. Bass staff fingerings: 1 3, 2 4, 1 3, 2 4, 3 5.

System 4: Treble and bass staves with fingerings. Treble staff fingerings: 3 1, 4 2, 3 1, 4 2, 4 2, 3 1, 4 2, 3 1. Bass staff fingerings: 2 4, 1 3, 2 4, 1 3, 1 3, 2 4, 1 3, 2 4.

System 5: Treble and bass staves with fingerings. Treble staff fingerings: 3 1, 3 1, 4 2, 3 1, 4 2. Bass staff fingerings: 3 5, 2 4, 1 3, 2 4, 1 3.

System 6: Treble and bass staves with fingerings. Treble staff fingerings: 4 2, 3 1, 4 2, 3 1, 3 1, 4. Bass staff fingerings: 1 3, 2 4, 1 3, 2 4, 3 5.

System 1: Treble and bass clefs. Treble clef has fingerings: 3 1, 4 2, 3 1, 4 2, 4 2, 3 1, 4 2, 3 1. Bass clef has fingerings: 2 4, 1 3, 2 4, 1 3, 1 3, 2 4, 1 3, 2 4.

System 2: Treble and bass clefs. Treble clef has fingerings: 3 1, 3 1, 4 2, 3 1, 4 2. Bass clef has fingerings: 3 5, 2 4, 1 3, 2 4, 1 3.

System 3: Treble and bass clefs. Treble clef has fingerings: 4 2, 3 1, 4 2, 3 1, 3 1. Bass clef has fingerings: 1 3, 2 4, 1 3, 2 4, 3 5.

System 4: Treble and bass clefs. Treble clef has fingerings: 3 1, 4 2, 3 1, 4 2, 4 2, 3 1, 4 2, 3 1. Bass clef has fingerings: 2 4, 1 3, 2 4, 1 3, 1 3, 2 4, 1 3, 2 4.

System 5: Treble and bass clefs. Treble clef has fingerings: 3 1, 3 1, 4 2, 3 1, 4 2. Bass clef has fingerings: 3 5, 2 4, 1 3, 2 4, 1 3.

System 6: Treble and bass clefs. Treble clef has fingerings: 4 2, 3 1, 4 2, 3 1, 3 1, 4. Bass clef has fingerings: 1 3, 2 4, 1 3, 2 4, 3 5.

First system of musical notation, consisting of a grand staff with treble and bass clefs. The music features a complex rhythmic pattern with many beamed notes. Fingerings are indicated by numbers 1-4 above and below notes.

Second system of musical notation, continuing the piece. It includes a double bar line in the middle. Fingerings are indicated by numbers 1-4 above and below notes.

Third system of musical notation, continuing the piece. It includes a double bar line in the middle. Fingerings are indicated by numbers 1-4 above and below notes.

Fourth system of musical notation, continuing the piece. It includes a double bar line in the middle. Fingerings are indicated by numbers 1-4 above and below notes.

Fifth system of musical notation, continuing the piece. It includes a double bar line in the middle. Fingerings are indicated by numbers 1-4 above and below notes.

Sixth system of musical notation, continuing the piece. It includes a double bar line in the middle. Fingerings are indicated by numbers 1-4 above and below notes.

System 1: Treble and bass clefs. Treble clef has fingerings 3 4 3 4 above the first four notes. Bass clef has fingerings 1 2 1 2 below the first four notes. The system contains two measures of music with complex rhythmic patterns.

System 2: Treble and bass clefs. Treble clef has fingerings 3 4 3 4 above the first four notes. Bass clef has fingerings 1 2 1 2 below the first four notes. The system contains two measures of music with complex rhythmic patterns.

System 3: Treble and bass clefs. Treble clef has fingerings 4 3 4 3 above the first four notes. Bass clef has fingerings 2 4 1 3 below the first four notes. The system contains two measures of music with complex rhythmic patterns.

System 4: Treble and bass clefs. Treble clef has fingerings 3 4 3 4 above the first four notes. Bass clef has fingerings 1 2 1 2 below the first four notes. The system contains two measures of music with complex rhythmic patterns.

System 5: Treble and bass clefs. Treble clef has fingerings 3 4 3 4 above the first four notes. Bass clef has fingerings 1 2 1 2 below the first four notes. The system contains two measures of music with complex rhythmic patterns.

System 6: Treble and bass clefs. Treble clef has fingerings 4 3 4 3 above the first four notes. Bass clef has fingerings 2 4 1 3 below the first four notes. The system contains two measures of music with complex rhythmic patterns.

Musical score system 1, measures 1-8. The system consists of a treble and bass staff. The treble staff contains a series of chords with fingering numbers 3 1, 4 2, 3 1, 4 2 above them. The bass staff contains a series of chords with fingering numbers 1 3, 2 4, 1 3, 2 4, 2 4, 1 3, 2 4, 1 3 below them.

Musical score system 2, measures 9-16. The system consists of a treble and bass staff. The treble staff contains a series of chords with fingering numbers 3 1, 3 1, 4 2, 3 1, 4 2 above them. The bass staff contains a series of chords with fingering numbers 1 3, 1 3, 2 4, 1 3, 2 4, 1 3, 2 4, 1 3 below them.

Musical score system 3, measures 17-24. The system consists of a treble and bass staff. The treble staff contains a series of chords with fingering numbers 4 2, 3 1, 4 2, 3 1, 4 2, 3 1 above them. The bass staff contains a series of chords with fingering numbers 2 4, 1 3, 2 4, 1 3, 1 3, 2 4, 1 3, 2 4 below them.

Musical score system 4, measures 25-32. The system consists of a treble and bass staff. The treble staff contains a series of chords with fingering numbers 3 1, 4 2, 3 1, 4 2 above them. The bass staff contains a series of chords with fingering numbers 1 3, 2 4, 1 3, 2 4, 2 4, 1 3, 2 4, 1 3 below them.

Musical score system 5, measures 33-40. The system consists of a treble and bass staff. The treble staff contains a series of chords with fingering numbers 3 1, 3 1, 4 2, 3 1, 4 2 above them. The bass staff contains a series of chords with fingering numbers 1 3, 1 3, 2 4, 1 3, 2 4, 1 3, 2 4, 1 3 below them.

4 2 3 1 4 2 3 1 3 1 4

2 4 1 3 2 4 1 3 1 3 4

3 1

4

3 4 3 4

2 4 1 3 2 4 1 3

4 2 3 1 4 2 3 1

1 3 2 4 1 3 2 4

4 2 3 1 4 2 3 1

1 3 2 4 1 3 2 4

3

3



Musical notation system 1, consisting of a treble clef staff and a bass clef staff. The treble staff contains a sequence of chords and melodic fragments with fingerings: 3 4 5 3 4 5 3 4 5 3 4 5. The bass staff contains a similar sequence with fingerings: 3 2 1 3 2 1 3 2 1 3 2 1. The system concludes with a double bar line.




Musical notation system 2, consisting of a treble clef staff and a bass clef staff. The treble staff contains chords and melodic lines with fingerings: 5 3 4 3 1 3 1 5 3 4 3 1. The bass staff contains chords and melodic lines with fingerings: 1 3 2 3 5 3 5. The system concludes with a double bar line.



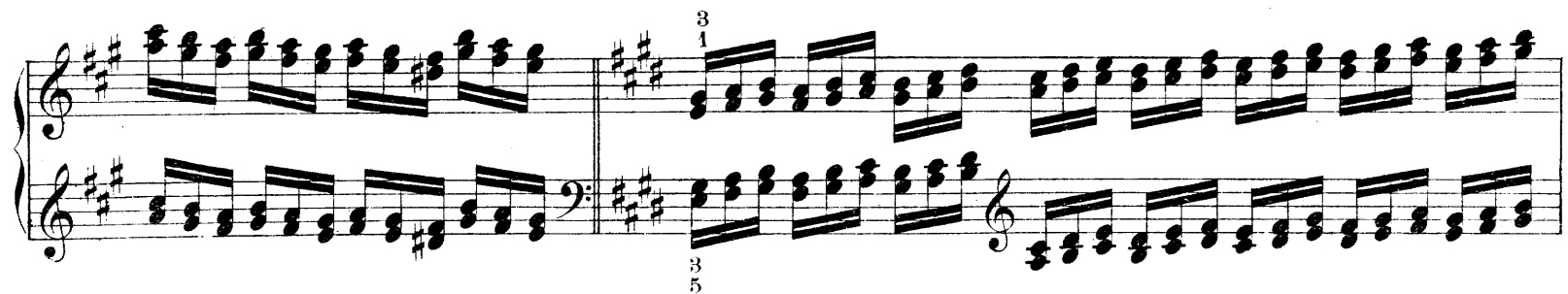
Musical notation system 3, consisting of a treble clef staff and a bass clef staff. The treble staff contains chords and melodic lines with fingerings: 5 3. The bass staff contains chords and melodic lines with fingerings: 1 3 3 5. The system concludes with a double bar line.



Musical notation system 4, consisting of a treble clef staff and a bass clef staff. The treble staff contains chords and melodic lines with fingerings: 5 3. The bass staff contains chords and melodic lines with fingerings: 1 3. The system concludes with a double bar line.



Musical notation system 5, consisting of a treble clef staff and a bass clef staff. The treble staff contains chords and melodic lines with fingerings: 3 1. The bass staff contains chords and melodic lines with fingerings: 3 5 1 3. The system concludes with a double bar line.



Musical notation system 6, consisting of a treble clef staff and a bass clef staff. The treble staff contains chords and melodic lines with fingerings: 3 1. The bass staff contains chords and melodic lines with fingerings: 3 5. The system concludes with a double bar line.

System 1: Treble and bass staves. Treble clef, key signature of three sharps (F#, C#, G#). The right hand plays a series of chords with a 5 3 fingering. The left hand plays a series of chords with a 1 3 fingering. A double bar line is present.

System 2: Treble and bass staves. Treble clef, key signature of three sharps. The right hand continues with 5 3 fingering. The left hand continues with 1 3 fingering. A double bar line is present.

System 3: Treble and bass staves. Treble clef, key signature of three flats (Bb, Eb, Ab). The right hand continues with 5 3 fingering. The left hand continues with 1 3 fingering. A double bar line is present.

System 4: Treble and bass staves. Treble clef, key signature of three flats. The right hand continues with 5 3 fingering. The left hand continues with 1 3 fingering. A double bar line is present.

System 5: Treble and bass staves. Treble clef, key signature of three flats. The right hand continues with 5 3 fingering. The left hand continues with 1 3 fingering. A double bar line is present.

System 6: Treble and bass staves. Treble clef, key signature of three flats. The right hand continues with 5 3 fingering. The left hand continues with 1 3 fingering. A double bar line is present.

System 1: Treble and bass clefs. Treble clef has a 3/4 triplet above the first measure. Bass clef has a 3/5 triplet below the first measure. The system contains two measures of music.

System 2: Treble and bass clefs. Treble clef has a 3/4 triplet above the first measure. Bass clef has a 3/5 triplet below the first measure. The system contains two measures of music.

System 3: Treble and bass clefs. Treble clef has a 3/5 triplet above the first measure. Bass clef has a 3/5 triplet below the first measure. The system contains two measures of music.

System 4: Treble and bass clefs. Treble clef has a 3/5 triplet above the first measure. Bass clef has a 3/5 triplet below the first measure. The system contains two measures of music.

System 5: Treble and bass clefs. Treble clef has a 3/4 triplet above the first measure. Bass clef has a 3/5 triplet below the first measure. The system contains two measures of music.

System 6: Treble and bass clefs. Treble clef has a 3/5 triplet above the first measure. Bass clef has a 3/5 triplet below the first measure. The system contains two measures of music.

a)

Musical notation for exercise a) in treble and bass clefs. The treble clef contains a series of chords with fingerings 4 1, 5 2, 4 1, 5 2, and 5 2, 4 1, 5 2, 4 1. The bass clef contains a series of chords with fingerings 2 1 2 1, 1 2 1 2, and 1 2 1 2.

b)

Musical notation for exercise b) in treble and bass clefs. The treble clef contains a series of chords with fingerings 4 2, 5 1, 4 2, 5 1, 5 1, 4 2, 5 1, 4 2, and 5 1, 4 2, 5 1, 4 2. The bass clef contains a series of chords with fingerings 3 2 3 2, 2 3 2 3, and 2 3 2 3.

c)

Musical notation for exercise c) in treble and bass clefs. The treble clef contains a series of chords with fingerings 3 1, 4 2, 3 1, 4 2, 4 2, 3 1, 4 2, 3 1, and 4 2, 3 1, 4 2, 3 1. The bass clef contains a series of chords with fingerings 4 3 4 3, 3 4 3 4, and 3 4 3 4.

d)

Musical notation for exercise d) in treble and bass clefs. The treble clef contains a series of chords with fingerings 5 1, 4 2, 5 1, 4 2, 4 2, 5 1, 4 2, 5 1, and (5 4) (2 1) (5 4) (2 1), 4 2, 5 1, 4 2, 5 1. The bass clef contains a series of chords with fingerings 5 4 5 4, 4 5 4 5, and 4 5 4 5.

Musical notation for exercise e) in treble and bass clefs. The treble clef contains a series of chords with fingerings 4 1, 5 2, 4 1, 5 2, 5 2, 4 1, 5 2, 4 1. The bass clef contains a series of chords with fingerings 2 1 2 1, 1 2, and 1 2.

System 1: Treble clef with notes and fingerings (4 1, 5 2, 4 1, 5 2) above the staff. Bass clef with notes and fingerings (2 1, 2 1) below the staff. A second treble clef appears later in the system with notes and fingerings (5 2, 4 1) above the staff.

System 2: Treble clef with notes and fingerings (4 1, 5 2, 4 1, 5 2) above the staff. Bass clef with notes and fingerings (2 1, 2 1) below the staff. A second treble clef appears later in the system with notes and fingerings (5 2, 4 1) above the staff.

System 3: Treble clef with notes and fingerings (4 1, 5 2, 4 1, 5 2) above the staff. Bass clef with notes and fingerings (2 1, 2 1) below the staff. A second treble clef appears later in the system with notes and fingerings (4 1, 5 2) above the staff.

System 4: Treble clef with notes and fingerings (5 2, 4 1) above the staff. Bass clef with notes and fingerings (1 2) below the staff.

System 5: Treble clef with notes and fingerings (4 1, 5 2, 4 1, 5 2) above the staff. Bass clef with notes and fingerings (2 1, 2 1) below the staff. A second treble clef appears later in the system with notes and fingerings (5 2, 4 1) above the staff.

First system of musical notation. The treble clef staff contains a sequence of chords with fingerings: 4 1, 5 2, 4 1, 5 2, 5 2, 4 1. The bass clef staff contains a sequence of chords with fingerings: 2 1, 2 1, 1 2.

Second system of musical notation. The treble clef staff contains a sequence of chords with fingerings: 4 1, 5 2, 4 1, 5 2, 5 2, 4 1, 5 2, 4 1. The bass clef staff contains a sequence of chords with fingerings: 2 1, 2 1, 1 2.

Third system of musical notation. The treble clef staff contains a sequence of chords with fingerings: 4 1, 5 2, 4 1, 5 2, 5 2, 4 1, 5 2, 4 1. The bass clef staff contains a sequence of chords with fingerings: 2 1, 2 1, 1 2.

Fourth system of musical notation. The treble clef staff contains a sequence of chords with fingerings: 4 1, 5 2, 4 1, 5 2, 5 2, 4 1, 5 2, 4 1. The bass clef staff contains a sequence of chords with fingerings: 2 1, 2 1, 1 2.

Fifth system of musical notation. The treble clef staff contains a sequence of chords with fingerings: 5 2, 4 1, 5 2, 4 1, 5 2, 4 1, 5 2, 4 1. The bass clef staff contains a sequence of chords with fingerings: 1 2.

First system of musical notation. The right hand (treble clef) features a sequence of chords with fingerings 4 1, 5 2, 4 1, and 5 2. The left hand (bass clef) has fingerings 2 1, 2 1, and 1 2.

Second system of musical notation. The right hand (treble clef) features a sequence of chords with fingerings 4 1, 5 2, 4 1, and 5 2. The left hand (bass clef) has fingerings 2 1, 2 1, and 1 2.

Third system of musical notation. The right hand (treble clef) features a sequence of chords with fingerings 4 1, 5 2, 4 1, and 5 2. The left hand (bass clef) has fingerings 2 1, 2 1, and 1 2.

Fourth system of musical notation. The right hand (treble clef) features a sequence of chords with fingerings 5 2 and 4 1. The left hand (bass clef) has fingerings 1 2.

Fifth system of musical notation, concluding the piece with a final chord in the right hand.

4 5 4 5
3 4 3 4
2 3 2 3

5 4 3 2
4 3 2 1

2 1 2 1
5 4 5 4

1 2 1 2
4 5 4 5

Detailed description: This system contains two staves of music. The upper staff is in treble clef and features a melodic line with eighth-note patterns. The lower staff is in bass clef and features a chordal accompaniment with eighth-note patterns. Fingering numbers are placed above and below the notes.

4 5 4 5
3 4 3 4
2 3 2 3

5 4 3 2
4 3 2 1

2 1 2 1
5 4 5 4

1 2 1 2
4 5 4 5

Detailed description: This system contains two staves of music. The upper staff is in treble clef and features a melodic line with eighth-note patterns. The lower staff is in bass clef and features a chordal accompaniment with eighth-note patterns. Fingering numbers are placed above and below the notes.

4 5 4 5
3 4 3 4
2 3 2 3

5 4 3 2
4 3 2 1

2 1 2 1
5 4 5 4

1 2 1 2
4 5 4 5

Detailed description: This system contains two staves of music. The upper staff is in bass clef and features a melodic line with eighth-note patterns. The lower staff is in treble clef and features a chordal accompaniment with eighth-note patterns. Fingering numbers are placed above and below the notes.

5 4 3 2
4 3 2 1

2 1 2 1
5 4 5 4

1 2 1 2
4 5 4 5

4 5 4 5
3 4 3 4
2 3 2 3

5 4 3 2
4 3 2 1

2 1 2 1
5 4 5 4

1 2 1 2
4 5 4 5

Detailed description: This system contains two staves of music. The upper staff is in treble clef and features a melodic line with eighth-note patterns. The lower staff is in bass clef and features a chordal accompaniment with eighth-note patterns. Fingering numbers are placed above and below the notes.

5 4 3 2
4 3 2 1

2 1 2 1
5 4 5 4

1 2 1 2
4 5 4 5

5 4 3 2
4 3 2 1

2 1 2 1
5 4 5 4

1 2 1 2
4 5 4 5

Detailed description: This system contains two staves of music. The upper staff is in treble clef and features a melodic line with eighth-note patterns. The lower staff is in bass clef and features a chordal accompaniment with eighth-note patterns. Fingering numbers are placed above and below the notes.

4 5 4 5
3 4 3 4
2 3 2 3

5 4 3 2
4 3 2 1
3 2 1 4

5 4 3 2
4 3 2 1
3 2 1 4

5 4 3 2
4 3 2 1
3 2 1 4

1 2 1 2
4 5 4 5

4 5 4 5
3 4 3 4
2 3 2 3

5 4 3 2
4 3 2 1
3 2 1 4

1 2 1 2
4 5 4 5

4 5 4 5
3 4 3 4
2 3 2 3

5 4 3 2
4 3 2 1
3 2 1 4

5 4 3 2
4 3 2 1
3 2 1 4

1 2 1 2
4 5 4 5

4 5 4 5
3 4 3 4
2 3 2 3

5 4 3
4 3 2

1 2 5
4 4 5

1 4

5 4 3
4 3 2

5 4 3
4 3 2

1 2 1
4 5 4 5

4 5 4 5
3 4 3 4
2 3 2 3

5 4 3
4 3 2

1 2 1
4 5 4 5

1 2 1
4 5 4 5

4 5 4 5
3 4 3 4
2 3 2 3

1 2 1
4 5 4 5

5 4 3
4 3 2

5 4 3
4 3 2

1 2 1
4 5 4 5

4 5 4 5
3 4 3 4
2 3 2 3

5 4 3 2 5 4 3 2 5 4 3 2

2 5 1 4 2 5 1 4 1 4 2 5 1 4 2 5

4 5 4 5
3 4 3 4
2 3 2 3

5 4 3 2 5 4 3 2 5 4 3 2

2 5 1 4 2 5 1 4 1 4 2 5 1 4 2 5

4 5 4 5
3 4 3 4
2 3 2 3

5 4 3 2 5 4 3 2 5 4 3 2

2 5 1 4 2 5 1 4 1 4 2 5 1 4 2 5

5 4 3 2 5 4 3 2 5 4 3 2

1 4 2 5 1 4 2 5

The first system of music consists of two staves. The upper staff is in treble clef and the lower staff is in bass clef. The key signature has one sharp (F#) and the time signature is common time (C). The music features a complex rhythmic pattern with many sixteenth and thirty-second notes.

The second system continues the piece and includes fingerings for the right hand: 4 5 4 5, 1 2 1 2, 5 2 4 1, 5 2 4 1, and 4 5 4 5. The key signature changes to two flats (Bb, Eb) in the second measure. The bass staff has fingerings: 2 1 2 1, 4 5 4 5, 1 4 2 5, 1 4 2 5, and 2 1 2 1.

The third system continues with fingerings: 4 5 4 5, 1 2 1 2, 5 2 4 1, 5 2 4 1, and 5 4 5 4. The key signature changes to three flats (Bb, Eb, Ab) in the second measure. The bass staff has fingerings: 2 1 2 1, 4 5 4 5, 1 4 2 5, 1 4 2 5, and 4 5 4 5.

The fourth system continues with fingerings: 4 5, 1 2, 5 2, 4 1, and 1 2. The key signature changes to one sharp (F#) in the second measure. The bass staff has fingerings: 2 1, 4 5, 1 4, 2 5, and 1 4.

The fifth system continues with fingerings: 4 5, 1 2, 5 2, 4 1, and 1 2. The key signature changes to two flats (Bb, Eb) in the second measure. The bass staff has fingerings: 2 1, 4 5, 1 4, 2 5, and 1 4.

First system of musical notation. The right hand (treble clef) features a sequence of chords with fingerings 4 1 and 5 2. The left hand (bass clef) has chords with fingerings 2 5 and 1 4. A second measure in the right hand has fingerings 5 2 and 4 1. The left hand has fingerings 1 4 and 2 5.

Second system of musical notation. The right hand (treble clef) features a sequence of chords with fingerings 4 1 and 5 2. The left hand (bass clef) has chords with fingerings 2 5 and 1 4. A second measure in the right hand has fingerings 5 2 and 4 1. The left hand has fingerings 1 4 and 2 5.

Third system of musical notation. The right hand (treble clef) features a sequence of chords with fingerings 4 1 and 5 2. The left hand (bass clef) has chords with fingerings 2 5 and 1 4. A second measure in the right hand has fingerings 5 2 and 4 1. The left hand has fingerings 1 4 and 2 5.

Fourth system of musical notation. The right hand (treble clef) features a sequence of chords with fingerings 4 1 and 5 2. The left hand (bass clef) has chords with fingerings 2 5 and 1 4. A second measure in the right hand has fingerings 5 2 and 4 1. The left hand has fingerings 1 4 and 2 5.

Fifth system of musical notation. The right hand (treble clef) features a sequence of chords with fingerings 4 1 and 5 2. The left hand (bass clef) has chords with fingerings 2 5 and 1 4. A second measure in the right hand has fingerings 5 2 and 4 1. The left hand has fingerings 1 4 and 2 5.

First system of musical notation. The treble clef staff contains a sequence of chords with fingerings 4 1 and 5 2. The bass clef staff contains a sequence of chords with fingerings 2 5 and 1 4. The system concludes with a double bar line.

Second system of musical notation. The treble clef staff contains a sequence of chords with fingerings 4 1 and 5 2. The bass clef staff contains a sequence of chords with fingerings 2 5 and 1 4. The system concludes with a double bar line.

Third system of musical notation. The treble clef staff contains a sequence of chords with fingerings 4 1 and 5 2. The bass clef staff contains a sequence of chords with fingerings 2 5 and 1 4. The system concludes with a double bar line.

Fourth system of musical notation. The treble clef staff contains a sequence of chords with fingerings 4 1 and 5 2. The bass clef staff contains a sequence of chords with fingerings 2 5 and 1 4. The system concludes with a double bar line.

Fifth system of musical notation. The treble clef staff contains a sequence of chords with fingerings 4 1 and 5 2. The bass clef staff contains a sequence of chords with fingerings 2 5 and 1 4. The system concludes with a double bar line.

First system of musical notation. The upper staff is in treble clef with a key signature of three flats (B-flat, E-flat, A-flat). The lower staff is in bass clef with the same key signature. Fingerings are indicated by numbers 1-5 above or below notes. The system consists of two measures.

Second system of musical notation. The upper staff is in treble clef with a key signature of three sharps (F#, C#, G#). The lower staff is in bass clef with the same key signature. Fingerings are indicated by numbers 1-5 above or below notes. The system consists of two measures.

Third system of musical notation. The upper staff is in treble clef with a key signature of three flats (B-flat, E-flat, A-flat). The lower staff is in bass clef with the same key signature. Fingerings are indicated by numbers 1-5 above or below notes. The system consists of two measures.

Fourth system of musical notation. The upper staff is in treble clef with a key signature of three sharps (F#, C#, G#). The lower staff is in bass clef with the same key signature. Some notes in the upper staff are marked with an 'x'. Fingerings are indicated by numbers 1-5 above or below notes. The system consists of two measures.

Fifth system of musical notation. The upper staff is in treble clef with a key signature of three flats (B-flat, E-flat, A-flat). The lower staff is in bass clef with the same key signature. Fingerings are indicated by numbers 1-5 above or below notes. The system consists of two measures.

First system of musical notation. The treble clef staff contains a sequence of chords with fingerings 4 1 and 5 2. The bass clef staff contains a sequence of chords with fingerings 2 1 and 5 4. The system concludes with a double bar line.

Second system of musical notation. The treble clef staff contains a sequence of chords with fingerings 4 1 and 5 2. The bass clef staff contains a sequence of chords with fingerings 2 1 and 5 4. The system concludes with a double bar line.

Third system of musical notation. The treble clef staff contains a sequence of chords with fingerings 4 1 and 5 2. The bass clef staff contains a sequence of chords with fingerings 2 1 and 5 4. The system concludes with a double bar line.

Fourth system of musical notation. The treble clef staff contains a sequence of chords with fingerings 4 1 and 5 2. The bass clef staff contains a sequence of chords with fingerings 2 1 and 5 4. The system concludes with a double bar line.

Fifth system of musical notation. The treble clef staff contains a sequence of chords with fingerings 4 1 and 5 2. The bass clef staff contains a sequence of chords with fingerings 2 1 and 5 4. The system concludes with a double bar line.

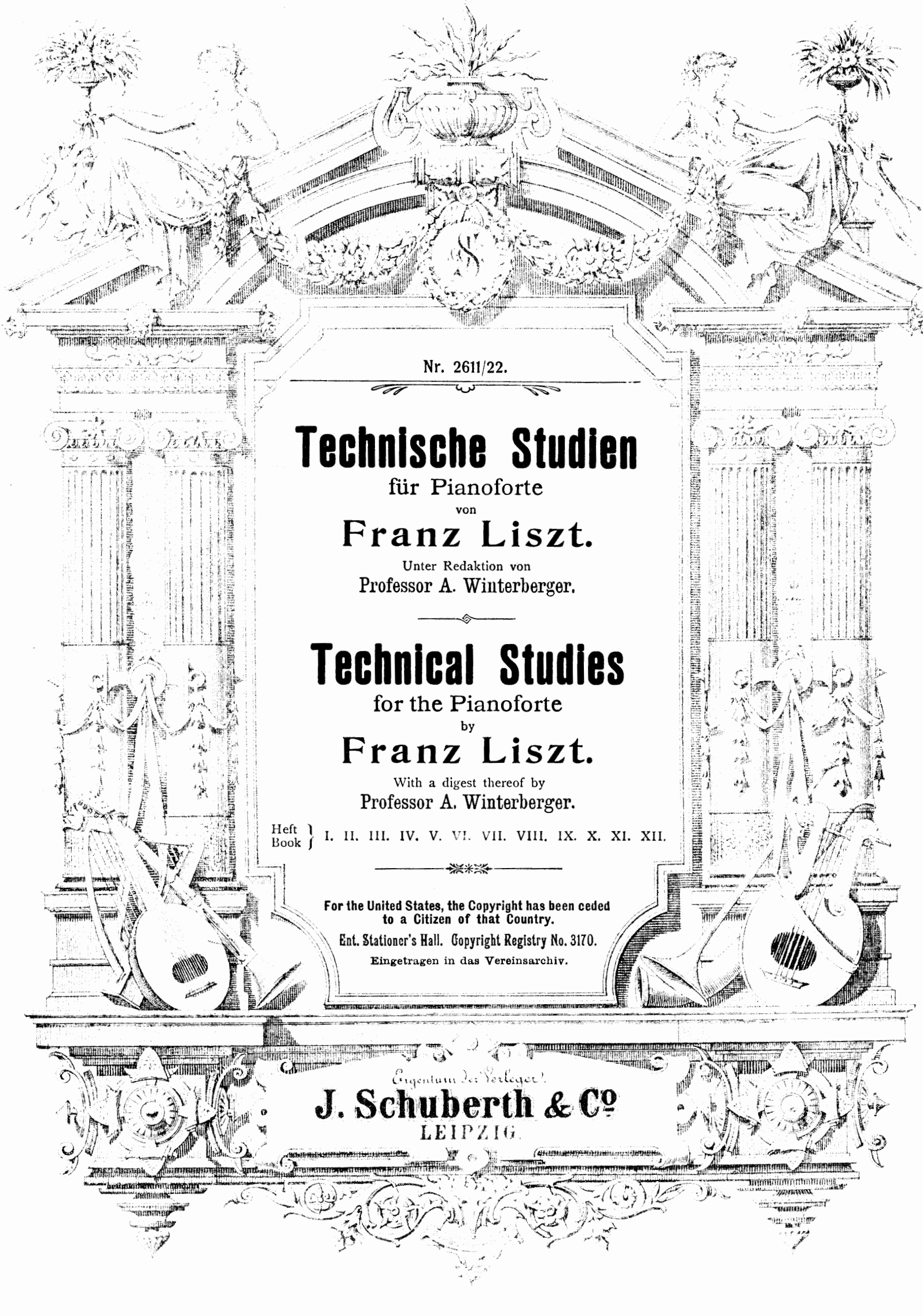
First system of musical notation. The treble clef staff has a key signature of one flat (Bb) and a common time signature. It features a sequence of chords with fingerings: 4 1, 5 2, 4 1, 5 2. The bass clef staff has fingerings: 2 5, 1 4, 2 5, 1 4. The system concludes with a double bar line.

Second system of musical notation. The treble clef staff has fingerings: 5 2, 4 1, 5 2, 4 1. The bass clef staff has fingerings: 1 4, 2 5, 1 4, 2 5. The system concludes with a double bar line.

Third system of musical notation. The treble clef staff has a key signature of one flat (Bb) and a common time signature. It features a sequence of chords with fingerings: 4 1, 5 2, 4 1, 5 2. The bass clef staff has fingerings: 2 5, 1 4, 2 5, 1 4. The system concludes with a double bar line.

Fourth system of musical notation. The treble clef staff has a key signature of one flat (Bb) and a common time signature. It features a sequence of chords with fingerings: 5 2, 4 1, 5 2, 4 1. The bass clef staff has fingerings: 1 4, 2 5, 1 4, 2 5. The system concludes with a double bar line.

Fifth system of musical notation. The treble clef staff has a key signature of one flat (Bb) and a common time signature. It features a sequence of chords with fingerings: 5 2, 4 1, 5 2, 4 1. The bass clef staff has fingerings: 1 4, 2 5, 1 4, 2 5. The system concludes with a double bar line.



Nr. 2611/22.

Technische Studien

für Pianoforte

von

Franz Liszt.

Unter Redaktion von
Professor A. Winterberger.

Technical Studies

for the Pianoforte

by

Franz Liszt.

With a digest thereof by
Professor A. Winterberger.

Heft } I. II. III. IV. V. VI. VII. VIII. IX. X. XI. XII.
Book }

For the United States, the Copyright has been ceded
to a Citizen of that Country.

Ent. Stationer's Hall. Copyright Registry No. 3170.

Eingetragen in das Vereinsarchiv.

Eigentum der Verleger.

J. Schuberth & Co

LEIPZIG.

Technische Studien

für Pianoforte

von

Franz Liszt.

Inhaltsverzeichnis.

- HEFT I. Übungen zur Kräftigung und Unabhängigkeit der einzelnen Finger bei stillstehender Hand und Akkordstudien.
- " II. Vorstudien zu den Dur- und Moll-Skalen.
- " III. Skalen in Terzen- und Sexten-Lage. Springende oder durchbrochene Skalen.
- " IV. Chromatische Skalen und Übungen. Skalen in der Gegenbewegung.
- " V. Repetierende Terzen, Quarten und Sexten mit verschiedenem Fingersatz. Skalenartige Terzen-Übungen in gerader Bewegung und in der Gegenbewegung. Quarten- und Sexten-Übungen.
- " VI. Dur-, Moll- und chromatische Skalen in Terzen und Sexten.
- " VII. Sext-Akkord-Skalen mit verschiedenem Fingersatz. Springende oder durchbrochene Skalen in Terzen, Sexten und Sextakkorden. Chromatische Terzen, Quarten und Sexten. Oktaven-Skalen.
- " VIII. Gebrochene Oktaven. Springende oder durchbrochene Oktav-Skalen. Akkord-Studien. Triller in Terzen, Sexten, Quarten und Oktaven.
- " IX. Verminderte Septimen-Akkorde. Übungen bei stillstehender Handhaltung. Arpeggien oder gebrochene Akkorde.
- " X. Gebrochene Akkorde mit verschiedenen Fingersätzen durch alle Dur- und Moll-Skalen.
- " XI. Arpeggien in Terzen und Sexten mit verschiedenem Fingersatz.
- " XII. Oktaven-Übungen mit verschiedenem Fingersatz und Akkord-Übungen

Technical Studies

for the Pianoforte

by

Franz Liszt.

Contents.

- BOOK I. Exercises for gaining strength and independence of each individual finger with quiet hand, and chord-studies.
- " II. Preparatory studies for the major and minor scales.
- " III. Scales in thirds and sixths. Arpeggios, or broken scales.
- " IV. Chromatic scales and exercises. Scales in contrary motion.
- " V. Repeated thirds, fourths and sixths, with various fingerings. Exercises in thirds (formed from scales) in parallel and contrary motion. Exercises in fourths and sixths.
- " VI. Major, minor and chromatic scales in double-thirds and -sixths.
- " VII. Scales in chords of the sixth with various fingerings. Arpeggios, or broken scales in double-thirds and -sixths, and chords of the sixth. Chromatic thirds, fourths and sixths. Octave scales, major and minor.
- " VIII. Broken octaves. Arpeggiated, or broken octave scales. Chord-studies. Shakes in thirds, sixths, fourths and octaves.
- " IX. Chords of the diminished seventh. Exercises with quiet hand. Arpeggios, or broken chords.
- " X. Broken chords with various fingerings throughout all major and minor scales.
- " XI. Arpeggios in thirds and in sixths with various fingerings.
- " XII. Octave-studies with various fingerings and chord-studies.

For the United States,
the Copyright has been ceded to a Citizen of that Country.

Ent. Stationer's Hall. London. Copyright Registry No. 3170.

eingetragen in das Vereinsarchiv.

Technische Studien

für Pianoforte

von

Franz Liszt.

Heft VI.

Dur-, Moll- und chromatische Skalen
in Terzen und Sexten.

Technical Studies

for the Pianoforte

by

Franz Liszt.

Book VI.

Major, minor and chromatic scales
in double-thirds and -sixths.

Ut majeur. Do mayor.

C dur. C major.

Musical score for C major scale in double thirds and sixths. The score is written for piano and consists of two systems of two staves each. The first system includes a treble clef and a bass clef. The second system includes a treble clef and a bass clef. The music is in common time (C) and features a sequence of chords in double thirds and sixths. Fingerings are indicated by numbers 1-5 above or below the notes. A dashed line with the number 8 indicates the end of the first system.

Ut mineur: Do menor.

C moll. C minor.

Musical score for C minor scale in double thirds and sixths. The score is written for piano and consists of two systems of two staves each. The first system includes a treble clef and a bass clef. The second system includes a treble clef and a bass clef. The music is in common time (C) and features a sequence of chords in double thirds and sixths. Fingerings are indicated by numbers 1-5 above or below the notes. A dashed line with the number 8 indicates the end of the first system.

Sol majeur. Sol mayor.
G dur. G major.

First system of musical notation for G major. It consists of two staves: a treble clef staff and a bass clef staff. The treble staff contains a sequence of chords with fingerings: 3 1, 5 3, 3 1, 3 1, 3 1, 5 3, 3 1, 3 1. The bass staff contains chords with fingerings: 2 4, 2 4, 5 3, 4, 2 4, 5 3, 1 3. A dashed line with the number 8 is positioned above the treble staff.

Second system of musical notation for G major. It consists of two staves: a treble clef staff and a bass clef staff. The treble staff contains chords with fingerings: 3 1, 4 2, 4 2, 5 3, 3 1, 4 2, 4 2, 5 3, 3 1, 5 3, 3 1, 3 1, 5 3, 5 3, 3 1. The bass staff contains chords with fingerings: 2 4, 1 3, 3 5, 1 3, 1 3, 1 3, 2 4, 2 4, 5 3, 2 4, 3 5, 1 3, 2 4, 1 3. A circled number 1 is above the first measure of the bass staff.

Sol mineur. Sol menor.
G moll. G minor.

First system of musical notation for G minor. It consists of two staves: a treble clef staff and a bass clef staff. The treble staff contains chords with fingerings: 4 2, 5 3, 3 1, 4 2, 4 2, 5 3, 3 1, 5 3, 3 1, 5 3, 3 1, 3 1. The bass staff contains chords with fingerings: 3 5, 1 3, 1 3, 3 5, 1 3, 1 3, 3 5, 1 3, 2 4, 2 4, 3 5, 1 3, 2 4, 2 4.

Second system of musical notation for G minor. It consists of two staves: a treble clef staff and a bass clef staff. The treble staff contains chords with fingerings: 3 1, 5 3, 3 1, 3 1, 3 1, 5 3, 3 1, 4 2, 4 2, 3 1, 4 2, 4 2, 5 3. The bass staff contains chords with fingerings: 1 2, 2 4, 1 3, 1 3, 3 5, 2 4, 2 4, 1 3, 3 5, 1 3, 1 3, 1 3.

Third system of musical notation for G minor. It consists of two staves: a treble clef staff and a bass clef staff. The treble staff contains chords with fingerings: 3 1, 5 3, 3 1, 3 1, 3 1, 5 3, 3 1, 4 2, 5 3, 4 2, 4 2, 5 3. The bass staff contains chords with fingerings: 3 5, 1 3, 2 4, 2 4, 3 5, 1 3, 2 4, 2 4, 2 4, 1 3, 1 3, 1 3, 3 5, 1 3, 1 3.

Ré majeur. Re mayor.

D dur. D major.

First system of musical notation for D major, measures 1-8. The system consists of two staves: a treble clef staff and a bass clef staff. The treble staff contains a sequence of chords with fingerings: 3 1, 3 1, 3 1, 3 1, 5 3, 3 1, 3 1, 3 1, 3 1, 5 3, 3 1, 3 1, 5 3, 4 2, 5 3. The bass staff contains a sequence of chords with fingerings: 2 4, 2 4, 3 5, 2 4, 2 4, 3 5, 1 3, 1 3, 1 3, 2 4, 1 3, 3 5, 1 3, 1 3, 2 4, 2 4, 3 5.

Second system of musical notation for D major, measures 9-16. The system consists of two staves: a treble clef staff and a bass clef staff. The treble staff contains a sequence of chords with fingerings: 4 2, 4 2, 5 3, 4 2, 4 2, 5 3, 3 1, 5 3, 3 1, 3 1, 3 1, 5 3, 3 1, 3 1, 5 3. The bass staff contains a sequence of chords with fingerings: 1 2, 1 3, 3 5, 1 3, 1 3, 1 3, 1 3, 3 5, 1 3, 1 3, 2 4, 2 4, 3 5, 2 4, 2 4, 3 5, 2 4, 1 3.

Ré mineur. Re menor.

D moll. D minor.

First system of musical notation for D minor, measures 1-8. The system consists of two staves: a treble clef staff and a bass clef staff. The treble staff contains a sequence of chords with fingerings: 4 2, 5 3, 4 2, 4 2, 5 3, 3 1, 3 1, 3 1, 5 3, 3 1, 3 1, 3 1, 5 3. The bass staff contains a sequence of chords with fingerings: 3 5, 1 3, 1 3, 1 3, 3 5, 1 3, 1 3, 1 3, 3 5, 3 5, 2 4, 2 4, 3 5, 2 4.

Second system of musical notation for D minor, measures 9-16. The system consists of two staves: a treble clef staff and a bass clef staff. The treble staff contains a sequence of chords with fingerings: 3 1, 3 1, 3 1, 3 1, 5 3, 3 1, 5 3, 4 2, 4 2, 5 3, 4 2, 4 2. The bass staff contains a sequence of chords with fingerings: 1 3, 1 3, 1 3, 3 5, 3 5, 2 4, 1 3, 1 3, 3 5, 1 3, 1 3, 3 5, 1 3.

Third system of musical notation for D minor, measures 17-24. The system consists of two staves: a treble clef staff and a bass clef staff. The treble staff contains a sequence of chords with fingerings: 3 1, 3 1, 3 1, 5 3, 3 1, 3 1, 3 1, 5 3, 4 2, 4 2, 5 3, 4 2, 4 2. The bass staff contains a sequence of chords with fingerings: 3 5, 3 5, 2 4, 2 4, 3 5, 2 4, 1 3, 1 3, 3 5, 1 3, 1 3, 3 5, 1 3.

La majeur. La mayor.

A dur. A major.

La mineur. La menor.

A moll. A minor.

Mi majeur. Mi mayor.
E dur. E major.

First system of musical notation for E major. The treble staff contains a sequence of chords and intervals with fingerings: 3 1, 3 1, 3 1, 5 3, 3 1, 3 1, 3 1, 3 1, 5 3, 4 2, 5 3. The bass staff contains corresponding chords and intervals with fingerings: 3 5, 3 5, 2 4, 2 4, 3 5, 2 4, 1 3, 1 3, 3 5, 1 3, 3 5, 3 5, 3 5, 4.

Second system of musical notation for E major. The treble staff contains chords and intervals with fingerings: 4 2, 4 2, 5 3, 4 2, 4 2, 5 3, 3 1, 3 1, 5 3, 3 1, 3 1, 5 3. The bass staff contains chords and intervals with fingerings: 1 3, 1 3, 3 5, 1 3, 1 3, 1 3, 3 5, 1 3, 3 5, 2 4, 2 4, 3 5, 2 4, 4 3.

Mi mineur. Mi menor.
E moll. E minor.

First system of musical notation for E minor. The treble staff contains chords and intervals with fingerings: 4 2, 5 3, 4 2, 4 2, 5 3, 3 1, 3 1, 3 1, 5 3, 3 1. The bass staff contains chords and intervals with fingerings: 1 3, 3 5, 1 3, 1 3, 1 3, 3 5, 1 3, 3 5, 3 5, 2 4, 2 4, 3 5, 2 4.

Second system of musical notation for E minor. The treble staff contains chords and intervals with fingerings: 3 1, 5 3, 3 1, 3 1, 5 3, 4 2, 5 3, 4 2, 4 2, 5 3. The bass staff contains chords and intervals with fingerings: 1 3, 1 3, 3 5, 1 3, 3 5, 3 5, 2 4, 1 3, 1 3, 3 5, 1 3, 1 3, 3 5, 3 5, 1 3.

Third system of musical notation for E minor. The treble staff contains chords and intervals with fingerings: 3 1, 3 1, 5 3, 3 1, 3 1, 5 3, 4 2, 5 3, 4 2, 4 2, 5 3. The bass staff contains chords and intervals with fingerings: 3 5, 3 5, 2 4, 2 4, 3 5, 2 4, 1 3, 3 5, 1 3, 1 3, 1 3, 3 5, 1 3, 3 5, 1 3.

Si majeur. Si mayor.
H dur. B major.

8

Si mineur. Si menor.
H moll. B minor.

8

Fa# majeur. Fa# mayor.
Fis dur. F# major.

First system of musical notation for Fa# major. It consists of two staves (treble and bass clef) with a grand staff bracket. The music features a sequence of chords and arpeggios. Fingerings are indicated by numbers 1-5 below the notes. The key signature has two sharps (F# and C#).

Second system of musical notation for Fa# major. It continues the sequence of chords and arpeggios from the first system. Fingerings are indicated by numbers 1-5 below the notes. The key signature has two sharps (F# and C#).

Fa# mineur. Fa# menor.
Fis moll. F# minor.

First system of musical notation for Fa# minor. It consists of two staves (treble and bass clef) with a grand staff bracket. The music features a sequence of chords and arpeggios. Fingerings are indicated by numbers 1-5 below the notes. The key signature has three sharps (F#, C#, and G#).

Second system of musical notation for Fa# minor. It continues the sequence of chords and arpeggios from the first system. Fingerings are indicated by numbers 1-5 below the notes. The key signature has three sharps (F#, C#, and G#).

Third system of musical notation for Fa# minor. It continues the sequence of chords and arpeggios from the first system. Fingerings are indicated by numbers 1-5 below the notes. The key signature has three sharps (F#, C#, and G#).

Ut# majeur. Do# mayor.
Cis dur. C# major:

First system of musical notation in C# major, measures 1-8. The piece is in 3/4 time. The right hand features a melodic line with triplets and slurs, while the left hand provides a harmonic accompaniment with chords and triplets. Fingerings are indicated by numbers 1-5.

Second system of musical notation in C# major, measures 9-16. The melodic line continues with complex rhythmic patterns and slurs. The left hand accompaniment includes chords and triplets, with some measures featuring a change in articulation.

Third system of musical notation in C# minor, measures 17-24. The key signature changes to C# minor. The melodic line shows a shift in mood with more somber intervals. The left hand accompaniment remains consistent in style with the previous systems.

Fourth system of musical notation in C# minor, measures 25-32. This system continues the development of the melodic and harmonic themes established in the previous systems, maintaining the 3/4 time signature.

Fifth system of musical notation in C# minor, measures 33-40. The final system concludes the piece with a melodic phrase that resolves to a final chord. The left hand accompaniment provides a steady harmonic foundation.

Lab majeur. Lab mayor.
As dur. Ab major.

First system of musical notation for Lab majeur, As dur. Ab major. It consists of two staves. The right staff is in treble clef and the left staff is in bass clef. The key signature has three flats (Bb, Eb, Ab). The music features a sequence of chords and arpeggios with various fingerings indicated by numbers 1-5. A dashed box labeled '8' spans the first two measures of the right staff.

Second system of musical notation for Lab majeur, As dur. Ab major. It consists of two staves. The right staff is in treble clef and the left staff is in bass clef. The music continues with a sequence of chords and arpeggios with various fingerings indicated by numbers 1-5.

Lab mineur. Lab menor.
As moll. Ab minor.

First system of musical notation for Lab mineur, As moll. Ab minor. It consists of two staves. The right staff is in treble clef and the left staff is in bass clef. The key signature has four flats (Bb, Eb, Ab, Db). The music features a sequence of chords and arpeggios with various fingerings indicated by numbers 1-5.

Second system of musical notation for Lab mineur, As moll. Ab minor. It consists of two staves. The right staff is in treble clef and the left staff is in bass clef. The music continues with a sequence of chords and arpeggios with various fingerings indicated by numbers 1-5. A dashed box labeled '8' spans the first two measures of the right staff.

Third system of musical notation for Lab mineur, As moll. Ab minor. It consists of two staves. The right staff is in treble clef and the left staff is in bass clef. The music continues with a sequence of chords and arpeggios with various fingerings indicated by numbers 1-5.

Mibmajeur. Mibmayor.
Es dur. Eb major.

First system of musical notation for 'Es dur. Eb major'. It consists of two staves (treble and bass clef) with various chords and fingerings indicated by numbers 1-5. A dashed box labeled '8' is positioned above the right half of the system.

Second system of musical notation for 'Es dur. Eb major'. It consists of two staves with various chords and fingerings indicated by numbers 1-5.

Mibmineur. Mib menor.
Es moll. Eb minor.

First system of musical notation for 'Es moll. Eb minor'. It consists of two staves with various chords and fingerings indicated by numbers 1-5.

Second system of musical notation for 'Es moll. Eb minor'. It consists of two staves with various chords and fingerings indicated by numbers 1-5. A dashed box labeled '8' is positioned above the left half of the system.

Third system of musical notation for 'Es moll. Eb minor'. It consists of two staves with various chords and fingerings indicated by numbers 1-5.

Sib majeur. Sib mayor.
B dur. Bb major.

8

Sib mineur. Sib menor.
B moll. Bb minor.

8

Fa majeur. Fa mayor.
F dur. F major.

The first system of music for Fa major consists of two staves. The treble staff begins with a treble clef and a key signature of one flat (Bb). The bass staff begins with a bass clef and the same key signature. The music is written in a rhythmic pattern of eighth and sixteenth notes. Fingerings are indicated by numbers 1-5 above or below the notes. The system concludes with a double bar line.

The second system of music for Fa major continues the piece. It features two staves with treble and bass clefs. The notation includes various chordal textures and melodic lines. Fingerings are clearly marked throughout. The system ends with a double bar line.

Fa mineur. Fa menor.
F moll. F minor.

The first system of music for Fa minor begins with a treble clef and a key signature of two flats (Bb, Eb). The bass staff also has a bass clef and two flats. The notation is similar to the major section but adapted for the minor mode. Fingerings are indicated. The system concludes with a double bar line.

The second system of music for Fa minor continues the piece. It features two staves with treble and bass clefs. The notation includes various chordal textures and melodic lines. Fingerings are clearly marked throughout. The system ends with a double bar line.

The third system of music for Fa minor concludes the piece. It features two staves with treble and bass clefs. The notation includes various chordal textures and melodic lines. Fingerings are clearly marked throughout. The system ends with a double bar line.

System 1: Treble staff contains a sequence of chords and single notes with fingerings (1-5). Bass staff contains a similar sequence with fingerings (2-5). The music is in a minor key, indicated by a key signature of two flats.

System 2: Continuation of the musical sequence from System 1, maintaining the same key signature and fingering patterns.

System 3: Continuation of the musical sequence, featuring more complex chordal structures and fingerings.

System 4: Continuation of the musical sequence. A dashed line with the number '8' above it spans across the top of this system, possibly indicating an octave shift or a specific measure count.

System 5: Final system on the page, concluding the musical piece with a final chord and fingering.

Ut majeur. Do mayor.

C dur. C major.

First system of musical notation for C major. It consists of two staves: a treble clef staff and a bass clef staff. The treble staff contains a sequence of eighth notes with fingerings: 4 1, 5 2, 4 1, 5 2, 4 1, 5 2, 4 1, 5 2, 4 1, 5 2, 4 1, 5 2, 4 1, 5 2, 4 1, 5 2, 4 1, 5 2, 4 1, 5 2. The bass staff contains a sequence of eighth notes with fingerings: 2 5, 1 4, 2 5, 1 4, 2 5, 1 4, 2 5, 1 4, 2 5, 1 4, 2 5, 1 4, 2 5, 1 4, 2 5, 1 4, 2 5, 1 4, 2 5, 1 4. A dashed line with the number '8' above it spans the first eight measures of the treble staff.

Second system of musical notation for C major. It consists of two staves: a treble clef staff and a bass clef staff. The treble staff contains a sequence of eighth notes with fingerings: 4 1, 5 2, 4 1, 5 2, 4 1, 5 2, 4 1, 5 2, 4 1, 5 2, 4 1, 5 2, 4 1, 5 2, 4 1, 5 2, 4 1, 5 2, 4 1, 5 2. The bass staff contains a sequence of eighth notes with fingerings: 2 5, 1 4, 2 5, 1 4, 2 5, 1 4, 2 5, 1 4, 2 5, 1 4, 2 5, 1 4, 2 5, 1 4, 2 5, 1 4, 2 5, 1 4, 2 5, 1 4. A dashed line with the number '8' above it spans the first eight measures of the treble staff.

C moll. C minor.

Ut mineur. D menor.

First system of musical notation for C minor. It consists of two staves: a treble clef staff and a bass clef staff. The treble staff contains a sequence of eighth notes with fingerings: 4 1, 5 2, 4 1, 5 2, 4 1, 5 2, 4 1, 5 2, 4 1, 5 2, 4 1, 5 2, 4 1, 5 2, 4 1, 5 2, 4 1, 5 2, 4 1, 5 2. The bass staff contains a sequence of eighth notes with fingerings: 2 5, 1 4, 2 5, 1 4, 2 5, 1 4, 2 5, 1 4, 2 5, 1 4, 2 5, 1 4, 2 5, 1 4, 2 5, 1 4, 2 5, 1 4, 2 5, 1 4. A dashed line with the number '8' above it spans the first eight measures of the treble staff.

Second system of musical notation for C minor. It consists of two staves: a treble clef staff and a bass clef staff. The treble staff contains a sequence of eighth notes with fingerings: 4 1, 5 2, 4 1, 5 2, 4 1, 5 2, 4 1, 5 2, 4 1, 5 2, 4 1, 5 2, 4 1, 5 2, 4 1, 5 2, 4 1, 5 2, 4 1, 5 2. The bass staff contains a sequence of eighth notes with fingerings: 2 5, 1 4, 2 5, 1 4, 2 5, 1 4, 2 5, 1 4, 2 5, 1 4, 2 5, 1 4, 2 5, 1 4, 2 5, 1 4, 2 5, 1 4, 2 5, 1 4. A dashed line with the number '8' above it spans the first eight measures of the treble staff.

Sol majeur. Sol mayor.

G dur. G major.

First system of musical notation for G major. It consists of two staves: a treble clef staff and a bass clef staff. The treble staff contains a sequence of eighth notes with fingerings: 4 1, 5 2, 4 1, 5 2, 4 1, 5 2, 4 1, 5 2, 4 1, 5 2, 4 1, 5 2, 4 1, 5 2, 4 1, 5 2, 4 1, 5 2, 4 1, 5 2. The bass staff contains a sequence of eighth notes with fingerings: 2 5, 1 4, 2 5, 1 4, 2 5, 1 4, 2 5, 1 4, 2 5, 1 4, 2 5, 1 4, 2 5, 1 4, 2 5, 1 4, 2 5, 1 4, 2 5, 1 4. A dashed line with the number '8' above it spans the first eight measures of the treble staff.

4 5
1 2

2 1
5 4

Sol mineur. Sol menor.
G moll. G minor.

4 5
1 2

2 1
5 4

4 5
1 2

2 1
5 4

Ré majeur. Re mayor.
D dur. D major.

4 5
1 2

2 1
5 4

8

4 5
1 2

2 1
5 4

8

Ré mineur. Re menor.
D moll. D minor.

First system of musical notation for Ré mineur (D minor). It consists of two staves: a treble clef staff and a bass clef staff. The treble staff begins with a 4/4 time signature and contains a sequence of chords and notes, with fingering numbers 4, 1, 5, 2 written above the first few notes. The bass staff contains a corresponding accompaniment. A dashed line with the number '8' above it spans across the first two measures of the treble staff.

Second system of musical notation for Ré mineur (D minor). It consists of two staves: a treble clef staff and a bass clef staff. The treble staff begins with a 4/4 time signature and contains a sequence of chords and notes, with fingering numbers 4, 1, 5, 2 written above the first few notes. The bass staff contains a corresponding accompaniment. A dashed line with the number '8' above it spans across the first two measures of the treble staff.

La majeur. La mayor.
A dur. A major.

First system of musical notation for La majeur (A major). It consists of two staves: a treble clef staff and a bass clef staff. The treble staff begins with a 4/4 time signature and contains a sequence of chords and notes, with fingering numbers 4, 1, 5, 2 written above the first few notes. The bass staff contains a corresponding accompaniment.

Second system of musical notation for La majeur (A major). It consists of two staves: a treble clef staff and a bass clef staff. The treble staff begins with a 4/4 time signature and contains a sequence of chords and notes, with fingering numbers 4, 1, 5, 2 written above the first few notes. The bass staff contains a corresponding accompaniment.

La mineur. La menor.
A moll. A minor.

First system of musical notation for La mineur (A minor). It consists of two staves: a treble clef staff and a bass clef staff. The treble staff begins with a 4/4 time signature and contains a sequence of chords and notes, with fingering numbers 4, 1, 5, 2 written above the first few notes. The bass staff contains a corresponding accompaniment.

4 5
1 2

2 1
5 4

Mi majeur. Mi mayor.
E dur. E major.

4 5
1 2

2 1
5 4

4 5
1 2

2 1
5 4

Mi mineur. Mi menor.
E moll. E minor.

4 5
1 2

2 1
5 4

4 5
1 2

2 1
5 4

Si majeur. Si mayor.
H dur. B major.

Musical notation for Si major (B major). The piece is in 4/4 time. The right hand features a melody with a dotted quarter note followed by an eighth note, and a sixteenth-note triplet. The left hand provides a bass line with a similar rhythmic pattern. A fermata is placed over the final measure of the first system.

Musical notation for Si major (B major). This system continues the piece, showing the continuation of the melody and bass line. A fermata is placed over the final measure of the second system.

Si mineur. Si menor.
H moll. B minor.

Musical notation for Si minor (B minor). The piece is in 4/4 time. The right hand features a melody with a dotted quarter note followed by an eighth note, and a sixteenth-note triplet. The left hand provides a bass line with a similar rhythmic pattern. A fermata is placed over the final measure of the first system.

Musical notation for Si minor (B minor). This system continues the piece, showing the continuation of the melody and bass line. A fermata is placed over the final measure of the second system.

Fa# majeur. Fa# mayor.
Fis dur. F# major.

Musical notation for Fa# major (F# major). The piece is in 4/4 time. The right hand features a melody with a dotted quarter note followed by an eighth note, and a sixteenth-note triplet. The left hand provides a bass line with a similar rhythmic pattern.

Fa# mineur: Fa# menor.
Fis moll. F# minor.

Ut# majeur. Do# mayor.
Cis dur. C# major.

Ut# mineur. Do# menor.
Gis moll. C# minor.

First system of musical notation for C# minor. It consists of two staves: a treble clef staff and a bass clef staff. The treble staff begins with a 4/4 time signature and contains a sequence of chords and notes, with a dashed line and the number '8' above it indicating an octave transposition. The bass staff contains a similar sequence of chords and notes, with a 2/5 and 1/4 time signature indicated below it.

Second system of musical notation for C# minor. It consists of two staves: a treble clef staff and a bass clef staff. The treble staff begins with a 4/4 time signature and contains a sequence of chords and notes, with a dashed line and the number '8' above it indicating an octave transposition. The bass staff contains a similar sequence of chords and notes, with a 2/5 and 1/4 time signature indicated below it.

Lab majeur. Lab mayor.
As dur. Ab major.

First system of musical notation for Ab major. It consists of two staves: a treble clef staff and a bass clef staff. The treble staff begins with a 4/4 time signature and contains a sequence of chords and notes. The bass staff contains a similar sequence of chords and notes, with a 2/5 and 1/4 time signature indicated below it.

Second system of musical notation for Ab major. It consists of two staves: a treble clef staff and a bass clef staff. The treble staff begins with a 4/4 time signature and contains a sequence of chords and notes. The bass staff contains a similar sequence of chords and notes, with a 2/5 and 1/4 time signature indicated below it.

Sol# mineur. Sol# menor.
Gis moll. G# minor.

First system of musical notation for G# minor. It consists of two staves: a treble clef staff and a bass clef staff. The treble staff begins with a 4/4 time signature and contains a sequence of chords and notes, with some notes marked with an 'x'. The bass staff contains a similar sequence of chords and notes, with a 2/5 and 1/4 time signature indicated below it.

4 5
1 2

2 1
5 4

Mib majeur. Mib mayor.

Es dur. *E^b major.*

4 5
1 2

2 1
5 4

4 5
1 2

2 1
5 4

Mib mineur. Mib menor.

Es moll. *E^b minor.*

4 5
1 2

2 1
5 4

4 5
1 2

2 1
5 4

Sib majeur. Sib mayor.
B dur. B \flat major.

First system of the B major exercise. It consists of two staves: a treble clef staff and a bass clef staff. The treble staff begins with a 4-measure phrase containing a fingering of 4-1-5-2. The bass staff begins with a 2-measure phrase containing a fingering of 2-5. A dashed box labeled '8' spans the first two measures of the treble staff. The key signature has one flat (Bb).

Second system of the B major exercise. It consists of two staves: a treble clef staff and a bass clef staff. The treble staff begins with a 4-measure phrase containing a fingering of 4-1-5-2. The bass staff begins with a 2-measure phrase containing a fingering of 2-5. A dashed box labeled '8' spans the first two measures of the treble staff. The key signature has one flat (Bb).

Sib mineur. Sib menor.
B moll. B \flat minor.

First system of the B minor exercise. It consists of two staves: a treble clef staff and a bass clef staff. The treble staff begins with a 4-measure phrase containing a fingering of 4-1-5-2. The bass staff begins with a 2-measure phrase containing a fingering of 2-5. A dashed box labeled '8' spans the first two measures of the treble staff. The key signature has two flats (Bbb).

Second system of the B minor exercise. It consists of two staves: a treble clef staff and a bass clef staff. The treble staff begins with a 4-measure phrase containing a fingering of 4-1-5-2. The bass staff begins with a 2-measure phrase containing a fingering of 2-5. A dashed box labeled '8' spans the first two measures of the treble staff. The key signature has two flats (Bbb).

Fa majeur. Fa mayor.
F dur. F major.

First system of the F major exercise. It consists of two staves: a treble clef staff and a bass clef staff. The treble staff begins with a 4-measure phrase containing a fingering of 4-1-5-2. The bass staff begins with a 2-measure phrase containing a fingering of 2-5. A dashed box labeled '8' spans the first two measures of the treble staff. The key signature has one flat (Fb).

First system of musical notation. Treble clef, bass clef, and a common time signature. The music features a complex rhythmic pattern with many beamed notes. Fingerings are indicated by numbers 1-5 above and below notes. A double bar line is present at the end of the system.

Second system of musical notation. Treble clef, bass clef, and a common time signature. The music continues with complex rhythmic patterns and fingerings. A double bar line is present at the end of the system.

Third system of musical notation. Treble clef, bass clef, and a common time signature. The music continues with complex rhythmic patterns and fingerings. A double bar line is present at the end of the system.

Fourth system of musical notation. Treble clef, bass clef, and a common time signature. The music continues with complex rhythmic patterns and fingerings. A double bar line is present at the end of the system.

Fifth system of musical notation. Treble clef, bass clef, and a common time signature. The music continues with complex rhythmic patterns and fingerings. A double bar line is present at the end of the system.

Neues Studienwerk für Klavier, das sich überall schnell einführte.

Carl Heinrich Döring, Op. 309.

Vier charakteristische und melodische

OKTAVEN-ETÜDEN: 1. Eilende Wolken ---- 2. Wandernde Zigeuner 3. Nord und Süd ----- 4. Liebesfrühling -----

==== Für jeden vorgeschrittenen Klavierspieler. ====

Text: Deutsch — Englisch — Französisch — Italienisch — Spanisch.

Preis kplt. M. 1.—.

Kritiken von Autoritäten auf dem Gebiete des Klavierspiels:

Herr Professor Josef Stiasny (Vorstand der Ed. Horakschen Musikschulen), Wien, schreibt: „Die im Verlage von J. Schubert & Co. erschienenen Oktavenetüden op. 309 verfolgen nicht nur den eigentlichen rein technischen Zweck, sondern sind als melodische Charakterstücke gedacht und zufolge ihrer reizenden Melodik zum Vortrage sehr geeignet. Ihrer großen Verwendbarkeit im Unterrichte wegen wurden diese Etüden in den Lehrplan der Ed. Horakschen (Franz Brixeschen) Musikschulen in Wien aufgenommen. Zur Popularisierung dieser wirklich schätzenswerten Etüden werde ich kräftigst beitragen.“

Herr Professor Gustav Schumann (Direktor der Rollfusschen Musik-Akademie) schreibt: „Der sehr hübsche poetische Inhalt dieser vier Etüden entspricht vollkommen den von Ihnen gewählten Überschriften: Eilende Wolken, Wandernde Zigeuner, Nord und Süd, Liebesfrühling. Da nun aber auch das Wesentlichste der für den Klavierspielenden so notwendigen Oktaventechnik darin behandelt wird, so eignen sie sich sowohl zum Vortrag, wie auch zu erstem technischen Studium. Sie bilden somit eine wertvolle Bereicherung der Oktavenliteratur und sind namentlich vorwärtstrebenden Spielern der Mittelstufe aufs wärmste zu empfehlen. Jedenfalls werde ich in meiner Schule reichlichen Gebrauch davon machen.“

Herr Direktor Richard Kaden (Pädagogische Musikschule), Dresden, schreibt: „Prof. Dörings Oktaven-Etüden, Opus 309, sind ausgesprochene Charakterstücke mit ansprechenden harmonischen, melodischen und dynamischen Wendungen, gleich geeignet, die Technik des Oktavenspiels als auch den musikalischen Vortrag zu fördern. Wir können das neue, jugendfrisch geschriebene Werk aus der bewährten Feder des Herrn Professors Hofrat Heinrich Döring, der einst für die Musik-Pädagogik überhaupt grundlegend gewirkt hat, allen Klavierlehrern und -Schülern, die es mit ihrer Kunst ernst nehmen, auf das wärmste empfehlen.“

Herr Professor O. Schmid schreibt im „Dresdner Journal“, Nr. 156: „Wenn der Senior unserer einheimischen Klavierpädagogen, Meister C. H. Döring, mit neuen Werken zu Unterrichtszwecken hervortritt, so wird man immer von neuem wieder Gelegenheit haben, auf die eminente musikpädagogische Begabung hinzuweisen, die ihm eigen ist. Das Lehrhafte in einer nicht nur jeder trocken pedantischen Art abholden Form, sondern geradezu in einer anregenden und unterhaltenden Gestaltung zu geben, kann man als seine Spezialkunst betrachten. Zeugnis von dieser Sonderbegabung legen auch wieder die Oktaven-Etüden op. 309 ab, die er soeben im Verlag von J. Schubert & Co., Leipzig, erscheinen ließ. Es sind das Musikstücke, die bereits die Beherrschung der rein technischen Seite des Oktavenspiels bis zu einem gewissen Grade voraussetzen, also das mechanisch-technische

Studium nicht mehr als Hauptzweck ins Auge fassen. „Eilende Wolken“, „Wandernde Zigeuner“, „Nord und Süd“ und „Liebesfrühling“ betitelt, vereinigen sie vielmehr den Etüdencharakter mit dem des musikalischen Charakterstücks in glücklichster Weise, zielen also ganz wesentlich auch dahin, den musikalischen Vortrag zu beleben.“

Herr Professor Julius Epstein, Wien, schreibt: „Die Oktaven-Etüden Opus 309, sind ausgezeichnet, nützlich und schön, wie alles von dem vortrefflichen Pädagogen und Komponisten C. H. Döring.“

Herr Seminarlehrer Emil Petzold, Bautzen, schreibt: „Die Bekanntschaft mit Dörings Oktaven-Etüden mir vermittelt zu haben, bin ich Ihnen besonders dankbar. Bei allem Etüdeninhalte sind doch die 4 Nummern Charakterstücke allerliebsten Genres, und ich werde nie versäumen, gerade auf dieses Werkchen an ganz geeigneter Stelle hinzuweisen.“

Herr Musikdirektor Ed. Steinwarz, Karlsruhe, schreibt: „Döring, Oktaven-Etüden und Erdstein, Valse caprice bedeuten eine wertvolle Bereicherung der Klavierliteratur; ich werde sie jedenfalls beim Unterricht gebrauchen.“

Herr Direktor M. Kaufmann, Karlsbad, schreibt: „Die Oktaven-Etüden haben so sehr meinen Beifall gefunden, daß ich das ausgezeichnete Werkchen in meiner Musikschule einführen werde. Die überaus glückliche Idee, das Oktavenstudium dem Schüler in Form von reizenden Vortragspielen zu versüßen, ist Herrn Döring so glänzend gelungen, daß man bestimmt annehmen kann, daß diese Form, im Gegensatz zu dem sonst so trockenem Studienmaterial, von den angehenden Klavierspielern mit Vergnügen und gerne geübt werden wird.“

Der große, deutliche Druck und die angenehme Fingersatzbezeichnung, welche dem Lehrer und dem Schüler den Unterricht erleichtert, empfehlen das Werk noch außerdem.

Die Rheinische Musik- und Theaterzeitung schreibt: „Der Verfasser bietet hier bequeme ausführbare, melodische, rhythmisch interessierende Oktavenstudien, die beim Unterrichte auf der Mittelstufe sehr begrüßt werden dürften.“


Die Musikpädagogischen Blätter (Klavierlehrer), Januar 1911, schreiben: „Diese 4 kleinen Oktavenstudien, denen der Autor die Überschriften „Eilende Wolken“, „Wandernde Zigeuner“, „Nord und Süd“ und „Liebesfrühling“ mitgab, sollen weniger dem mechanisch technischen Studium dienen; sie wenden sich an Spieler, die bereits tüchtige Technik im Oktavenspiel besitzen, denen die Studien aber Gelegenheit zur Erlangung eines musikalisch belebten Vortrages in der Oktaventechnik bieten. Sie enthalten bei klarem Aufbau und schlichter Harmonik hübsche melodische Elemente bei lebendiger Rhythmik und können warm empfohlen werden.“

Von demselben Autor erschienen früher folgende Unterrichtswerke:

Op. 42. 2 Sonaten in G- und C-dur à 1.50
Op. 166. 24 Etüden in stufenweiser Folge, zugleich „Vorstudien für C. Czernys Schule der Geläufigkeit“ Heft I —.75
Op. 166. Heft II/III à 1.50
Op. 255. 12 melodische Klavier-Etüden in fortschreitender Folge für den Unterrichtsgebrauch auf der Mittelstufe. 3 Hefte à 1.—

Op. 256. Lenzknospen. Fünf melodische und instruktive Vortragsstücke mittlerer Schwierigkeit à 2ms:
Nr. 1. Jetzt blüht's in allen Wipfeln. Nr. 2. Hinaus in den Wald à —.75
Nr. 3. Frühlingstraum. Nr. 4. Frühling lockt mit Sonnenschein à —.75
Nr. 5. Fest in der Waldschenke —.75

Verlag von J. Schubert & Co., Leipzig.



Nr. 2611/22.

Technische Studien

für Pianoforte

von

Franz Liszt.

Unter Redaktion von
Professor A. Winterberger.

Technical Studies

for the Pianoforte

by

Franz Liszt.

With a digest thereof by
Professor A. Winterberger.

Heft } I. II. III. IV. V. VI. VII. VIII. IX. X. XI. XII.
Book }

For the United States, the Copyright has been ceded
to a Citizen of that Country.

Ent. Stationer's Hall. Copyright Registry No. 3170.

Eingetragen in das Vereinsarchiv.

Eigentum der Verleger
J. Schuberth & Co
LEIPZIG

Technische Studien

für Pianoforte

von

Franz Liszt.

Inhaltsverzeichnis.

- HEFT I. Übungen zur Kräftigung und Unabhängigkeit der einzelnen Finger bei stillstehender Hand und Akkordstudien.
- " II. Vorstudien zu den Dur- und Moll-Skalen.
- " III. Skalen in Terzen- und Sexten-Lage. Springende oder durchbrochene Skalen.
- " IV. Chromatische Skalen und Übungen. Skalen in der Gegenbewegung.
- " V. Repetierende Terzen, Quarten und Sexten mit verschiedenem Fingersatz. Skalenartige Terzen-Übungen in gerader Bewegung und in der Gegenbewegung. Quarten- und Sexten-Übungen.
- " VI. Dur-, Moll- und chromatische Skalen in Terzen und Sexten.
- " VII. Sext-Akkord-Skalen mit verschiedenem Fingersatz. Springende oder durchbrochene Skalen in Terzen, Sexten und Sextakkorden. Chromatische Terzen, Quarten und Sexten. Oktaven-Skalen.
- " VIII. Gebrochene Oktaven. Springende oder durchbrochene Oktav-Skalen. Akkord-Studien. Triller in Terzen, Sexten, Quarten und Oktaven.
- " IX. Verminderte Septimen-Akkorde. Übungen bei stillstehender Handhaltung. Arpeggien oder gebrochene Akkorde.
- " X. Gebrochene Akkorde mit verschiedenen Fingersätzen durch alle Dur- und Moll-Skalen.
- " XI. Arpeggien in Terzen und Sexten mit verschiedenem Fingersatz.
- " XII. Oktaven-Übungen mit verschiedenem Fingersatz und Akkord-Übungen.

Technical Studies

for the Pianoforte

by

Franz Liszt.

Contents.

- BOOK I. Exercises for gaining strength and independence of each individual finger with quiet hand, and chord-studies.
- " II. Preparatory studies for the major and minor scales.
- " III. Scales in thirds and sixths. Arpeggios, or broken scales.
- " IV. Chromatic scales and exercises. Scales in contrary motion.
- " V. Repeated thirds, fourths and sixths, with various fingerings. Exercises in thirds (formed from scales) in parallel and contrary motion. Exercises in fourths and sixths.
- " VI. Major, minor and chromatic scales in double-thirds and -sixths.
- " VII. Scales in chords of the sixth with various fingerings. Arpeggios, or broken scales in double-thirds and -sixths, and chords of the sixth. Chromatic thirds, fourths and sixths. Octave scales, major and minor.
- " VIII. Broken octaves. Arpeggiated, or broken octave scales. Chord-studies. Shakes in thirds, sixths, fourths and octaves.
- " IX. Chords of the diminished seventh. Exercises with quiet hand. Arpeggios, or broken chords.
- " X. Broken chords with various fingerings throughout all major and minor scales.
- " XI. Arpeggios in thirds and in sixths with various fingerings.
- " XII. Octave-studies with various fingerings and chord-studies.

For the United States,
the Copyright has been ceded to a Citizen of that Country.

Ent. Stationer's Hall. London. Copyright Registry No. 3170.

Eingetragen in das Vereinsarchiv.

Technische Studien

für Pianoforte

von

Franz Liszt.

Heft VII.

Sext-Akkord-Skalen

mit verschiedenem Fingersatz.

Springende oder durchbrochene Skalen
in Terzen, Sexten und Sextakkorden.

Chromatische Terzen, Quarten und Sexten.

Technical Studies

for the Pianoforte

by

Franz Liszt.

Book VII.

Scales in chords.

of the sixth with various fingerings.

*Arpeggios, or broken scales in double-thirds
and-sixths, and chords of the sixth.*

Chromatic thirds, fourths and sixths.

The first system of the musical score consists of two staves. The upper staff is in treble clef and the lower staff is in bass clef. The time signature is 3/4. The music features a series of chords in the right hand and single notes in the left hand. Fingerings are indicated by numbers 1-5 above and below notes. A dotted line with the number '8' above it spans across the first two measures of the right hand.

The second system continues the piece with two staves. It includes a star symbol (*) above the first measure of the right hand. The music consists of chords and single notes with various fingerings indicated.

The third system continues with two staves, featuring chords and single notes with fingerings indicated.

The fourth system concludes the piece with two staves, featuring chords and single notes with fingerings indicated.

*) Die richtige Verwendung des 2. Fingers in der linken und rechten Hand ist als selbstverständlich angenommen.

*) The proper application of the 2nd finger of the left and right hand is taken for granted.

The first system of musical notation consists of a grand staff with a treble clef on the upper staff and a bass clef on the lower staff. The key signature has two flats (B-flat and E-flat). The music is primarily composed of chords and chordal textures. The right hand (treble clef) features chords with notes G, B-flat, and D-flat, often with a 4 or 5 above them. The left hand (bass clef) features chords with notes G, B-flat, and D-flat, often with a 5 or 4 below them. There are some melodic fragments interspersed within the chordal textures.

The second system of musical notation continues the piece. It features similar chordal textures in both hands. The right hand has chords with notes G, B-flat, and D-flat, and the left hand has chords with notes G, B-flat, and D-flat. There are some changes in the voicing of the chords and some melodic movement in the right hand.

The third system of musical notation shows a continuation of the chordal texture. The right hand has chords with notes G, B-flat, and D-flat, and the left hand has chords with notes G, B-flat, and D-flat. There are some changes in the voicing of the chords and some melodic movement in the right hand.

The fourth system of musical notation continues the piece. It features similar chordal textures in both hands. The right hand has chords with notes G, B-flat, and D-flat, and the left hand has chords with notes G, B-flat, and D-flat. There are some changes in the voicing of the chords and some melodic movement in the right hand.

The fifth system of musical notation concludes the piece. It features similar chordal textures in both hands. The right hand has chords with notes G, B-flat, and D-flat, and the left hand has chords with notes G, B-flat, and D-flat. There are some changes in the voicing of the chords and some melodic movement in the right hand.

The first system of music consists of two staves. The treble staff features a sequence of chords and intervals with fingering numbers 4, 5, 4, 5, 5, 4, 4, 5, 5, 4, 4, 5, 4, 3, 5, 4, 3, 4, 5, 4, 3, 5, 4, 3, 4. The bass staff has corresponding chords and intervals with fingering numbers 5, 4, 5, 4, 5, 4, 5, 4, 5, 4, 5, 4, 3, 4, 5, 4, 5, 4, 5, 4, 5, 4, 5, 4, 5.

The second system of music consists of two staves. The treble staff has fingering numbers 4, 5, 4, 5, 4, 5, 5, 4, 5, 4, 3, 5, 4, 3, 5, 4, 3, 5, 4, 3, 5, 4, 3, 5, 4, 3. The bass staff has fingering numbers 5, 4, 5, 3, 4, 5, 4, 3, 5, 4, 3, 4, 5, 4, 3, 4, 5, 4, 3, 4, 5, 3, 4, 5, 3, 4, 5.

The third system of music consists of two staves. The treble staff has fingering numbers 4, 5, 4, 5, 5, 4, 5, 4, 5, 4, 3, 5, 4, 3, 5, 4, 3, 5, 4, 3, 5, 4, 3, 5, 4, 3. The bass staff has fingering numbers 5, 4, 5, 4, 5, 4, 5, 4, 5, 4, 3, 4, 5, 4, 3, 4, 5, 4, 3, 4, 5, 4, 3, 4, 5, 4, 5.

The fourth system of music consists of two staves. The treble staff has fingering numbers 4, 5, 4, 5, 4, 5, 4, 5, 4, 5, 4, 3, 5, 4, 3, 5, 4, 3, 5, 4, 3, 5, 4, 3, 5, 4, 3. The bass staff has fingering numbers 5, 4, 5, 4, 5, 4, 5, 4, 5, 4, 3, 4, 5, 4, 3, 4, 5, 4, 3, 4, 5, 4, 3, 4, 5, 4, 5.

The fifth system of music consists of two staves. The treble staff has fingering numbers 4, 5, 4, 5, 4, 5, 4, 5, 4, 5, 4, 3, 5, 4, 3, 5, 4, 3, 5, 4, 3, 5, 4, 3, 5, 4, 3. The bass staff has fingering numbers 5, 4, 5, 4, 5, 4, 5, 4, 5, 4, 3, 4, 5, 4, 3, 4, 5, 4, 3, 4, 5, 4, 3, 4, 5, 4, 5.

The first system of musical notation consists of two staves. The upper staff is in treble clef and the lower staff is in bass clef. Both staves are in the key of D major (two sharps). The music features a series of chords and arpeggiated figures. Fingerings are indicated by numbers 3, 4, and 5. Slurs are used to group notes across measures. The system concludes with a double bar line.

The second system of musical notation continues the piece. It features similar chordal and arpeggiated patterns. Fingerings are indicated by numbers 3, 4, and 5. Slurs are used to group notes across measures. The system concludes with a double bar line.

The third system of musical notation continues the piece. It features similar chordal and arpeggiated patterns. Fingerings are indicated by numbers 3, 4, and 5. Slurs are used to group notes across measures. The system concludes with a double bar line.

The fourth system of musical notation continues the piece. It features similar chordal and arpeggiated patterns. Fingerings are indicated by numbers 3, 4, and 5. Slurs are used to group notes across measures. The system concludes with a double bar line.

The fifth system of musical notation continues the piece. It features similar chordal and arpeggiated patterns. Fingerings are indicated by numbers 3, 4, and 5. Slurs are used to group notes across measures. The system concludes with a double bar line.

The first system of musical notation consists of two staves. The treble staff contains a series of chords and a trill. The bass staff contains a series of chords and a trill. Fingerings are indicated by numbers 3, 4, and 5. The key signature has two sharps (F# and C#).

The second system of musical notation consists of two staves. The treble staff contains a series of chords and a trill. The bass staff contains a series of chords and a trill. Fingerings are indicated by numbers 3, 4, and 5. The key signature has two sharps (F# and C#).

The third system of musical notation consists of two staves. The treble staff contains a series of chords and a trill. The bass staff contains a series of chords and a trill. Fingerings are indicated by numbers 3, 4, and 5. The key signature has two sharps (F# and C#).

The fourth system of musical notation consists of two staves. The treble staff contains a series of chords and a trill. The bass staff contains a series of chords and a trill. Fingerings are indicated by numbers 3, 4, and 5. The key signature has two sharps (F# and C#).

The fifth system of musical notation consists of two staves. The treble staff contains a series of chords and a trill. The bass staff contains a series of chords and a trill. Fingerings are indicated by numbers 3, 4, and 5. The key signature has two sharps (F# and C#).

Hier mag sich der Spieler den seiner Hand angemessenen Fingersatz nach dem vorhergehenden auswählen, oder nach eigenem Ermessen selbst notieren.

Ici le joueur peut choisir le doigté convenable à sa main, d'après ce qui précède, ou noter le doigté à son propre avis.

Here the player may choose, after the preceding, the fingering which is most convenient to his hand, or he may insert it according to his judgment.

Aquí el ejercitante puede escoger, según lo que precede, la digitación conveniente á su mano, ó notarla á su propio ver.

The first system of musical notation consists of two staves. The upper staff is in treble clef and the lower staff is in bass clef. Both staves are in a key signature of one flat (B-flat). The music features a complex texture of chords and arpeggiated figures. The upper staff begins with a series of chords, followed by a more active melodic line. The lower staff provides a harmonic foundation with chords and some moving lines.

The second system of musical notation continues the piece. It features a key signature change to two flats (B-flat and E-flat) in the middle of the system. The texture remains dense with chords and arpeggios. The upper staff shows some chromatic movement, and the lower staff continues with a steady accompaniment.

The third system of musical notation returns to the one-flat key signature. The music continues with a similar texture of chords and arpeggiated patterns. The upper staff has a more active melodic line, while the lower staff provides a consistent harmonic support.

The fourth system of musical notation features a key signature change to two flats (B-flat and E-flat) in the middle. The texture is dense with chords and arpeggios. The upper staff shows some chromatic movement, and the lower staff continues with a steady accompaniment.

The fifth system of musical notation returns to the one-flat key signature. The music concludes with a series of chords and arpeggiated patterns. The upper staff has a more active melodic line, while the lower staff provides a consistent harmonic support.

First system of musical notation, featuring a grand staff with treble and bass clefs. The music is in a key with three flats (B-flat, E-flat, A-flat) and consists of several measures of chords and melodic lines.

Second system of musical notation, continuing the piece with similar chordal and melodic structures in the grand staff.

Third system of musical notation, showing further development of the musical themes.

Fourth system of musical notation, including a section marked with a dashed line and the letter 'S' above it, indicating a specific musical feature or section.

Fifth system of musical notation, concluding the page with final chords and melodic phrases.

First system of musical notation, featuring a grand staff with treble and bass clefs. The key signature is three flats (B-flat, E-flat, A-flat). The music consists of chords and melodic lines in both hands.

Second system of musical notation, continuing the piece. It includes a key signature change to two flats (B-flat, E-flat) in the middle of the system.

Third system of musical notation, with a key signature change to two sharps (F-sharp, C-sharp).

Fourth system of musical notation, continuing the piece with the two-sharp key signature.

Fifth system of musical notation, concluding the piece with the two-sharp key signature.

The first system of musical notation consists of two staves. The upper staff is in treble clef and the lower staff is in bass clef. Both staves are in the key of D major, indicated by two sharps (F# and C#). The music features a complex texture with many beamed eighth and sixteenth notes, creating a dense, rhythmic accompaniment. A fermata is placed over the final measure of the system.

The second system of musical notation continues the piece with two staves in treble and bass clefs. The key signature remains D major. The notation is dense with beamed notes, and the system concludes with a fermata.

The third system of musical notation consists of two staves in treble and bass clefs. The key signature is D major. The music continues with intricate rhythmic patterns and a fermata at the end.

The fourth system of musical notation consists of two staves in treble and bass clefs. The key signature is D major. The notation is dense with beamed notes, and the system concludes with a fermata.

The fifth and final system of musical notation on the page consists of two staves in treble and bass clefs. The key signature is D major. The music continues with intricate rhythmic patterns and a fermata at the end.

First system of musical notation, featuring a grand staff with treble and bass clefs. The music consists of chords and melodic lines in a key with one sharp (F#).

Second system of musical notation, continuing the piece with similar chordal and melodic structures in the same key.

Third system of musical notation, showing a transition to a key with two flats (Bb) and a more complex melodic line in the treble clef.

Fourth system of musical notation, continuing the piece with dense chordal textures in the Bb key.

Fifth system of musical notation, concluding the piece with sustained chords and melodic fragments in the Bb key.

This page of musical notation consists of eight staves. The first staff features a series of chords with fingerings written above and below the notes. A dashed box encloses the first two measures of this staff. The second staff begins with a '5' above the first measure. The third, fourth, fifth, and sixth staves continue the chordal sequence. The seventh staff includes fingerings '3 1', '4 2', and '3 1' above the notes. The eighth staff has fingerings '2 4', '1 3', and '3 4' written below the notes.

This musical score consists of ten staves of music. The first four staves are in a key signature of three flats (B-flat major or D-flat minor) and feature a melodic line with various fingerings indicated by numbers 1-5. The fifth and sixth staves are in a key signature of three sharps (F# major or C# minor) and feature a more complex melodic line with many accidentals. The seventh and eighth staves are in a key signature of three sharps and feature a melodic line with many accidentals. The ninth and tenth staves are in a key signature of three sharps and feature a melodic line with many accidentals. The score includes various musical notations such as treble and bass clefs, stems, beams, and slurs. Fingerings are indicated by numbers 1-5 above or below notes. Some notes have 'x' marks above them, possibly indicating natural harmonics or specific techniques. The music is written in a style typical of guitar sheet music.

This musical score is for guitar, featuring six staves of music. The first four staves consist of chords and arpeggiated patterns, with some sections marked with an '8' and a dashed line, likely indicating an 8-measure phrase. The fifth and sixth staves contain more complex melodic and harmonic lines with detailed fingerings. The key signature is one sharp (F#), and the time signature is 4/4. Fingerings are indicated by numbers 1-5 above or below notes. Some notes have accidentals (sharps and naturals).

Musical staff 1: Treble clef, key signature of one sharp (F#), 4/4 time signature. The staff contains a complex melodic line with many accidentals and a double bar line at the end.

Musical staff 2: Bass clef, key signature of one sharp (F#), 4/4 time signature. The staff contains a complex bass line with many accidentals and a double bar line at the end.

Musical staff 3: Treble clef, key signature of one sharp (F#), 4/4 time signature. The staff contains a complex melodic line with many accidentals and a double bar line at the end.

Musical staff 4: Bass clef, key signature of one sharp (F#), 4/4 time signature. The staff contains a complex bass line with many accidentals and a double bar line at the end.

Musical staff 5: Treble clef, key signature of one sharp (F#), 4/4 time signature. The staff contains a complex melodic line with many accidentals and a double bar line at the end.

Musical staff 6: Treble clef, key signature of one sharp (F#), 4/4 time signature. The staff contains a complex melodic line with many accidentals and a double bar line at the end.

Musical staff 7: Treble clef, key signature of one sharp (F#), 4/4 time signature. The staff contains a complex melodic line with many accidentals and a double bar line at the end.

First system of musical notation. It consists of a grand staff with a treble clef on the upper staff and a bass clef on the lower staff. The music is written in a key signature of one flat (B-flat). The upper staff contains a series of chords and intervals, with fingerings indicated by numbers 1-5 above the notes. The lower staff contains a bass line with similar fingerings. A dashed line with the number '8' is positioned above the first measure of the upper staff.

Second system of musical notation. It consists of a grand staff with a treble clef on the upper staff and a bass clef on the lower staff. The music is written in a key signature of one flat (B-flat). The upper staff contains a series of chords and intervals, with fingerings indicated by numbers 1-5 above the notes. The lower staff contains a bass line with similar fingerings. A dashed line with the number '8' is positioned above the first measure of the upper staff.

Third system of musical notation. It consists of a grand staff with a treble clef on the upper staff and a bass clef on the lower staff. The music is written in a key signature of one flat (B-flat). The upper staff contains a series of chords and intervals, with fingerings indicated by numbers 1-5 above the notes. The lower staff contains a bass line with similar fingerings. A dashed line with the number '8' is positioned above the first measure of the upper staff.

Fourth system of musical notation. It consists of a grand staff with a treble clef on the upper staff and a bass clef on the lower staff. The music is written in a key signature of one flat (B-flat). The upper staff contains a series of chords and intervals, with fingerings indicated by numbers 1-5 above the notes. The lower staff contains a bass line with similar fingerings. A dashed line with the number '8' is positioned above the first measure of the upper staff.

System 1: Treble and bass clefs with fingerings. Treble clef fingerings: 3 2 3 1, 4 1 4 2, 3 1, 4 2, 3 1, 4 2, 3 1, 4 2, 3 1, 4 2, 5 3, 3 1. Bass clef fingerings: 2 4 1 4, 1 3 2 3, 2 4 1 4, 1 3 2 3, 2 4 1 4, 2 4, 1 3, 3 5, 2 4, 1 3, 2 4, 1 3, 2 4, 3 5, 1 3, 2 4, 1 3, 2 4, 3 5, 1 3, 2 4.

System 2: Treble and bass clefs with fingerings. Treble clef fingerings: 3 2 3 1, 4 1 4 2, 3 1, 4 2, 3 1, 4 2, 3 1, 4 2, 3 1, 4 2, 5 3, 3 1. Bass clef fingerings: 1 5, 2 4, 1 3, 3 5, 2 4, 1 3, 2 4, 1 3, 3 5, 2 4, 1 3, 2 4, 1 3, 2 4, 3 5, 1 3, 2 4, 1 3, 2 4, 3 5, 1 3, 2 4.

System 3: Treble and bass clefs with fingerings. Treble clef fingerings: 4 2, 5 1, 3 1, 4 2, 3 1, 4 2, 3 1, 4 2, 5 3, 3 1. Bass clef fingerings: 1 3, 2 4, 1 3, 2 4, 3 5, 2 4, 1 3, 2 4, 3 5, 1 3, 2 4, 3 5, 1 3, 2 4, 1 3, 3 5, 2 4, 1 3, 2 4, 1 3, 3 5, 2 4, 1 3, 2 4.

System 4: Treble and bass clefs with fingerings. Treble clef fingerings: 4 2, 3 1, 5 3, 4 2, 3 1, 4 2, 3 1, 4 2, 3 1, 5 3, 4 2, 3 1. Bass clef fingerings: 1 3, 2 4, 1 3, 3 5, 2 4, 1 3, 2 4, 1 3, 3 5, 2 4, 1 3, 2 4, 1 3, 3 5, 2 4, 1 3, 2 4, 1 3, 3 5, 2 4, 1 3, 2 4, 1 3, 3 5, 2 4, 1 3, 2 4.

3 1 4 2 5 1 3 1 4 2 5 1 4 2 5 1 3 2 4 1 5 1 4 2

5 1 4 2 5 1 4 1 3 2 5 1 4 2 5 1 4 2 3 1 5 1 4 2

3 1 9 1 3 2 1 3 1 3 1 3

1 2 1 2 1 2 1 2 1 2 3 1 2 1

3 1 4 2 5 1 3 1 4 2 5 1 4 2 5 1 3 2 4 1 5 1 4 2

5 1 4 2 5 1 3 1 4 2 5 1 4 2 5 1 3 2 4 1 5 1 4 2

3

2 1 3

5 1 4 2 5 1 4 2 3 2 5 1 4 2 5 1 4 2 3 1 5 1 4 2

5 1 4 2 5 1 4 1 3 2 5 1 4 2 5 1 4 2 3 1 5 1 4 2 3 1

2 3 1 2

1 2 3 1 2 1 2 3 1 2 1 2

3 2 1 3 1 3 2 1 3 1 3 2

1 2 1 2 1 2 1 2 1 2 1 2

1 2 1 1 2 1 2 1 1 2 1 2

3 4 5 4 3 5 4 5 4 3 5 4

1 2 1 1 2 1 2 1 1 2 1 2

3 4 5 4 3 4 3 4 3 4 5 4

1 2 1 2 1 1 2 1 2 1 1 2 4

1 2 1 2 1 2 1 2 1 2 1 2 4

1 2 1 2 1 2 1 2 1 2 1 2 4

1 2 1 2 1 2 1 2 1 2 1 2 4

1 3 1 3 1 3 2 1 3 1 3 2 1

1 2 1 4 5 1 4 3 1 4 3 2 4 1 5 2 4

1 2 1 4 5 1 4 3 1 4 3 2 4 1 5 2 4

1 2 1 4 5 1 4 3 1 4 3 2 4 1 5 2 4

3 1 4 2 3 1 4 1 5 2 3 1 4 2 3 1 4 2 5 1 3 1 4 2

2 4 1 3 2 4 1 3 2 4 1 3 1 5 2 4 1 3 2 4 1 3 2 4

2 4 1 3 2 4 1 3 2 4 1 3 1 5 2 4 1 3 2 4 1 3 2 4

2 4 1 3 2 4 1 3 2 4 1 3 1 5 2 4 1 3 2 4 1 3 2 4

3 1 4 2 3 1 4 1 5 2 3 1 4 2 3 1 4 2 5 1 3 1 4 2

2 4 1 3 2 4 1 3 2 4 1 3 1 5 2 4 1 3 2 4 1 3 2 4

2 4 1 3 2 4 1 3 2 4 1 3 1 5 2 4 1 3 2 4 1 3 2 4

2 4 1 3 2 4 1 3 2 4 1 3 1 5 2 4 1 3 2 4 1 3 2 4

5 1 4 2 3 1 5 1 4 2 3 1 4 2 3 1 5 2 4 1 3 1 4 2

1 4 2 5 1 3 2 4 1 3 2 1 1 5 1 3 2 4 1 3 2 4 1 3

1 4 2 5 1 3 2 4 1 3 2 1 1 5 1 3 2 4 1 3 2 4 1 3

1 4 2 5 1 3 2 4 1 3 2 1 1 5 1 3 2 4 1 3 2 4 1 3

System 1: Treble and bass staves with fingerings. Treble clef: 3 1, 4 2, 3 1, 4 2, 3 1, 4 2, 3 1, 4 2, 3 1, 4 2, 3 1, 4 2. Bass clef: 2 4, 1 3, 2 4, 1 3, 2 4, 1 3, 2 4, 1 3, 2 4, 1 3, 2 4, 1 3. Below the bass staff: 2 5, 1 4, 2 5, 1 4, 2 5, 1 4, 2 5, 1 4, 2 5, 1 4, 2 5, 1 4.

System 2: Treble and bass staves with fingerings. Treble clef: 4 2, 3 1, 4 2, 3 1, 4 2, 3 1, 5 1, 4 2, 3 1, 4 2, 3 1, 4 2, 3 1, 4 2, 3 1, 4 2, 3 1. Bass clef: 2 4, 1 3, 2 4, 1 3, 2 4, 1 3, 2 4, 1 3, 2 4, 1 3, 2 4, 1 3, 2 4, 1 3, 2 4, 1 3. Below the bass staff: 2 5, 1 4, 2 5, 1 4, 1 3, 2 5, 1 4, 2 5, 1 4, 1 5, 2 4, 1 3.

System 3: Treble and bass staves with fingerings. Treble clef: 4 1, 5 2, 3 1, 4 2, 3 1, 4 2, 5 1, 3 1, 4 2, 3 1, 4 2, 3 1, 4 2, 3 1, 5 2, 3 1, 4 2, 3 1, 5 2. Bass clef: 2 4, 1 3, 2 4, 1 3, 2 4, 1 3, 2 4, 1 3, 2 4, 1 3, 2 4, 1 3, 2 4, 1 3, 2 4, 1 3, 2 4, 1 3, 2 4, 1 3. Below the bass staff: 2 5, 1 4, 2 5, 1 4, 1 3, 2 5, 1 4, 2 5, 1 4, 1 5, 2 4, 1 3.

System 4: Treble and bass staves with fingerings. Treble clef: 4 1, 3 1, 4 2, 3 1, 4 2, 3 1, 5 1, 4 2, 3 1, 4 2, 3 1, 5 2, 4 1. Bass clef: 2 4, 1 3, 2 4, 1 3, 2 4, 1 3, 2 4, 1 3, 2 4, 1 3, 2 4, 1 3, 2 4, 1 3, 2 4, 1 3, 2 4, 1 3, 2 4, 1 3. Below the bass staff: 2 5, 1 4, 2 5, 1 4, 1 3, 2 5, 1 4, 2 5, 1 3, 2 5, 1 3, 2 5.

System 5: Treble and bass staves with fingerings. Treble clef: 5 2, 4 1, 5 1, 4 2, 5 1, 5 2, 4 1, 5 2, 4 1, 5 1, 4 2, 5 1, 4 2, 5 1, 4 1, 5 2, 4 1, 5 1, 4 2, 5 1, 4 1, 5 1, 4 1. Bass clef: 2 4, 1 3, 2 4, 1 3, 2 4, 1 3, 2 4, 1 3, 2 4, 1 3, 2 4, 1 3, 2 4, 1 3, 2 4, 1 3, 2 4, 1 3, 2 4, 1 3, 2 4, 1 3, 2 4, 1 3. Below the bass staff: 1 5, 2 4, 1 3, 1 4, 2 3, 1 5, 2 4, 1 3, 1 4, 2 3, 1 5, 2 4, 1 3, 1 4, 2 3, 1 5, 2 4, 1 3, 2 4, 1 5, 2 4, 1 3, 2 4.

5 2 4 1 5 1 4 2 5 1 5 2 4 1 5 2 4 1 5 1 5 2 5 1

5 2 4 1 5 1 4 2 5 1 5 2 4 1 5 2 4 1 5 1 4 2 5 1

1 3 2 4

5 2 4 1 5 1 4 2 5 1 5 2 4 1 5 2 4 1 5 1 4 2 5 1

5 2 4 1 5 1 4 2 5 1 5 2 4 1 5 2 4 1 5 1 4 2 5 1

1 3

5 1 4 1 5 2 4 1 5 2 3 1 4 2 5 1 4 1 5 2 3 1 4 2 5 1

5 1 4 1 5 2 4 1 5 2 3 1 4 2 5 1 4 1 5 2 3 1 4 2 5 1

1 5 2 5 4 2 1 5 2 4 1 5 2 5 4 1 3 4 2 5 1 4 2 5 4 2 5 1

5 1 4 1 5 2 4 1 5 2 3 1 4 2 5 1 4 1 5 2 3 1 4 2 5 1

5 1 4 1 5 2 4 1 5 2 3 1 4 2 5 1 4 1 5 2 3 1 4 2 5 1

1 5 2 5 4 2 1 5 2 4 1 5 2 5 4 1 3 4 2 5 1 4 2 5 4 2 5 1

3 1 4 2 3 1 5 2 4 1 5 1 4 2 5 1 4 2 3 1 5 2 4 1 5 1

3 1 4 2 3 1 5 2 4 1 5 1 4 2 5 1 4 2 3 1 5 2 4 1 5 1

1 3 4 2 5 1 3 2 4 1 5 2 4 1 5 4 2 5 1 4 2 5 1 4 2 5 1 4

Oktaven-Skalen in Dur und Moll.

Gammes majeures et mineures par octaves.

Octave scales, major and minor.

Escalas de octavas, mayor y menor.

5
1

5 4 5 4
5 4 5 4

System 1: Treble and bass clefs. The music consists of a continuous eighth-note accompaniment pattern in both hands, with a steady eighth-note bass line and a treble line of eighth-note chords.

System 2: Treble and bass clefs. The treble clef has a melodic line with a dotted quarter note followed by an eighth note, and a slur over a group of notes. The bass clef has a steady eighth-note accompaniment. A dashed box highlights a section of the treble line.

System 3: Treble and bass clefs. The treble clef has a melodic line with complex fingering (5, 5, 4, 5) and a slur. The bass clef has a steady eighth-note accompaniment with fingering (4, 5, 5, 5). A dashed box highlights a section of the treble line.

System 4: Treble and bass clefs. The treble clef has a melodic line with a slur and fingering (1). The bass clef has a steady eighth-note accompaniment with fingering (1, 4, 1, 4).

System 5: Treble and bass clefs. The treble clef has a melodic line with a slur and fingering (1). The bass clef has a steady eighth-note accompaniment with fingering (1, 4, 1, 4).

System 1: Treble and bass clefs. Treble clef has a key signature of two sharps (F# and C#). Bass clef has a key signature of two sharps (F# and C#). The system contains two measures. The first measure has a treble clef staff with a dotted quarter note followed by an eighth note, and a bass clef staff with a dotted quarter note followed by an eighth note. The second measure has a treble clef staff with a dotted quarter note followed by an eighth note, and a bass clef staff with a dotted quarter note followed by an eighth note. There are fingerings '4' and '5' indicated.

System 2: Treble and bass clefs. Treble clef has a key signature of one flat (Bb). Bass clef has a key signature of one flat (Bb). The system contains two measures. The first measure has a treble clef staff with a dotted quarter note followed by an eighth note, and a bass clef staff with a dotted quarter note followed by an eighth note. The second measure has a treble clef staff with a dotted quarter note followed by an eighth note, and a bass clef staff with a dotted quarter note followed by an eighth note. There are fingerings '4' and '5' indicated.

System 3: Treble and bass clefs. Treble clef has a key signature of two sharps (F# and C#). Bass clef has a key signature of two sharps (F# and C#). The system contains two measures. The first measure has a treble clef staff with a dotted quarter note followed by an eighth note, and a bass clef staff with a dotted quarter note followed by an eighth note. The second measure has a treble clef staff with a dotted quarter note followed by an eighth note, and a bass clef staff with a dotted quarter note followed by an eighth note. There are fingerings '4', '5', and '3' indicated.

System 4: Treble and bass clefs. Treble clef has a key signature of two sharps (F# and C#). Bass clef has a key signature of two sharps (F# and C#). The system contains two measures. The first measure has a treble clef staff with a dotted quarter note followed by an eighth note, and a bass clef staff with a dotted quarter note followed by an eighth note. The second measure has a treble clef staff with a dotted quarter note followed by an eighth note, and a bass clef staff with a dotted quarter note followed by an eighth note. There are fingerings '4', '3', and '4' indicated.

System 5: Treble and bass clefs. Treble clef has a key signature of two sharps (F# and C#). Bass clef has a key signature of two sharps (F# and C#). The system contains two measures. The first measure has a treble clef staff with a dotted quarter note followed by an eighth note, and a bass clef staff with a dotted quarter note followed by an eighth note. The second measure has a treble clef staff with a dotted quarter note followed by an eighth note, and a bass clef staff with a dotted quarter note followed by an eighth note. There are fingerings '4', '3', and '4' indicated.

System 1 of a piano score. It features a treble and bass staff with complex rhythmic patterns. The treble staff contains several groups of beamed eighth notes, some with fingerings like 1, 3, 4 and 4, 3, 4. The bass staff has similar patterns with fingerings like 4, 3, 4 and 4, 3, 4. A dashed box labeled 'S' spans the first two measures of the treble staff.

System 2 of a piano score. The treble staff shows groups of beamed eighth notes with fingerings such as 3, 4 and 4, 3, 4. The bass staff has patterns with fingerings like 4, 4, 3 and 4, 3, 4. A dashed box labeled 'S' is present in the treble staff.

System 3 of a piano score. The treble staff features beamed eighth notes with fingerings like 4, 3, 4 and 4, 3, 4. The bass staff has patterns with fingerings like 4, 3, 4 and 4, 3, 4. A dashed box labeled 'S' is present in the treble staff.

System 4 of a piano score. The treble staff contains beamed eighth notes with fingerings like 3, 4, 5, 4 and 4, 5, 4, 3. The bass staff has patterns with fingerings like 4, 3, 4, 4, 3 and 4, 3, 4, 3. A dashed box labeled 'S' is present in the treble staff.

System 5 of a piano score. The treble staff shows beamed eighth notes with fingerings like 3, 4, 4 and 4, 3, 4. The bass staff has patterns with fingerings like 4, 3, 4, 3 and 4, 3, 4, 3. A dashed box labeled 'S' is present in the treble staff.

System 1 of a piano piece. It features a treble and bass staff with a key signature of three sharps (F#, C#, G#) and a common time signature. The music consists of intricate sixteenth-note passages. A dashed box labeled '8' spans the first two measures of the treble staff. Fingering numbers (1, 3, 4) are placed below the notes.

System 2 of the piano piece. It continues the treble and bass staves with the same key signature and time signature. A dashed box labeled '8' spans the first two measures of the treble staff. Fingering numbers (1, 3, 4, 5) are visible below the notes.

System 3 of the piano piece. The key signature changes to two flats (Bb, Eb) and the time signature remains common time. The music continues with complex sixteenth-note patterns. Fingering numbers (1, 3, 4) are present.

System 4 of the piano piece. It continues the two-flat key signature and common time signature. The notation includes various sixteenth-note groupings and fingering numbers (1, 3, 4).

System 5 of the piano piece. It continues the two-flat key signature and common time signature. A dashed box labeled '8' spans the first two measures of the treble staff. Fingering numbers (1, 3, 4) are shown.

System 1: Treble and bass clefs. Treble clef contains a complex melodic line with many beamed eighth notes and sixteenth notes, featuring fingerings 4, 3, 4, 4, 3, 4, 4, 3, 4, 3, 4, 3, 4. Bass clef contains a similar complex line with fingerings 4, 3, 4, 4, 3, 4, 3, 4, 3, 4, 3, 4. A dashed box labeled '8' spans the first four measures.

System 2: Treble and bass clefs. Treble clef contains a complex melodic line with many beamed eighth notes and sixteenth notes, featuring fingerings 4, 4, 4, 4, 4, 4, 4, 4, 4, 4, 4, 4, 4. Bass clef contains a similar complex line with fingerings 4, 4, 4, 4, 4, 4, 4, 4, 4, 4, 4, 4, 4. A dashed box labeled '8' spans the first four measures.

System 3: Treble and bass clefs. Treble clef contains a complex melodic line with many beamed eighth notes and sixteenth notes, featuring fingerings 4, 4, 4, 4, 4, 4, 4, 4, 4, 4, 4, 4, 4. Bass clef contains a similar complex line with fingerings 4, 4, 4, 4, 4, 4, 4, 4, 4, 4, 4, 4, 4. A dashed box labeled '8' spans the first four measures.

System 4: Treble and bass clefs. Treble clef contains a complex melodic line with many beamed eighth notes and sixteenth notes, featuring fingerings 4, 4, 4, 4, 4, 4, 4, 4, 4, 4, 4, 4, 4. Bass clef contains a similar complex line with fingerings 4, 4, 4, 4, 4, 4, 4, 4, 4, 4, 4, 4, 4.

System 5: Treble and bass clefs. Treble clef contains a complex melodic line with many beamed eighth notes and sixteenth notes, featuring fingerings 4, 3, 4, 3, 4, 3, 4, 3, 4, 3, 4, 3, 4. Bass clef contains a similar complex line with fingerings 5, 4, 3, 4, 3, 4, 3, 4, 3, 4, 3, 4, 3, 4. A dashed box labeled '8' spans the first four measures.

Oktav - Akkord - Studien.

Études en accords d'octave.

Octave chord studies.

Ejercicios de acordes en octavas.

First system of musical notation, featuring a grand staff with treble and bass clefs. The music consists of dense chordal textures and arpeggiated patterns in both hands, with a key signature of one flat and a common time signature.

Second system of musical notation, continuing the piece with similar dense chordal textures and arpeggiated patterns in both hands. The key signature changes to two sharps.

Third system of musical notation, continuing the piece with similar dense chordal textures and arpeggiated patterns in both hands. The key signature changes to one flat.

Fourth system of musical notation, featuring a grand staff with treble and bass clefs. A first ending bracket labeled '8' spans the first two measures of the system. The music consists of dense chordal textures and arpeggiated patterns in both hands, with a key signature of two sharps.

Fifth system of musical notation, featuring a grand staff with treble and bass clefs. A first ending bracket labeled '8' spans the first two measures of the system. The music consists of dense chordal textures and arpeggiated patterns in both hands, with a key signature of two sharps.

First system of musical notation, consisting of a grand staff with treble and bass clefs. The music is in a key with three sharps (F#, C#, G#) and features a complex, rhythmic texture with many beamed notes and chords.

Second system of musical notation, continuing the piece with similar complex textures and rhythmic patterns.

Third system of musical notation, featuring a dashed line with the number '8' above it, indicating an eighth-note pattern or a specific rhythmic grouping.

Fourth system of musical notation, continuing the complex texture with various rhythmic groupings.

Fifth system of musical notation, the final system on the page, ending with a double bar line and repeat signs.

First system of musical notation, featuring a treble and bass clef with a key signature of three sharps (F#, C#, G#). The music consists of dense chordal textures and melodic lines. A first ending bracket labeled '8' spans the first four measures.

Second system of musical notation, continuing the piece with the same key signature. It features similar dense chordal textures. A first ending bracket labeled '8' spans the first four measures.

Third system of musical notation, continuing the piece with the same key signature. It features similar dense chordal textures. A first ending bracket labeled '8' spans the first four measures.

Fourth system of musical notation, featuring a key signature change to three flats (Bb, Eb, Ab). The music continues with dense chordal textures. A first ending bracket labeled '8' spans the first four measures.

Fifth system of musical notation, continuing in the key of three flats. It features similar dense chordal textures. A first ending bracket labeled '8' spans the first four measures.

System 1 of a piano score. It features a treble and bass clef with a key signature of three flats. The music consists of dense chordal textures and arpeggiated patterns. A dashed box labeled '8' spans the first two measures of the treble staff.

System 2 of a piano score. It features a treble and bass clef with a key signature of three flats. The music consists of dense chordal textures and arpeggiated patterns. A dashed box labeled '8' spans the first two measures of the treble staff.

System 3 of a piano score. It features a treble and bass clef with a key signature of three flats. The music consists of dense chordal textures and arpeggiated patterns. A dashed box labeled '8' spans the first two measures of the treble staff.

System 4 of a piano score. It features a treble and bass clef with a key signature of three flats. The music consists of dense chordal textures and arpeggiated patterns. A dashed box labeled '8' spans the first two measures of the treble staff.

System 5 of a piano score. It features a treble and bass clef with a key signature of three flats. The music consists of dense chordal textures and arpeggiated patterns. A dashed box labeled '8' spans the first two measures of the treble staff.

8

First system of musical notation, featuring a grand staff with treble and bass clefs. The music consists of dense chordal textures and melodic lines. A dashed box labeled '8' spans the first two measures of the system.

5 4 1 8

1 4 5

Second system of musical notation. It includes a treble clef and a bass clef. A dashed box labeled '8' is present. Fingerings are indicated by numbers 1-5. A key signature change is visible, moving from two flats to one flat.

Third system of musical notation, continuing the piece with complex harmonic structures and melodic development.

5 2 1 8

1 2 5

Fourth system of musical notation. It features a treble clef and a bass clef. A dashed box labeled '8' is present. Fingerings are indicated by numbers 1-5. The music continues with intricate chordal patterns.

8

Fifth system of musical notation, concluding the page. It includes a treble clef and a bass clef. A dashed box labeled '8' is present. The system ends with a double bar line.

Neues Studienwerk für Klavier, das sich überall schnell einführte.

Carl Heinrich Döring, Op. 309.

Vier charakteristische und melodische **OKTAVEN-ETÜDEN:**

1. Eilende Wolken ----
2. Wandernde Zigeuner
3. Nord und Süd -----
4. Liebesfrühling ----

==== Für jeden vorgeschrittenen Klavierspieler. ====

Text: Deutsch — Englisch — Französisch — Italienisch — Spanisch.

Preis kplt. M. 1.—.

Kritiken von Autoritäten auf dem Gebiete des Klavierspiels:

Herr Professor Josef Stasny (Vorstand der Ed. Horakschen Musikschulen), Wien, schreibt: „Die im Verlage von J. Schubert & Co. erschienenen Oktavenetüden op. 309 verfolgen nicht nur den eigentlichen rein technischen Zweck, sondern sind als melodische Charakterstücke gedacht und zufolge ihrer reizenden Melodik zum Vortrage sehr geeignet. Ihrer großen Verwendbarkeit im Unterrichte wegen wurden diese Etüden in den Lehrplan der Ed. Horakschen (Franz Brixeschen) Musikschulen in Wien aufgenommen. Zur Popularisierung dieser wirklich schätzenswerten Etüden werde ich kräftigst beitragen.“

Herr Professor Gustav Schumann (Direktor der Rollfusschen Musik-Akademie) schreibt: „Der sehr hübsche poetische Inhalt dieser vier Etüden entspricht vollkommen den von Ihnen gewählten Überschriften: Eilende Wolken, Wandernde Zigeuner, Nord und Süd, Liebesfrühling. Da nun aber auch das Wesentlichste der für den Klavierspielenden so notwendigen Oktaventechnik darin behandelt wird, so eignen sie sich sowohl zum Vortrag, wie auch zu ernstem technischen Studium. Sie bilden somit eine wertvolle Bereicherung der Oktavenliteratur und sind namentlich vorwärtstrebenden Spielern der Mittelstufe aufs wärmste zu empfehlen. Jedenfalls werde ich in meiner Schule reichlichen Gebrauch davon machen.“

Herr Direktor Richard Kaden (Pädagogische Musikschule), Dresden, schreibt: „Prof. Dörings Oktaven-Etüden, Opus 309, sind ausgesprochene Charakterstücke mit ansprechenden harmonischen, melodischen und dynamischen Wendungen, gleich geeignet, die Technik des Oktavenspiels als auch den musikalischen Vortrag zu fördern. Wir können das neue, jugendfrisch geschriebene Werk aus der bewährten Feder des Herrn Professors Hofrat Heinrich Döring, der einst für die Musik-Pädagogik überhaupt grundlegend gewirkt hat, allen Klavierlehrern und -Schülern, die es mit ihrer Kunst ernst nehmen, auf das wärmste empfehlen.“

Herr Professor O. Schmid schreibt im „Dresdner Journal“, Nr. 156: „Wenn der Senior unserer einheimischen Klavierpädagogen, Meister C. H. Döring, mit neuen Werken zu Unterrichtszwecken hervortritt, so wird man immer von neuem wieder Gelegenheit haben, auf die eminente musikpädagogische Begabung hinzuweisen, die ihm eigen ist. Das Lehrhafte in einer nicht nur jeder trocken pedantischen Artung abholden Form, sondern geradezu in einer anregenden und unterhaltenden Gestaltung zu geben, kann man als seine Spezialkunst betrachten. Zeugnis von dieser Sonderbegabung legen auch wieder die Oktaven-Etüden op. 309 ab, die er soeben im Verlag von J. Schubert & Co., Leipzig, erscheinen ließ. Es sind das Musikstücke, die bereits die Beherrschung der rein technischen Seite des Oktavenspiels bis zu einem gewissen Grade voraussetzen, also das mechanisch-technische

Studium nicht mehr als Hauptzweck ins Auge fassen. „Eilende Wolken“, „Wandernde Zigeuner“, „Nord und Süd“ und „Liebesfrühling“ betitelt, vereinigen sie vielmehr den Etüdencharakter mit dem des musikalischen Charakterstücks in glücklichster Weise, zielen also ganz wesentlich auch dahin, den musikalischen Vortrag zu beleben.“

Herr Professor Julius Epstein, Wien, schreibt: „Die Oktaven-Etüden Opus 309, sind ausgezeichnet, nützlich und schön, wie alles von dem vortrefflichen Pädagogen und Komponisten C. H. Döring.“

Herr Seminarmusiklehrer Emil Petzold, Bautzen, schreibt: „Die Bekanntschaft mit Dörings Oktaven-Etüden mir vermittelt zu haben, bin ich Ihnen besonders dankbar. Bei allem Etüdeninhalte sind doch die 4 Nummern Charakterstücke allerliebsten Genres, und ich werde nie versäumen, gerade auf dieses Werkchen an ganz geeigneter Stelle hinzuweisen.“

Herr Musikdirektor Ed. Steinwarz, Karlsruhe, schreibt: „Döring, Oktaven-Etüden und Erdstein, Valse caprice bedeuten eine wertvolle Bereicherung der Klavierliteratur; ich werde sie jedenfalls beim Unterrichte gebrauchen.“

Herr Direktor M. Kaufmann, Karlsbad, schreibt: „Die Oktaven-Etüden haben so sehr meinen Beifall gefunden, daß ich das ausgezeichnete Werkchen in meiner Musikschule einführen werde. Die überaus glückliche Idee, das Oktavenstudium dem Schüler in Form von reizenden Vortragspielen zu versüßen, ist Herrn Döring so glänzend gelungen, daß man bestimmt annehmen kann, daß diese Form, im Gegensatz zu dem sonst so trockenem Studienmaterial, von den angehenden Klavierspielern mit Vergnügen und gerne geübt werden wird.“

Der große, deutliche Druck und die angenehme Fingersatzbezeichnung, welche dem Lehrer und dem Schüler den Unterricht erleichtert, empfehlen das Werk noch außerdem.


Die Rheinische Musik- und Theaterzeitung schreibt: „Der Verfasser bietet hier bequeme ausführbare, melodische, rhythmisch interessierende Oktavenstudien, die beim Unterrichte auf der Mittelstufe sehr begrüßt werden dürften.“

Die Musikpädagogischen Blätter (Klavierlehrer), Januar 1911, schreiben: „Diese 4 kleinen Oktavenstudien, denen der Autor die Überschriften „Eilende Wolken“, „Wandernde Zigeuner“, „Nord und Süd“ und „Liebesfrühling“ mitgab, sollen weniger dem mechanisch technischen Studium dienen; sie wenden sich an Spieler, die bereits tüchtige Technik im Oktavenspiel besitzen, denen die Studien aber Gelegenheit zur Erlangung eines musikalisch belebten Vortrages in der Oktaventechnik bieten. Sie enthalten bei klarem Aufbau und schlichter Harmonik hübsche melodische Elemente bei lebendiger Rhythmik und können warm empfohlen werden.“

Von demselben Autor erschienen früher folgende Unterrichtswerke:

Op. 42.	2 Sonaten in G- und C-dur	à 1.50	Op. 256.	Lenzknospen. Fünf melodische und instruktive Vortragsstücke mittlerer Schwierigkeit à 2ms:	
Op. 166.	24 Etüden in stufenweiser Folge, zugleich „Vorstudien für C. Czernys Schule der Geläufigkeit“ Heft I	— .75	Nr. 1.	Jetzt blüht's in allen Wipfeln.	Nr. 2. Hinaus in den Wald à —.75
Op. 166.	Heft II/III	à 1.50	Nr. 3.	Frühlingstraum.	Nr. 4. Frühling lockt mit Sonnenschein à —.75
Op. 255.	12 melodische Klavier-Etüden in fortschreitender Folge für den Unterrichtsgebrauch auf der Mittelstufe. 3 Hefte	à 1.—	Nr. 5.	Fest in der Waldschenke	— .75

Verlag von J. Schubert & Co., Leipzig.



Nr. 6013/24.

Études techniques

pour le Piano

par

Franz Liszt.

Rédigés par le
Professeur A. Winterberger.

Ejercicios metódicos

para piano

de

Franz Liszt.

Bajo la dirección del
Profesor A. Winterberger.

Cahier } I. II. III. IV. V. VI. VII. VIII. IX. X. XI. XII.
Cuad. }

For the United States, the Copyright has been coded
to a Citizen of that Country.

Ent. Stationer's Hall. Copyright Registry No. 3170.

Eingetragen in das Vereinsarchiv.

Eigentum der Verleger.
J. Schuberth & Co
LEIPZIG.

Études techniques

pour le Piano
par

Franz Liszt.

Table des matières.

- CAHIER I. Exercices pour donner de la force et de l'indépendance à chacun des doigts, la main restant immobile, et études d'accords.
- " II. Études préparatoires aux gammes majeures et mineures.
- " III. Gammes en tierces et en sixtes. Gammes sautantes ou brisées.
- " IV. Gammes et exercices chromatiques. Gammes en mouvement contraire.
- " V. Tierces, quarts et sixtes répétées avec différents doigtés. Exercices de gammes en tierces de mouvement semblable et de mouvement contraire. Exercices de quarts et de sixtes.
- " VI. Gammes chromatiques majeures et mineures en tierces et en sixtes.
- " VII. Gammes en accords de sixte avec différents doigtés. Gammes sautantes ou brisées en tierces et accords de sixte. Tierces, quarts et sixtes chromatiques. Gammes majeures et mineures par octaves.
- " VIII. Octaves brisées. Gammes par octaves sautantes ou brisées. Études d'accords, Trilles en tierces, sixtes, quarts et octaves.
- " IX. Accords de septièmes diminuées. Exercices pendant lesquels la main reste immobile. Arpèges ou accords brisés.
- " X. Accords brisés avec différents doigtés par toutes les gammes en ton majeur et mineur.
- " XI. Arpèges en tierces et en sixtes avec différents doigtés.
- " XII. Exercices en octaves avec différents doigtés et exercices d'accords.

Ejercicios metódicos

para piano,
de

Franz Liszt.

Indice.

- CUAD. I. *Ejercicios para dar fuerza é independencia á cada dedo, estando la mano quieta. Ejercicios de acordes.*
- " II. *Estudios preparatorios para las escalas en mayor y menor.*
- " III. *Escalas en terceras y sextas. Escalas saltadas ó entrecortadas.*
- " IV. *Escalas cromáticas y sus ejercicios. Escalas en movimiento contrario.*
- " V. *Terceras, cuartas y sextas, con varias digitaciones. Ejercicios de terceras formando escalas en movimiento contraria. Ejercicios de cuartas y sextas.*
- " VI. *Escalas de dobles terceras y sextas, en mayor y menor cromáticas.*
- " VII. *Escalas de acordes en sextas con varias digitaciones. Escalas saltando ó entrecortadas, en dobles terceras y sextas, y en acordes en sextas. Terceras, cuartas y sextas cromáticas. Escalas de octavas, mayor y menor.*
- " VIII. *Octavas entrecortadas. Escalas de octavas, entrecortadas. Estudios de acordes. Trinos en terceras, sextas, cuartas y octavas.*
- " IX. *Acorde de séptimas rebajadas. Ejercicios con la mano inmóvil. Arpegios ó acordes entrecortados.*
- " X. *Acordes entrecortados con digitación diversa en todas las escalas en tonos mayor y menor.*
- " XI. *Arpegios en terceras y en sextas con diferente digitación.*
- " XII. *Estudios de octavas con diferente digitación ejercicios de acordes.*

For the United States,
the Copyright has been ceded to a Citizen of that Country.

Ent. Stationer's Hall. London. Copyright Registry No. 3170.

Eingetragen in das Vereinsarchiv.

Études techniques

pour le Piano
par

Franz Liszt.

Cahier VIII.

Octaves brisées. Gammes par octaves sautantes
ou brisées. Études d'accords.

Trilles en tierces, sixtes, quarts et octaves.

Ejercicios metódicos

para piano
de

Franz Liszt.

Cuaderno VIII.

*Octavas entrecortadas. Escalas de octavas,
entrecortadas. Estudios de acordes.*

Trinos en terceras, sextas, cuartas y octavas.

The musical score consists of five systems of piano music. Each system contains two staves (treble and bass clef) joined by a brace on the left. The first system is in 3/4 time and features broken octaves with fingering numbers 1 and 5. The second system is in 3/4 time with a key signature of one flat (B-flat major or D minor) and continues with broken octaves. The third system is in 3/4 time with a key signature of two flats (B-flat major or D minor) and includes broken octaves and chords with fingering numbers 3, 1, 5 and 5, 1, 2. The fourth system is in 3/4 time with a key signature of two sharps (D major or F# minor) and includes broken octaves and chords with fingering numbers 3, 1, 5 and 3, 5. The fifth system is in 3/4 time with a key signature of one sharp (F# major or C# minor) and includes broken octaves and chords with fingering numbers 2, 1 and 3, 1. The score concludes with a double bar line.

*)

***)

*) Sämtliche gebrochene Oktav-Skalen in Dur und Moll sind auch mit dem im ersten Takt angegebenen Fingersatz auszuführen.
 **) Für die nicht bezifferten Noten ist stets der erste und fünfte Finger in Anwendung zu bringen:

*) Toutes les gammes majeures et mineures en octaves doivent également s'exécuter avec le doigté indiqué dans la 1^{re} mesure.
 **) Pour les notes non accompagnées de chiffres, il faut constamment se servir du 1^{er} et du 5^e doigt.

*) All the major and minor scales in broken octaves are to be practised with the fingering given in the first measure.
 **) Where no other fingering is given here — the first and fifth fingers are to be used.

*) Todas las escalas en mayor y menor entrecortadas de octavas han de ejecutarse con la digitación dada en el primer compás.
 **) Donde no esté indicada la digitación, deben emplearse el 1^o y el 5^o dedos.

First system of musical notation, consisting of two staves (treble and bass clef). The music is in a key with one flat (B-flat major or D minor) and a 4/4 time signature. It features a complex, rhythmic melody with many sixteenth and thirty-second notes. There are several measures with a '4' above the notes, indicating a four-measure phrase. A double bar line is present in the middle of the system.

Second system of musical notation, consisting of two staves. The key signature changes to two sharps (D major or F# minor). The notation continues with similar rhythmic complexity. There are several measures with a '4' above the notes. A double bar line is present in the middle of the system.

Third system of musical notation, consisting of two staves. The key signature changes to one flat (B-flat major or D minor). The notation continues with similar rhythmic complexity. There are several measures with a '4' above the notes. A double bar line is present in the middle of the system.

Fourth system of musical notation, consisting of two staves. The key signature changes to two sharps (D major or F# minor). The notation continues with similar rhythmic complexity. There are several measures with a '4' above the notes. A double bar line is present in the middle of the system.

Fifth system of musical notation, consisting of two staves. The key signature changes to one flat (B-flat major or D minor). The notation continues with similar rhythmic complexity. There are several measures with a '4' above the notes. A double bar line is present in the middle of the system.

Sixth system of musical notation, consisting of two staves. The key signature changes to two sharps (D major or F# minor). The notation continues with similar rhythmic complexity. There are several measures with a '4' above the notes. A double bar line is present in the middle of the system.

System 1: Treble and bass clefs. Treble clef has fingering 1 5 and a slur over the first two notes. Bass clef has fingering 1 2 and a slur over the first two notes. A dashed line with the number 8 is above the treble staff.

System 2: Treble and bass clefs. Treble clef has a slur over the first two notes. Bass clef has a slur over the first two notes. A dashed line with the number 8 is above the treble staff.

System 3: Treble and bass clefs. Treble clef has fingering 1 5 and a slur over the first two notes. Bass clef has fingering 1 2 and a slur over the first two notes. A dashed line with the number 8 is above the treble staff.

System 4: Treble and bass clefs. Treble clef has a slur over the first two notes. Bass clef has a slur over the first two notes. A dashed line with the number 8 is above the treble staff.

System 5: Treble and bass clefs. Treble clef has fingering 1 5 and a slur over the first two notes. Bass clef has fingering 1 2 and a slur over the first two notes. A dashed line with the number 8 is above the treble staff.

8

First system of musical notation, featuring a treble and bass clef with a key signature of three sharps (F#, C#, G#). The system contains two staves with complex rhythmic patterns and chordal structures. A dashed line with the number '8' above it spans the first two measures of the treble staff.

2 1 5

8

1 2 5

Second system of musical notation, continuing the piece. It includes fingering numbers (1, 2, 5) and a dashed line with the number '8' above it. The notation is dense with notes and rests.

8

Third system of musical notation, featuring a treble and bass clef with a key signature of three sharps. A dashed line with the number '8' above it spans the first two measures of the treble staff.

5 2 1

1 2 5

Fourth system of musical notation, including fingering numbers (1, 2, 5) and a dashed line with the number '8' above it. The notation continues with complex rhythmic patterns.

Fifth system of musical notation, featuring a treble and bass clef with a key signature of three sharps. The system contains two staves with complex rhythmic patterns and chordal structures.

First system of musical notation, consisting of two staves (treble and bass clef). The music is in a key with three sharps (F#, C#, G#) and a 3/4 time signature. The first measure of the treble staff is marked with a '1' above it. The bass staff also has a '1' below the first measure. The system contains two measures of music.

Second system of musical notation, consisting of two staves. It continues the piece with two measures of music. The notation includes various chords and melodic lines in both hands.

Third system of musical notation, consisting of two staves. The first measure of the treble staff is marked with a '5' above it and a '1' below it. The second measure of the treble staff is marked with a '2' above it. The system contains two measures of music.

Fourth system of musical notation, consisting of two staves. The first measure of the treble staff is marked with an '8' above it. The system contains two measures of music.

Fifth system of musical notation, consisting of two staves. The first measure of the treble staff is marked with a '5' above it and a '1' below it. The second measure of the treble staff is marked with an '8' above it. The system contains two measures of music.

*)

*) Für die nicht bezifferten Noten ist stets der im 1. Takt angegebene untere Fingersatz $1 \frac{3}{5} 1 \frac{3}{5}$ in Anwendung zu bringen.

*) Pour les notes non accompagnées de chiffres, il faut toujours appliquer le doigté inférieur $1 \frac{3}{5} 1 \frac{3}{5}$ indiqué dans la 1^{re} mesure.

*) When no fingering is given, use that of the first measure, below the notes.

*) Donde no está indicada la digitación, empleese la inferior $1 \frac{3}{5} 1 \frac{3}{5}$ del primer compás.

The first system of musical notation consists of two staves, treble and bass. The key signature is three flats (B-flat, E-flat, A-flat). The time signature is 4/2. The music features a series of chords and melodic lines. There are markings '4/2' above the first and third measures, and '2/4' below the second, fourth, sixth, and eighth measures.

The second system of musical notation consists of two staves, treble and bass. The key signature is three flats. The time signature is 4/2. The music continues with similar chordal and melodic patterns. There are markings '4/2' above the first and third measures.

The third system of musical notation consists of two staves, treble and bass. The key signature is three flats. The time signature is 4/2. The music continues with similar chordal and melodic patterns. There are markings '4/2' above the first and third measures, and '2/4' below the sixth and eighth measures.

The fourth system of musical notation consists of two staves, treble and bass. The key signature is three flats. The time signature is 4/2. The music continues with similar chordal and melodic patterns. There are markings '4/2' above the first, third, fifth, and seventh measures.

The fifth system of musical notation consists of two staves, treble and bass. The key signature is three flats. The time signature is 4/2. The music continues with similar chordal and melodic patterns. There are markings '4/2' above the first, third, and fifth measures, and '2/4' below the second, fourth, sixth, and eighth measures. A dashed line with the number '8' is positioned above the first measure of the second staff.

System 1: Treble and bass staves with a dashed line above the treble staff. The treble staff contains a melodic line with eighth notes and chords, marked with a '4 2' above the first measure. The bass staff contains a rhythmic accompaniment with eighth notes and chords. The key signature has three flats.

System 2: Treble and bass staves. The treble staff continues the melodic line with a '4 2' marking. The bass staff features a more active accompaniment with eighth notes and chords. A '2 4' marking is present below the bass staff in the second measure. A dashed line is above the treble staff.

System 3: Treble and bass staves. The treble staff has a '4 2' marking above the first measure. The bass staff continues the accompaniment. A dashed line is above the treble staff.

System 4: Treble and bass staves. The treble staff has a '4 2' marking above the first measure. The bass staff has a '2 4' marking below the first measure. A dashed line is above the treble staff.

System 5: Treble and bass staves. The treble staff has a '4 2' marking above the first measure. The bass staff continues the accompaniment. A dashed line is above the treble staff.

First system of musical notation, consisting of two staves. The key signature has three flats (B-flat, E-flat, A-flat). The first staff contains a melodic line with eighth and sixteenth notes. The second staff contains a bass line with chords and eighth notes. A '4 2' marking is positioned above the first staff.

Second system of musical notation, consisting of two staves. It continues the piece with similar melodic and bass lines. A '5' marking is above the first staff, and '2 4' markings are below the second staff.

Third system of musical notation, consisting of two staves. The notation includes various chordal textures and melodic fragments. A '1' marking is above the first staff, and '2 5' and '1' markings are below the second staff.

Fourth system of musical notation, consisting of two staves. A dashed line with the number '8' above it spans across the system, indicating a measure repeat or a specific section. The notation is dense with chords and moving lines.

Fifth system of musical notation, consisting of two staves. It features complex chordal structures and melodic lines. A dashed line with the number '8' above it is present. '3 5' markings are above the first staff, and '1 3 5' markings are below the second staff.

First system of musical notation, consisting of two staves (treble and bass clef). The music features complex chordal textures with many accidentals (sharps and flats) and some triplets. The notation is dense and includes various rhythmic values.

Second system of musical notation, consisting of two staves. It continues the complex harmonic and rhythmic patterns from the first system, with a focus on dense chordal structures.

Third system of musical notation, consisting of two staves. This system includes a triplet of eighth notes in the treble clef staff at the beginning. The notation remains highly complex with many accidentals.

Fourth system of musical notation, consisting of two staves. It features a triplet of eighth notes in the bass clef staff. The music continues with intricate chordal and rhythmic patterns.

Fifth system of musical notation, consisting of two staves. This system concludes the page with dense chordal textures and complex rhythmic figures.

*)

1 5 1 5 1 5 1 5

*) Sämtliche springenden oder durchbrochenen Oktav-Skalen sind *staccato* mit dem im 1. Takt angegebenen Fingersatz auszuführen.

*) Toutes les gammes par octaves sautantes ou brisées doivent s'exécuter en *staccato* avec le doigté indiqué dans la 1^{re} mesure.

*) All octave exercises of this kind are to be practised *staccato*—and always with the first and fifth fingers.

*) Todas las escalas entrecortadas (ó saltando) de octavas, son *staccato*, y se han de ejecutar constantemente con la digitación dada para el 1^{er} compás.

First system of musical notation, featuring a grand staff with treble and bass clefs. The key signature is three flats (B-flat, E-flat, A-flat). The music consists of eighth and sixteenth notes, with a fermata over the final measure. A measure rest of 8 is indicated above the staff.

Second system of musical notation, continuing the piece. It features a grand staff with treble and bass clefs, maintaining the three-flat key signature. The notation includes various rhythmic values and rests.

Third system of musical notation, continuing the piece. It features a grand staff with treble and bass clefs, maintaining the three-flat key signature. The notation includes various rhythmic values and rests.

Fourth system of musical notation, continuing the piece. It features a grand staff with treble and bass clefs, maintaining the three-flat key signature. The notation includes various rhythmic values and rests.

Fifth system of musical notation, continuing the piece. The key signature changes to three sharps (F-sharp, C-sharp, G-sharp). The notation includes various rhythmic values and rests.

First system of musical notation, featuring a grand staff with treble and bass clefs. The key signature is three sharps (F#, C#, G#). The music consists of eighth and sixteenth notes, with some chords marked with an 'x'.

Second system of musical notation, continuing the piece. It includes a double bar line in the middle of the system.

Third system of musical notation, continuing the piece. It includes a double bar line in the middle of the system.

Fourth system of musical notation, continuing the piece. It includes a double bar line in the middle of the system.

Fifth system of musical notation, continuing the piece. It includes a double bar line in the middle of the system.

The first system of musical notation consists of two staves. The upper staff is in treble clef and the lower staff is in bass clef. Both staves are in the key of D major, indicated by two sharps (F# and C#). The music features a complex, rhythmic pattern with many beamed notes and rests, typical of a technical exercise or a specific style of piano music.

The second system of musical notation continues the piece with two staves. The upper staff is in treble clef and the lower staff is in bass clef. The key signature changes to D minor, indicated by two flats (F and C). The musical texture remains dense with intricate rhythmic patterns.

The third system of musical notation consists of two staves. The upper staff is in treble clef and the lower staff is in bass clef. The key signature changes to B-flat major, indicated by two flats (Bb and Eb). The notation continues with complex rhythmic figures.

The fourth system of musical notation consists of two staves. The upper staff is in treble clef and the lower staff is in bass clef. The key signature changes to B-flat minor, indicated by three flats (Bb, Eb, and Ab). The music features a mix of eighth and sixteenth notes.

The fifth system of musical notation consists of two staves. The upper staff is in treble clef and the lower staff is in bass clef. The key signature changes to F major, indicated by one flat (Bb). The piece concludes with a final cadence in this key.

First system of musical notation, featuring a treble and bass clef. A dashed line with the number '8' above it spans the first two measures. The music consists of complex chords and melodic lines in both hands.

Second system of musical notation, continuing the piece. A dashed line with the number '8' above it spans the first two measures. The notation includes various chordal textures and melodic fragments.

Third system of musical notation, showing further development of the musical ideas. The bass line features a steady eighth-note accompaniment.

Fourth system of musical notation, characterized by the presence of triplets in both the treble and bass staves. The music is highly rhythmic and complex.

Fifth system of musical notation, concluding the page. It features triplets and ends with a double bar line and repeat signs. The bass line has a prominent eighth-note accompaniment.

Akkordstudien.
Études d'accords.

Chord-studies.
Estudios de acordes.

The first system of music consists of two staves. The upper staff is in treble clef and the lower in bass clef. Both staves contain a sequence of chords with fingerings indicated by numbers 4 and 5. The chords progress through various keys, including D major, E minor, and F major. The system concludes with a final chord and a fermata.

The second system of music consists of two staves. The upper staff is in treble clef and the lower in bass clef. Both staves contain a sequence of chords with fingerings indicated by numbers 4 and 5. The chords progress through various keys, including D major, E minor, and F major. The system concludes with a final chord and a fermata.

The third system of music consists of two staves. The upper staff is in treble clef and the lower in bass clef. Both staves contain a sequence of chords with fingerings indicated by numbers 4 and 5. The chords progress through various keys, including D major, E minor, and F major. The system concludes with a final chord and a fermata.

The fourth system of music consists of two staves. The upper staff is in treble clef and the lower in bass clef. Both staves contain a sequence of chords with fingerings indicated by numbers 4 and 5. The chords progress through various keys, including D major, E minor, and F major. The system concludes with a final chord and a fermata.

The fifth system of music consists of two staves. The upper staff is in treble clef and the lower in bass clef. Both staves contain a sequence of chords with fingerings indicated by numbers 4 and 5. The chords progress through various keys, including D major, E minor, and F major. The system concludes with a final chord and a fermata.

First system of musical notation, consisting of two staves (treble and bass clef). The music features complex chordal textures with many accidentals (sharps and flats) and some melodic lines.

Second system of musical notation, consisting of two staves. The notation continues with dense chordal structures and melodic fragments.

Third system of musical notation, consisting of two staves. The complexity of the chordal textures remains high.

Fourth system of musical notation, consisting of two staves. The notation includes various rhythmic values and complex harmonic arrangements.

Fifth system of musical notation, consisting of two staves. This system is characterized by the presence of many numerical figures (1, 3, 4) placed above and below the notes, likely indicating fingerings or specific performance techniques.

The first system of music consists of two staves. The treble staff begins with a treble clef, a key signature of one flat (B-flat), and a 3/4 time signature. It contains a sequence of chords, many of which are beamed together in groups of three or four. The bass staff begins with a bass clef and contains a similar sequence of chords, also often beamed in groups. The system concludes with a double bar line.

The second system continues the musical piece. It features the same notation style as the first system, with treble and bass staves containing complex chordal textures. The key signature remains one flat, and the time signature is 3/4. The system ends with a double bar line.

The third system of music shows further development of the chordal patterns. The treble staff continues with beamed chords, and the bass staff provides a harmonic foundation with similar chordal structures. The notation includes various accidentals and fingerings. The system concludes with a double bar line.

The fourth system maintains the complex harmonic language. The treble staff features intricate chordal groupings, while the bass staff continues with dense chordal accompaniment. The key signature and time signature are consistent with the previous systems. The system ends with a double bar line.

The fifth and final system on the page continues the piece. It features the same dense, chordal texture as the previous systems. The treble and bass staves are filled with beamed chords and complex rhythmic patterns. The system concludes with a double bar line.

The first system of music features a treble staff with a key signature of two flats and a bass staff. Both staves are filled with dense, multi-measure chords, many of which are marked with '3' or '4', indicating triplets or quadruplets. The music is written in a style typical of early 20th-century piano accompaniment.

The second system continues the dense chordal texture. The treble staff shows a variety of chord voicings, some with '3' markings. The bass staff maintains a similar complexity with many chords marked with '4'.

The third system shows a continuation of the complex harmonic language. The treble staff has several chords marked with '3', while the bass staff features many chords marked with '4'. The overall texture remains very dense.

The fourth system introduces some changes in voicing. The treble staff has a few chords marked with '3' and '4'. The bass staff continues with dense chords, some marked with '4'. There are some 'x' marks above certain notes in the treble staff, possibly indicating natural harmonics or specific fingering.

The fifth system concludes the piece with a final system of dense chords. The treble staff has several chords marked with '3' and '4'. The bass staff continues with complex chordal structures, some marked with '4'. The system ends with a final chord in both staves.

The first system of music consists of two staves. The treble staff begins with a treble clef, a key signature of two sharps (F# and C#), and a 3/4 time signature. It contains a series of chords, many of which are beamed together in groups of three or four. The bass staff begins with a bass clef and contains similar chordal structures, often with a '4' written below the notes, possibly indicating a fingering or a specific rhythmic value. The system concludes with a double bar line.

The second system continues the musical piece. It features the same two-staff format. The treble staff shows a progression of chords with some melodic movement within the groups. The bass staff maintains a steady accompaniment with chords and some rhythmic markings like '34' and '4'. The system ends with a double bar line.

The third system of music follows the same pattern. The treble staff continues with complex chordal textures. The bass staff provides a harmonic foundation with various chordal groupings. The system is marked with a double bar line at the end.

The fourth system of music is similar to the previous ones. The treble staff features intricate chordal patterns. The bass staff continues with accompaniment, including some '4' markings. The system concludes with a double bar line.

The fifth and final system on the page. The treble staff shows a continuation of the chordal themes. The bass staff provides accompaniment with some '4' markings. The system ends with a double bar line.

The first system of musical notation consists of two staves, treble and bass clef. The treble staff begins with a treble clef and a key signature of one flat (B-flat). The bass staff begins with a bass clef and the same key signature. Both staves feature a complex, rhythmic accompaniment of chords. The treble staff has a 3/4 time signature. The music is divided into measures by vertical bar lines, with some measures containing triplets and other rhythmic markings.

The second system of musical notation continues the piece with two staves, treble and bass clef. The treble staff has a key signature of two flats (B-flat, E-flat). The bass staff has a key signature of three flats (B-flat, E-flat, A-flat). The notation is dense with chords and includes various rhythmic patterns and markings.

The third system of musical notation features two staves, treble and bass clef. The treble staff has a key signature of two sharps (F-sharp, C-sharp). The bass staff has a key signature of one sharp (F-sharp). The music continues with intricate chordal textures and rhythmic complexity.

The fourth system of musical notation consists of two staves, treble and bass clef. The treble staff has a key signature of one flat (B-flat). The bass staff has a key signature of two flats (B-flat, E-flat). The notation includes many chords and rhythmic markings.

The fifth system of musical notation features two staves, treble and bass clef. The treble staff has a key signature of two sharps (F-sharp, C-sharp). The bass staff has a key signature of one sharp (F-sharp). The music concludes with a series of chords and rhythmic patterns.

First system of musical notation. It consists of a grand staff with a treble clef on the upper staff and a bass clef on the lower staff. The music is written in a key signature of three flats (B-flat, E-flat, A-flat) and a common time signature. The notation is highly rhythmic, featuring dense chords and triplets. Fingerings are indicated by numbers 1-4. The system is divided into two measures by a double bar line.

Second system of musical notation, continuing the piece. It features the same grand staff and key signature as the first system. The notation includes complex chordal textures and rhythmic patterns. A change in key signature is visible in the second measure, moving to two flats (B-flat, E-flat). The system is divided into two measures by a double bar line.

Third system of musical notation. The key signature changes to one flat (B-flat) in the first measure. The notation continues with dense chordal textures and rhythmic patterns. The system is divided into two measures by a double bar line.

Fourth system of musical notation. The key signature changes to two flats (B-flat, E-flat) in the first measure. The notation continues with dense chordal textures and rhythmic patterns. The system is divided into two measures by a double bar line.

Fifth system of musical notation. The key signature changes to one flat (B-flat) in the first measure. The notation continues with dense chordal textures and rhythmic patterns. The system is divided into two measures by a double bar line.

System 1: Treble and bass clefs. Treble clef has a dotted line above it with the number 8. The music consists of dense chordal textures with various fingerings indicated by numbers 1-4.

System 2: Treble and bass clefs. Treble clef has a dotted line above it with the number 5. The music continues with dense chordal textures and fingerings.

System 3: Treble and bass clefs. Treble clef has a dotted line above it with the number 8. The music continues with dense chordal textures and fingerings.

System 4: Treble and bass clefs. This system shows a transition to a more open texture with fewer notes per chord, still maintaining dense textures in some measures.

System 5: Treble and bass clefs. This system includes detailed fingering diagrams for the left hand. The diagrams are as follows:

- d) $\begin{matrix} 4 \\ 1 \end{matrix} \begin{matrix} 4 \\ 2 \end{matrix}$
- b) $\begin{matrix} 5 \\ 2 \end{matrix} \begin{matrix} 4 \\ 1 \end{matrix}$
- a) $\begin{matrix} 5 \\ 3 \end{matrix} \begin{matrix} 4 \\ 2 \end{matrix}$
- c) $\begin{matrix} 4 \\ 2 \end{matrix} \begin{matrix} 3 \\ 1 \end{matrix}$

Additional diagrams on the right side of the system:

- $\begin{matrix} 3 \\ 1 \end{matrix} \begin{matrix} 4 \\ 2 \end{matrix}$
- $\begin{matrix} 3 \\ 2 \end{matrix} \begin{matrix} 4 \\ 1 \end{matrix}$
- $\begin{matrix} 3 \\ 3 \end{matrix} \begin{matrix} 4 \\ 4 \end{matrix}$
- $\begin{matrix} 3 \\ 1 \end{matrix} \begin{matrix} 4 \\ 2 \end{matrix}$
- $\begin{matrix} 3 \\ 2 \end{matrix} \begin{matrix} 4 \\ 1 \end{matrix}$
- $\begin{matrix} 1 \\ 3 \end{matrix} \begin{matrix} 2 \\ 4 \end{matrix} \begin{matrix} 1 \\ 3 \end{matrix} \begin{matrix} 2 \\ 4 \end{matrix}$

The musical notation below these diagrams shows the corresponding notes and fingerings for the left hand.

System 1: Treble and bass clefs. Treble clef has a bracketed fingering: 5 1, 4 2, 3 1, 2 2, 5 3, 3 3. Bass clef has a bracketed fingering: 4 2, 3 1. A second measure has a treble clef bracketed fingering: 3 1, 3 2, 2 3, 3 1 and a bass clef bracketed fingering: 3 2, 4 1. Below the bass clef are the numbers 2 1 2 and 1 3, 2 4, 1 3, 2 4.

System 2: Treble and bass clefs. Treble clef has a bracketed fingering: 5 1, 4 2, 3 1, 2 2, 5 3, 3 3. Bass clef has a bracketed fingering: 4 2, 3 1. A second measure has a treble clef bracketed fingering: 3 1, 3 2, 2 3, 3 1 and a bass clef bracketed fingering: 3 2, 4 1. Below the bass clef are the numbers 2 and 1 3, 2 4.

System 3: Treble and bass clefs. Treble clef has a bracketed fingering: 5 1, 4 2, 3 1, 2 2, 5 3, 3 3. Bass clef has a bracketed fingering: 4 2, 3 1. A second measure has a treble clef bracketed fingering: 3 1, 3 2, 2 3, 3 1 and a bass clef bracketed fingering: 3 2, 4 1. Below the bass clef are the numbers 2 and 1 3, 2 4.

System 4: Treble and bass clefs. Treble clef has a bracketed fingering: 5 1, 4 2, 3 1, 2 2, 5 3, 3 3. Bass clef has a bracketed fingering: 4 2, 3 1. A second measure has a treble clef bracketed fingering: 3 1, 3 2, 2 3, 3 1 and a bass clef bracketed fingering: 3 2, 4 1. Below the bass clef are the numbers 2 and 1 3, 2 4.

System 5: Treble and bass clefs. Treble clef has a bracketed fingering: 5 2, 4 1. Bass clef has a bracketed fingering: 2 4, 1 5. A second measure has a treble clef bracketed fingering: 4 2, 5 1 and a bass clef bracketed fingering: 2 4, 1 5.

System 1: Treble and Bass clefs. Treble clef has fingering 5 2 4 1 above the first two notes. Bass clef has fingering 2 4 1 5 below the first two notes.

System 2: Treble and Bass clefs. Treble clef has fingering 5 2 4 1 above the first two notes. Bass clef has fingering 1 4 2 5 below the first two notes.

System 3: Treble and Bass clefs. Treble clef has fingering 5 2 4 1 above the first two notes. Bass clef has fingering 1 4 3 4 below the first two notes.

System 4: Treble and Bass clefs. Treble clef has fingering 5 2 4 1 above the first two notes. Bass clef has fingering 2 4 3 4 below the first two notes.

System 5: Treble and Bass clefs. Treble clef has fingering 5 2 4 1 above the first two notes. Bass clef has fingering 2 4 3 4 below the first two notes.

5 4 3 2 1
2 4 1 3

5 2 3 2 3
1 4 3 4 3

3 2 3 2

2 1 5 3 2 1 5 3 2 1 5 3
3 5 3 5 3 5
1 4 1 4 1 4
2 1 2 1 2 1
1 2 1 2 1 2

3 2 1 5 4 3 2 1

2 3 2 3
3 4 3 4

4 3 4 3
3 2 3 2

2 1 5 3 2 1 5 3 2 1 5 3

2 1 2 1 2 1
1 2 1 2 1 2

3 2 1 5 4 2 1 2 3 2 3

1 2 3 5 4 2 3
3 2 3 2

2 1 5 3 2 1 5 3 2 1 5 3
3 5 3 5 3 5
1 4 1 4 1 4
2 1 2 1 2 1
1 2 1 2 1 2

2 1 3 2 3 2
3 4 3 4
4 3 4 3
3 2 3 2

2 1 5 3 2 1 5 3 2 1 5 3
3 5 3 5 3 5
1 4 1 4 1 4
5 4 5 4 5 4

3 2 1 4 1 2 3

2 1 5 4

5 b 5 5 5 2 1 2 1

5 5 5 5 2 1 2 1

Musical score system 1. Treble clef (3/4 time signature), bass clef. The system is divided into two measures by a bar line. Fingerings are indicated by numbers 1-5 above notes. The bass clef part includes a 5/4 fingering sequence.

Musical score system 2. Treble clef (3/4 time signature), bass clef. Similar to system 1, with fingerings 1-5 and a 5/4 fingering sequence in the bass clef.

Musical score system 3. Treble clef (3/4 time signature), bass clef. This system includes a dynamic marking of 8 above the staff and various fingering numbers. It concludes with a double bar line and a fermata-like symbol.

Musical score system 4. Treble clef (7/8 time signature), bass clef. The system is divided into two measures. It features complex fingering numbers and includes a key signature change to one sharp (F#) in the second measure.

Musical score system 5. Treble clef (7/8 time signature), bass clef. Similar to system 4, with complex fingering and a key signature change to one sharp (F#) in the second measure.

First system of musical notation. It consists of two staves. The upper staff is in treble clef and the lower staff is in bass clef. The key signature has one sharp (F#) and the time signature is 2/4. The music features a sequence of chords in the right hand and a bass line in the left hand. Fingerings are indicated by numbers 1-5. A fermata is placed over the final chord of the system.

Second system of musical notation. It consists of two staves. The upper staff is in treble clef and the lower staff is in bass clef. The key signature has one sharp (F#) and the time signature is 2/4. The music features a sequence of chords in the right hand and a bass line in the left hand. Fingerings are indicated by numbers 1-5. A fermata is placed over the final chord of the system.

Third system of musical notation. It consists of two staves. The upper staff is in treble clef and the lower staff is in bass clef. The key signature has one sharp (F#) and the time signature is 2/4. The music features a sequence of chords in the right hand and a bass line in the left hand. Fingerings are indicated by numbers 1-5. A fermata is placed over the final chord of the system.

Fourth system of musical notation. It consists of two staves. The upper staff is in treble clef and the lower staff is in bass clef. The key signature has one sharp (F#) and the time signature is 2/4. The music features a sequence of chords in the right hand and a bass line in the left hand. Fingerings are indicated by numbers 1-5. A fermata is placed over the final chord of the system.

Fifth system of musical notation. It consists of two staves. The upper staff is in treble clef and the lower staff is in bass clef. The key signature has one sharp (F#) and the time signature is 2/4. The music features a sequence of chords in the right hand and a bass line in the left hand. Fingerings are indicated by numbers 1-5. A fermata is placed over the final chord of the system.


Musical notation system 1, consisting of a treble and bass staff. The treble staff contains chords with fingerings 5, 4, 3, 2. The bass staff contains chords with fingerings 2, 3, 4, 5.

Musical notation system 2, consisting of a treble and bass staff. The treble staff contains chords with fingerings 5, 4, 3, 2. The bass staff contains chords with fingerings 2, 3, 4, 5.

Musical notation system 3, consisting of a treble and bass staff. The treble staff contains chords with flats (b) and fingerings 2, 3, 4, 5. The bass staff contains chords with flats (b) and fingerings 2, 3, 4, 5.

Musical notation system 4, consisting of a treble and bass staff. The treble staff contains chords with flats (b) and fingerings 2, 3, 4, 5. The bass staff contains chords with flats (b) and fingerings 2, 3, 4, 5.

Musical notation system 5, consisting of a treble and bass staff. The treble staff contains chords with flats (b) and fingerings 2, 3, 4, 5. The bass staff contains chords with flats (b) and fingerings 2, 3, 4, 5.



Nr. 6013/24.

Études techniques

pour le Piano

par

Franz Liszt.

Rédigés par le

Professeur A. Winterberger.

Ejercicios metódicos

para piano

de

Franz Liszt.

Bajo la dirección del

Profesor A. Winterberger.

Cahier
Cuad. }

I. II. III. IV. V. VI. VII. VIII. IX. X. XI. XII.

For the United States, the Copyright has been ceded
to a Citizen of that Country.

Ent. Stationer's Hall. Copyright Registry No. 3170.

Eingetragen in das Vereinsarchiv.

Eigentum der Verleger.

J. Schuberth & Co

LEIPZIG.

Études techniques

pour le Piano

par

Franz Liszt.

Table des matieres.

- CAHIER I. Exercices pour donner de la force et de l'indépendance à chacun des doigts, la main restant immobile, et études d'accords.
- " II. Études préparatoires aux gammes majeures et mineures.
- " III. Gammes en tierces et en sixtes. Gammes sautantes ou brisées.
- " IV. Gammes et exercices chromatiques. Gammes en mouvement contraire.
- " V. Tierces, quarts et sixtes répétées avec différents doigtés. Exercices de gammes en tierces de mouvement semblable et de mouvement contraire. Exercices de quarts et de sixtes.
- " VI. Gammes chromatiques majeures et mineures en tierces et en sixtes.
- " VII. Gammes en accords de sixte avec différents doigtés. Gammes sautantes ou brisées en tierces et accords de sixte. Tierces, quarts et sixtes chromatiques. Gammes majeures et mineures par octaves.
- " VIII. Octaves brisées. Gammes par octaves sautantes ou brisées. Études d'accords, Trilles en tierces, sixtes, quarts et octaves.
- " IX. Accords de septièmes diminuées. Exercices pendant lesquels la main reste immobile. Arpèges ou accords brisés.
- " X. Accords brisés avec différents doigtés par toutes les gammes en ton majeur et mineur.
- " XI. Arpèges en tierces et en sixtes avec différents doigtés.
- " XII. Exercices en octaves avec différents doigtés et exercices d'accords.
-

Ejercicios metódicos

para piano,

de

Franz Liszt.

Indice.

- CUAD. I. *Ejercicios para dar fuerza é independencia á cada dedo, estando la mano quieta. Ejercicios de acordes.*
- " II. *Estudios preparatorios para las escalas en mayor y menor.*
- " III. *Escalas en terceras y sextas. Escalas saltadas ó entrecortadas.*
- " IV. *Escalas cromáticas y sus ejercicios. Escalas en movimiento contrario.*
- " V. *Terceras, cuartas y sextas, con varias digitaciones. Ejercicios de terceras formando escalas en movimiento contrario. Ejercicios de cuartas y sextas.*
- " VI. *Escalas de dobles terceras y sextas, en mayor y menor cromáticas.*
- " VII. *Escalas de acordes en sextas con varias digitaciones. Escalas saltando ó entrecortadas, en dobles terceras y sextas, y en acordes en sextas. Terceras, cuartas y sextas cromáticas. Escalas de octavas, mayor y menor.*
- " VIII. *Octavas entrecortadas. Escalas de octavas, entrecortadas. Estudios de acordes. Trinos en terceras, sextas, cuartas y octavas*
- " IX. *Acorde de séptimas rebajadas. Ejercicios con la mano inmóvil. Arpegios ó acordes entrecortados.*
- " X. *Acordes entrecortados con digitación diversa en todas las escalas en tonos mayor y menor.*
- " XI. *Arpegios en terceras y en sextas con diferente digitación.*
- " XII. *Estudios de octavas con diferente digitación y ejercicios de acordes.*
-

For the United States,
the Copyright has been ceded to a Citizen of that Country.

Ent. Stationer's Hall. London. Copyright Registry No. 3170.

Eingetragen in das Vereinsarchiv.

Études techniques

pour le Piano

par

Franz Liszt.

Cahier IX.

Accords de septièmes diminuées.

Exercices pendant lesquels la main reste immobile.

Ejercicios metódicos

para piano,

de

Franz Liszt.

Cuaderno IX.

Acordes de séptimas rebajadas.

Ejercicios con la mano inmóvil.

The first system of musical notation consists of two staves. The left staff is in treble clef with a key signature of one sharp (F#) and a common time signature (C). It contains a series of chords, each with a triplet of notes. The right staff is in bass clef with the same key signature and time signature, also containing a series of chords with triplets. The notation is dense and rhythmic.

The second system of musical notation consists of two staves. The left staff is in treble clef with a key signature of one sharp (F#) and a common time signature (C). It contains a series of chords, each with a triplet of notes. The right staff is in bass clef with the same key signature and time signature, also containing a series of chords with triplets. The notation is dense and rhythmic.

The third system of musical notation consists of two staves. The left staff is in treble clef with a key signature of one sharp (F#) and a common time signature (C). It contains a series of chords, each with a triplet of notes. The right staff is in bass clef with the same key signature and time signature, also containing a series of chords with triplets. The notation is dense and rhythmic.

The fourth system of musical notation consists of two staves. The left staff is in treble clef with a key signature of one sharp (F#) and a common time signature (C). It contains a series of chords, each with a triplet of notes. The right staff is in bass clef with the same key signature and time signature, also containing a series of chords with triplets. The notation is dense and rhythmic.

The fifth system of musical notation consists of two staves. The left staff is in treble clef with a key signature of one sharp (F#) and a common time signature (C). It contains a series of chords, each with a triplet of notes. The right staff is in bass clef with the same key signature and time signature, also containing a series of chords with triplets. The notation is dense and rhythmic.

First system of musical notation. The left hand (bass clef) plays a steady eighth-note accompaniment. The right hand (treble clef) features a melodic line with a triplet of eighth notes in the second measure.

Second system of musical notation. The left hand continues with eighth-note accompaniment. The right hand has a melodic line with a triplet of eighth notes in the second measure.

Third system of musical notation. The left hand continues with eighth-note accompaniment. The right hand has a melodic line with a triplet of eighth notes in the second measure.

Fourth system of musical notation. The left hand continues with eighth-note accompaniment. The right hand has a melodic line with a triplet of eighth notes in the second measure.

Fifth system of musical notation. The left hand continues with eighth-note accompaniment. The right hand has a melodic line with a triplet of eighth notes in the second measure.

First system of musical notation, featuring a grand staff with treble and bass clefs. The music consists of dense, rhythmic patterns of eighth notes. A triplet of eighth notes is marked with a '3' above the notes in the right-hand part of the system.

Second system of musical notation, continuing the dense eighth-note patterns. A triplet of eighth notes is marked with a '3' above the notes in the right-hand part of the system.

Third system of musical notation, continuing the dense eighth-note patterns. A triplet of eighth notes is marked with a '3' above the notes in the right-hand part of the system.

Fourth system of musical notation, continuing the dense eighth-note patterns. A triplet of eighth notes is marked with a '3' above the notes in the right-hand part of the system.

Fifth system of musical notation, continuing the dense eighth-note patterns. A triplet of eighth notes is marked with a '3' above the notes in the right-hand part of the system.

First system of musical notation. The treble clef staff contains a sequence of chords, with a triplet of chords marked with a '3' above the staff. The bass clef staff contains a sequence of chords, with a triplet of chords marked with a '3' below the staff. The key signature has one sharp (F#) and one flat (Bb), and the time signature is 7/8.

Second system of musical notation. The treble clef staff contains a sequence of chords, with a triplet of chords marked with a '3' above the staff. The bass clef staff contains a sequence of chords, with a triplet of chords marked with a '3' below the staff. The key signature has one sharp (F#) and one flat (Bb), and the time signature is 7/8.

Third system of musical notation. The treble clef staff contains a sequence of chords, with a triplet of chords marked with a '3' above the staff. The bass clef staff contains a sequence of chords, with a triplet of chords marked with a '3' below the staff. The key signature has one sharp (F#) and one flat (Bb), and the time signature is 7/8.

Fourth system of musical notation. The treble clef staff contains a sequence of chords, with a triplet of chords marked with a '3' above the staff. The bass clef staff contains a sequence of chords, with a triplet of chords marked with a '3' below the staff. The key signature has one sharp (F#) and one flat (Bb), and the time signature is 7/8.

Fifth system of musical notation. The treble clef staff contains a sequence of chords, with a triplet of chords marked with a '3' above the staff. The bass clef staff contains a sequence of chords, with a triplet of chords marked with a '3' below the staff. The key signature has one sharp (F#) and one flat (Bb), and the time signature is 7/8.

First system of musical notation, consisting of two staves (treble and bass clef). The music features a complex rhythmic pattern with many sixteenth notes. A fermata is placed over the first measure of the second staff. A triplet of eighth notes is marked with a '3' above it in the second measure of the second staff.

Second system of musical notation, consisting of two staves. Similar to the first system, it features a complex rhythmic pattern. A fermata is placed over the first measure of the second staff. A triplet of eighth notes is marked with a '3' above it in the second measure of the second staff.

Third system of musical notation, consisting of two staves. The music continues with a complex rhythmic pattern. A fermata is placed over the first measure of the second staff. A triplet of eighth notes is marked with a '3' above it in the second measure of the second staff.

Fourth system of musical notation, consisting of two staves. The music continues with a complex rhythmic pattern. A fermata is placed over the first measure of the second staff. A triplet of eighth notes is marked with a '3' above it in the second measure of the second staff.

Fifth system of musical notation, consisting of two staves. The music continues with a complex rhythmic pattern. A fermata is placed over the first measure of the second staff. A triplet of eighth notes is marked with a '3' above it in the second measure of the second staff.

First system of musical notation, featuring a grand staff with treble and bass clefs. The music consists of dense, rapid sixteenth-note passages in both hands. A triplet of eighth notes is marked with a '3' above the notes in the right hand.

Second system of musical notation, featuring a grand staff with treble and bass clefs. The music consists of eighth-note passages in both hands. A triplet of eighth notes is marked with a '3' above the notes in the right hand.

Third system of musical notation, featuring a grand staff with treble and bass clefs. The music consists of eighth-note passages in both hands. A triplet of eighth notes is marked with a '3' above the notes in the right hand.

Fourth system of musical notation, featuring a grand staff with treble and bass clefs. The music consists of eighth-note passages in both hands. A triplet of eighth notes is marked with a '3' above the notes in the right hand.

Fifth system of musical notation, featuring a grand staff with treble and bass clefs. The music consists of eighth-note passages in both hands. A triplet of eighth notes is marked with a '3' above the notes in the right hand.

First system of musical notation, featuring a grand staff with treble and bass clefs. The key signature has one flat (B-flat). The music consists of eighth-note patterns in both hands, with a triplet of eighth notes in the right hand at the beginning of the second measure.

Second system of musical notation, continuing the piece. It features a grand staff with treble and bass clefs. The key signature has one flat. The music consists of eighth-note patterns in both hands, with a triplet of eighth notes in the right hand at the beginning of the second measure.

Third system of musical notation, continuing the piece. It features a grand staff with treble and bass clefs. The key signature has one flat. The music consists of eighth-note patterns in both hands, with a triplet of eighth notes in the right hand at the beginning of the second measure.

Fourth system of musical notation, continuing the piece. It features a grand staff with treble and bass clefs. The key signature has two sharps (F# and C#). The music consists of eighth-note patterns in both hands, with a triplet of eighth notes in the right hand at the beginning of the second measure.

Fifth system of musical notation, continuing the piece. It features a grand staff with treble and bass clefs. The key signature has two sharps. The music consists of eighth-note patterns in both hands, with a triplet of eighth notes in the right hand at the beginning of the second measure.

First system of musical notation. The right hand (treble clef) plays a sequence of eighth notes, starting with a key signature of one sharp (F#) and a common time signature. The left hand (bass clef) plays a sequence of eighth notes. A measure rest is present in the right hand at the end of the first measure. A triplet of eighth notes is marked with a '3' in the second measure of both hands.

Second system of musical notation. The right hand continues with eighth notes, and the left hand continues with eighth notes. A measure rest is present in the right hand at the end of the first measure. A triplet of eighth notes is marked with a '3' in the second measure of both hands.

Third system of musical notation. The right hand continues with eighth notes, and the left hand continues with eighth notes. A measure rest is present in the right hand at the end of the first measure. A triplet of eighth notes is marked with a '3' in the second measure of both hands.

Fourth system of musical notation. The right hand continues with eighth notes, and the left hand continues with eighth notes. A measure rest is present in the right hand at the end of the first measure. A triplet of eighth notes is marked with a '3' in the second measure of both hands.

Fifth system of musical notation. The right hand continues with eighth notes, and the left hand continues with eighth notes. A measure rest is present in the right hand at the end of the first measure. A triplet of eighth notes is marked with a '3' in the second measure of both hands.

Sixth system of musical notation. The right hand continues with eighth notes, and the left hand continues with eighth notes. A measure rest is present in the right hand at the end of the first measure. A triplet of eighth notes is marked with a '3' in the second measure of both hands.

First system of musical notation, featuring a grand staff with treble and bass clefs. The music consists of eighth-note chords in the right hand and eighth-note chords in the left hand. A trill-like triplet of eighth notes is marked with a '3' above it in the right hand.

Second system of musical notation, continuing the piece with similar eighth-note chordal textures and a triplet in the right hand.

Third system of musical notation, showing a change in the right-hand melody with a triplet of eighth notes.

Fourth system of musical notation, featuring a key signature change to two sharps (D major) and a triplet in the right hand.

Fifth system of musical notation, continuing in D major with eighth-note chords in both hands.

Sixth system of musical notation, concluding the page with eighth-note chords and a triplet in the right hand.

Arpeggien oder gebrochene Akkorde.

Arpèges ou accords brisés.

Ut majeur. Do mayor.

C-dur. C major.

*) 1 2 3 5 3 2

Arpeggios or broken chords.

Arpeggios ó acordes entrecortados.

Ut mineur. Do menor.

C-moll. C minor.

System 1: Two staves of music. The left staff is in bass clef with a key signature of two flats. The right staff is in treble clef. Fingerings are indicated by numbers 1, 4, and 5. The music consists of eighth and sixteenth notes.

System 2: Two staves of music. The left staff is in bass clef with a key signature of two flats. The right staff is in treble clef. Fingerings are indicated by numbers 1, 4, and 5. The music consists of eighth and sixteenth notes.

System 3: Two staves of music. The left staff is in bass clef with a key signature of two flats. The right staff is in treble clef. Fingerings are indicated by numbers 1, 3, and 4. The music consists of eighth and sixteenth notes.

System 4: Two staves of music. The left staff is in bass clef with a key signature of two flats. The right staff is in treble clef. Fingerings are indicated by numbers 1, 2, 3, 4, and 5. The music consists of eighth and sixteenth notes.

System 5: Two staves of music. The left staff is in bass clef with a key signature of two flats. The right staff is in treble clef. Fingerings are indicated by numbers 1, 2, 3, 4, and 5. The music consists of eighth and sixteenth notes.

System 6: Two staves of music. The left staff is in bass clef with a key signature of two flats. The right staff is in treble clef. Fingerings are indicated by numbers 1, 4, and 5. The music consists of eighth and sixteenth notes.

Réb majeur. Reb mayor.
Des-dur. D♭ major.

Ut# mineur. Do# menor.
Cis-moll. C# minor.

This page of sheet music contains six systems of piano accompaniment. Each system consists of two staves: a treble clef staff on top and a bass clef staff on the bottom. The music is written in a key signature of three sharps (F#, C#, G#) and a 2/4 time signature. The notation includes eighth and sixteenth notes, rests, and various fingerings indicated by numbers 1-5. Some systems feature a change in clef, with the bass line moving to a treble clef staff. The piece concludes with a double bar line and a key signature change to one sharp (F#).

Ré majeur. Re mayor.
D-dur. D major.

Ré mineur. Re menor.
D-moll. D minor.

System 1: Treble and Bass clefs. Treble clef contains a melodic line with fingerings 1 2 4 5 4 2. Bass clef contains a bass line with fingerings 5 4 2 1 2 4. The system concludes with a double bar line.

System 2: Treble and Bass clefs. Treble clef contains a melodic line with fingerings 1 2 4 1. Bass clef contains a bass line with fingerings 5 4 2 1 4. The system concludes with a double bar line.

System 3: Treble and Bass clefs. Treble clef contains a melodic line with fingerings 1 2 3. Bass clef contains a bass line with fingerings 5 4 2 1 4. The system concludes with a double bar line.

System 4: Treble and Bass clefs. Treble clef contains a melodic line with fingerings 1 2 3 4 5 4 3 2. Bass clef contains a bass line with fingerings 5 4 3 2 1 2 3 4. The system concludes with a double bar line.

System 5: Treble and Bass clefs. Treble clef contains a melodic line with fingerings 1 2 3 4 5 4 3 2. Bass clef contains a bass line with fingerings 5 4 3 2 1 2 3 4. The system concludes with a double bar line.

System 6: Treble and Bass clefs. Treble clef contains a melodic line with fingerings 1 2 3 4 5 4 3 2. Bass clef contains a bass line with fingerings 5 4 3 2 1 2 3 4. The system concludes with a double bar line.

Mib majeur. Mib mayor.
Es-dur. Eb major.

First system of musical notation for E-flat major exercises. It consists of two staves (treble and bass clef) with various rhythmic patterns and fingerings. Fingerings are indicated by numbers 1-5 above or below notes. A dashed box labeled '8' is placed over a sequence of notes in the right hand.

Second system of musical notation for E-flat major exercises. It consists of two staves with rhythmic patterns and fingerings. Fingerings are indicated by numbers 1-5. A dashed box labeled '8' is placed over a sequence of notes in the right hand.

Third system of musical notation for E-flat major exercises. It consists of two staves with rhythmic patterns and fingerings. Fingerings are indicated by numbers 1-5. A dashed box labeled '8' is placed over a sequence of notes in the right hand.

Fourth system of musical notation for E-flat major exercises. It consists of two staves with rhythmic patterns and fingerings. Fingerings are indicated by numbers 1-5. A dashed box labeled '8' is placed over a sequence of notes in the right hand.

Mib mineur. Mib menor.
Es-moll. Eb minor.

First system of musical notation for E-flat minor exercises. It consists of two staves with rhythmic patterns and fingerings. Fingerings are indicated by numbers 1-5. A dashed box labeled '8' is placed over a sequence of notes in the right hand.

Second system of musical notation for E-flat minor exercises. It consists of two staves with rhythmic patterns and fingerings. Fingerings are indicated by numbers 1-5. A dashed box labeled '8' is placed over a sequence of notes in the right hand.

First system of musical notation. The treble clef staff contains a sequence of notes with fingerings 1 2 4 5 4 2 above the first measure. The bass clef staff contains notes with fingerings 5 4 2 1 2 4 below the first measure. The system concludes with a double bar line.

Second system of musical notation. The treble clef staff continues with notes and fingerings 1 2 4 1 above the first measure. The bass clef staff has notes with fingerings 5 4 2 1 4 below the first measure. The system concludes with a double bar line.

Third system of musical notation. The treble clef staff features notes with fingerings 1 2 3 4 above the first measure. The bass clef staff has notes with fingerings 5 4 2 1 4 below the first measure. The system concludes with a double bar line.

Fourth system of musical notation. The treble clef staff contains notes with fingerings 1 2 3 4 5 4 3 2 above the first measure. The bass clef staff has notes with fingerings 5 4 3 2 1 2 3 4 below the first measure. The system concludes with a double bar line.

Fifth system of musical notation. The treble clef staff has notes with fingerings 1 4 above the first measure. The bass clef staff has notes with fingerings 5 1 4 below the first measure. The system concludes with a double bar line.

Sixth system of musical notation. The treble clef staff contains notes with fingerings 1 4 above the first measure. The bass clef staff has notes with fingerings 5 1 4 below the first measure. The system concludes with a double bar line.

Mi majeur. Mi mayor.
E-dur. E major.

Musical score for E major (Mi majeur). The score consists of four systems of piano accompaniment. Each system has a grand staff with a treble and bass clef. The music features a mix of eighth and sixteenth notes, often beamed together. Fingerings are indicated by numbers 1-5 above or below notes. Some notes have accents. The key signature is one sharp (F#).

Mi mineur. Mi menor.
E-moll. E minor.

Musical score for E minor (Mi mineur). The score consists of two systems of piano accompaniment. Each system has a grand staff with a treble and bass clef. The music features a mix of eighth and sixteenth notes, often beamed together. Fingerings are indicated by numbers 1-5 above or below notes. Some notes have accents. The key signature is no sharps or flats.

This page of piano sheet music consists of six systems of staves. Each system contains a grand staff with a treble clef on the upper staff and a bass clef on the lower staff. The music is written in a key signature of one sharp (F#) and a 2/4 time signature. The notation includes eighth and sixteenth notes, rests, and various fingerings indicated by numbers 1-5. Some measures feature slurs and accents. The piece concludes with a double bar line and a repeat sign at the end of the sixth system.

Fa majeur. Fa mayor.
F-dur. F major.

1 2 3 5 3 2

1 2 3 1

1 2 3 1

5 4 2 1 2 4

5 4 2 1 4

4 1 2 4

1 3

1 3

4 1 2 4

1 3

1 2 3 1

1 2 3 1

1 2 4 5 4 2

5 4 2 1 4

4 1 2 4

1 3

1 3

5 1 2 1 2 4

1 2 4 1

1 2 4 1

1 2 4 1

5 4 2 1 4

4 1 2 4

1 3

1 3

5 4 2 1 4

4 1 2 4

1 3

1 2 4 5 4 2

1 2 4 1

1 2 4 1

5 3 2 1 2 3

5 3 2 1 4

1 3

1 3

3 1 2 3

1 3

Fa mineur. Fa menor.
F-moll. F minor.

1 2 4 1

1 2 4 1

1 2 3 5 3 2

5 4 2 1 4

4 1 2 4

1 3

1 3

3 1 2 3

1 3

1 2 3 1

1 2 3 1

1 2 3 1

5 3 2 1 4

4 1 2 4

1 3

1 3

3 1 2 3

1 3

System 1: Treble and bass clefs. Treble clef has a sequence of notes with fingerings 1 2 4 5 4 2. Bass clef has a sequence of notes with fingerings 5 4 2 1 2 4. A measure with a fermata and fingerings 1 4 4 is shown. A measure with a fermata and fingerings 5 4 2 1 4 is shown. A measure with a fermata and fingerings 4 1 2 4 is shown. A measure with a fermata and fingerings 1 4 4 is shown.

System 2: Treble and bass clefs. Treble clef has a sequence of notes with fingerings 1 2 4 1. Bass clef has a sequence of notes with fingerings 5 4 2 1 4. A measure with a fermata and fingerings 4 1 2 4 is shown. A measure with a fermata and fingerings 1 1 4 is shown. A measure with a fermata and fingerings 5 4 2 1 2 4 is shown. A measure with a fermata and fingerings 1 2 3 5 3 2 is shown.

System 3: Treble and bass clefs. Treble clef has a sequence of notes with fingerings 1 2 3 1. Bass clef has a sequence of notes with fingerings 5 4 2 1 4. A measure with a fermata and fingerings 4 1 2 4 is shown. A measure with a fermata and fingerings 1 1 4 is shown. A measure with a fermata and fingerings 5 4 2 1 4 is shown. A measure with a fermata and fingerings 4 1 2 4 is shown. A measure with a fermata and fingerings 1 1 4 is shown.

System 4: Treble and bass clefs. Treble clef has a sequence of notes with fingerings 1 2 3 4 5 4 3 2. Bass clef has a sequence of notes with fingerings 5 4 3 2 1 2 3 4. A measure with a fermata and fingerings 1 4 1 is shown. A measure with a fermata and fingerings 4 1 1 is shown. A measure with a fermata and fingerings 5 4 1 is shown. A measure with a fermata and fingerings 4 1 1 is shown.

System 5: Treble and bass clefs. Treble clef has a sequence of notes with fingerings 1 1. Bass clef has a sequence of notes with fingerings 5 1 4. A measure with a fermata and fingerings 4 1 1 is shown. A measure with a fermata and fingerings 1 1 4 is shown. A measure with a fermata and fingerings 1 1 4 is shown. A measure with a fermata and fingerings 1 2 3 4 5 4 3 2 is shown. A measure with a fermata and fingerings 5 4 3 2 1 2 3 4 is shown.

System 6: Treble and bass clefs. Treble clef has a sequence of notes with fingerings 1 1 4. Bass clef has a sequence of notes with fingerings 5 1 4. A measure with a fermata and fingerings 4 1 1 is shown. A measure with a fermata and fingerings 1 1 4 is shown. A measure with a fermata and fingerings 1 1 4 is shown. A measure with a fermata and fingerings 1 1 4 is shown. A measure with a fermata and fingerings 1 1 4 is shown.

Fa# majeur. Fa# mayor.
Fis-dur. F# major.

1 2 3 5 3 2 1 2 3 1 1 3 2 1 1 3 2 1

5 4 2 1 2 4 5 4 2 1 4 4 1 2 4 1

1 2 3 1 1 3 2 1 1 2 4 5 4 2 1 2 4 5 4 2

5 4 2 1 4 4 1 2 4 5 4 2 1 2 4 5 4 2 1 2 4

1 2 4 1 5 5 1 4 1 2 4 1 8 5 1 4

5 4 2 1 4 4 1 2 4 5 4 2 1 4 4 1 2 4

1 2 4 5 4 2 1 2 4 1 1 3 2 1 4 8 5 4 2 1 4

5 3 2 1 2 3 5 3 2 1 3 3 1 2 3 3 1 2 3

Fa# mineur. Fa# menor.
Fis-moll. F# minor.

1 2 4 1 8 5 4 2 1 4 1 2 4 5 4 2

5 3 2 1 3 3 1 2 3 5 3 2 1 2 3

8 5 4 2 1 4 1 2 4 1 8 5 4 2 1 4

5 3 2 1 3 3 1 2 3 5 3 2 1 3 3 1 2 3

System 1: Treble and bass clefs. Treble clef has notes with fingerings 1 2 4 5 4 2, 1 2 4 1, and a dotted line with 5 5. Bass clef has notes with fingerings 5 4 2 1 2 4, 5 4 2 1 4, and 4 1 2 4 1 1.

System 2: Treble clef has notes with fingerings 1 2 4 1, a dotted line with 5 5, and 1 4 4. Bass clef has notes with fingerings 5 4 2 1 4, 4 1 2 4 1 1, and 5 4 2 1 2 4.

System 3: Treble clef has notes with fingerings 1 2 3 1, a dotted line with 5 3 2, 1 3 3, 1 2 3 1, a dotted line with 5 3 2, and 1 3 3. Bass clef has notes with fingerings 5 1 2 1 4, 4 1 1, 5 4 2 1 4, 4 1 1, and 1 1.

System 4: Treble clef has notes with fingerings 1 2 3 4 5 4 3 2, 1 1, a dotted line with 5 5, and 1 4 4. Bass clef has notes with fingerings 5 4 3 2 1 2 3 4, 5 1 1, 1 1, and 1 1.

System 5: Treble clef has notes with fingerings 1 1, a dotted line with 5 5, 1 4 4, and 1 2 3 4 5 4 3 2. Bass clef has notes with fingerings 5 1 4, 4 1 1, 5 4 3 2 1 2 3 4, and 5 4 3 2 1 2 3 4.

System 6: Treble clef has notes with fingerings 1 1, a dotted line with 5 5, 1 4 4, 1 1, a dotted line with 5 5, and 1 4 4. Bass clef has notes with fingerings 5 1 4, 4 1 1, 5 1 4, 4 1 1, and 1 1.

26 Sol majeur. Sol mayor.
G-dur. G major.

The first system of musical notation for G major. It consists of two staves, a treble clef staff on top and a bass clef staff on the bottom. The treble staff contains a sequence of eighth notes with a fingering of 1 2 3 5 3 2. The bass staff contains a sequence of eighth notes with a fingering of 5 4 2 1 2 4. The system concludes with a trill exercise in the treble staff marked with an '8' and a fingering of 1 3, and a similar trill in the bass staff with a fingering of 1 1.

The second system of musical notation for G major. It consists of two staves, a treble clef staff on top and a bass clef staff on the bottom. The treble staff contains a sequence of eighth notes with a fingering of 1 2 3 1. The bass staff contains a sequence of eighth notes with a fingering of 5 4 2 1 4. The system concludes with a trill exercise in the treble staff marked with an '8' and a fingering of 1 3, and a similar trill in the bass staff with a fingering of 1 1.

The third system of musical notation for G major. It consists of two staves, a treble clef staff on top and a bass clef staff on the bottom. The treble staff contains a sequence of eighth notes with a fingering of 1 2 4 1. The bass staff contains a sequence of eighth notes with a fingering of 5 4 2 1 1. The system concludes with a trill exercise in the treble staff marked with an '8' and a fingering of 1 4, and a similar trill in the bass staff with a fingering of 1 1.

The fourth system of musical notation for G major. It consists of two staves, a treble clef staff on top and a bass clef staff on the bottom. The treble staff contains a sequence of eighth notes with a fingering of 1 2 4 5 4 2. The bass staff contains a sequence of eighth notes with a fingering of 5 3 2 1 2 3. The system concludes with a trill exercise in the treble staff marked with an '8' and a fingering of 1 4, and a similar trill in the bass staff with a fingering of 1 1.

Sol mineur. Sol menor.
G-moll. G minor.

The first system of musical notation for G minor. It consists of two staves, a treble clef staff on top and a bass clef staff on the bottom. The treble staff contains a sequence of eighth notes with a fingering of 1 2 4. The bass staff contains a sequence of eighth notes with a fingering of 5 3 2. The system concludes with a trill exercise in the treble staff marked with an '8' and a fingering of 1 4, and a similar trill in the bass staff with a fingering of 1 1.

The second system of musical notation for G minor. It consists of two staves, a treble clef staff on top and a bass clef staff on the bottom. The treble staff contains a sequence of eighth notes with a fingering of 1 2 3. The bass staff contains a sequence of eighth notes with a fingering of 5 3 2. The system concludes with a trill exercise in the treble staff marked with an '8' and a fingering of 1 3, and a similar trill in the bass staff with a fingering of 1 1.

System 1: Treble and bass clefs. Treble clef has a sequence of eighth notes with fingerings 1 2 4 5 4 2. Bass clef has a sequence of eighth notes with fingerings 5 4 2 1 2 4. A dashed box labeled '8' spans the first two measures of the treble clef.

System 2: Treble and bass clefs. Treble clef has a sequence of eighth notes with fingerings 1 2 4 1 1 5 4 2 1 4. Bass clef has a sequence of eighth notes with fingerings 5 4 2 1 2 4. A dashed box labeled '8' spans the first two measures of the treble clef.

System 3: Treble and bass clefs. Treble clef has a sequence of eighth notes with fingerings 1 2 3 1 1 5 3 2 1 3. Bass clef has a sequence of eighth notes with fingerings 5 4 2 1 4. A dashed box labeled '8' spans the first two measures of the treble clef.

System 4: Treble and bass clefs. Treble clef has a sequence of eighth notes with fingerings 1 2 3 4 5 4 3 2 1 4. Bass clef has a sequence of eighth notes with fingerings 5 4 3 2 1 2 3 4. A dashed box labeled '8' spans the first two measures of the treble clef.

System 5: Treble and bass clefs. Treble clef has a sequence of eighth notes with fingerings 1 1 5 4 1 2 3 4 5 4 3 2. Bass clef has a sequence of eighth notes with fingerings 5 4 3 2 1 2 3 4. A dashed box labeled '8' spans the first two measures of the treble clef.

System 6: Treble and bass clefs. Treble clef has a sequence of eighth notes with fingerings 1 1 5 4 1 2 3 4 5 4 3 2. Bass clef has a sequence of eighth notes with fingerings 5 4 3 2 1 2 3 4. A dashed box labeled '8' spans the first two measures of the treble clef.

Lab majeur. Lab mayor.
As-dur. Ab major.

Musical score for Lab majeur (As-dur). The score consists of four systems of piano accompaniment, each with a treble and bass staff. The key signature has two flats (B-flat and E-flat). Fingerings are indicated by numbers 1-5. Some measures include an 8-measure repeat sign. The first system starts with a treble staff fingering of 1 2 3 5 3 2 and a bass staff fingering of 5 4 2 1 2 4. The second system has a treble staff fingering of 1 2 3 1 and a bass staff fingering of 5 4 2 1 4. The third system has a treble staff fingering of 1 2 4 1 and a bass staff fingering of 5 4 2 1 4. The fourth system has a treble staff fingering of 1 2 4 5 4 2 and a bass staff fingering of 5 3 2 1 2 3.

Lab mineur. Lab menor.
As-moll. Ab minor.

Musical score for Lab mineur (As-moll). The score consists of two systems of piano accompaniment, each with a treble and bass staff. The key signature has three flats (B-flat, E-flat, and A-flat). Fingerings are indicated by numbers 1-5. Some measures include an 8-measure repeat sign. The first system has a treble staff fingering of 1 2 4 1 and a bass staff fingering of 5 3 1 1 3 3 1 2 3 1. The second system has a treble staff fingering of 1 2 4 1 and a bass staff fingering of 5 3 2 1 2 3 1.

1 2 4 5 4 2

8- 5 4 2 1 4

1 2 4 1 1 5 4 2 1 4 4

5 4 2 1 2 4 5 4 2 1 4 4 1 2 4 1 1

1 2 4 1 1 5 4 2 1 4 4

8- 5 4 2 1 2 4

1 2 3 5 3 2

5 4 2 1 2 4 5 4 2 1 2 4 1

1 2 3 1 1 5 3 2 1 3 3

8- 5 3 2 1 3

1 2 3 1 8- 5 3 2 1 3 3

5 4 2 1 4 4 1 2 4 1 1 5 4 2 1 4 4 1 2 4 1 1

1 2 3 4 5 4 3 2

1 1 8- 5 1 4 4

5 4 3 2 1 2 3 4 5 1 4 4 1 1 1 1

1 1 8- 5 1 4 4

1 2 3 4 5 4 3 2

5 1 4 4 1 1 1 5 4 3 2 1 2 3 4

1 2 4 1 8- 5 1 4 4

1 2 4 1 8- 5 1 4 4

5 1 4 4 1 1 1 5 1 4 4 1 1 1

La majeur. La mayor.

A-dur. A major.

1 2 3 5 3 2 | 1 2 3 1 | 1 5 3 2 | 1 3 3

5 4 2 1 2 4 | 5 4 2 1 3 | 1 3 1 2 3 | 1

1 2 3 1 | 1 5 3 2 | 1 3 3 | 1 2 4 5 4 2

5 4 2 1 3 | 1 3 1 2 3 | 1 | 5 4 2 1 2 4

1 2 4 | 1 1 5 4 2 | 1 4 4 | 1 2 4 | 1 1 5 4 2 | 1 4 4

5 4 2 | 1 4 4 1 2 4 | 1 | 5 4 2 | 1 4 4 1 2 4 | 1

1 2 4 5 4 2 | 1 2 4 | 1 1 5 4 2 | 1 4 4

5 3 2 1 2 3 | 5 3 2 | 1 3 3 1 2 3 | 1

La mineur. La menor.
A-moll. A minor.

1 2 4 | 1 1 5 4 2 | 1 4 4

5 3 2 | 1 3 3 1 2 3 | 1

1 2 4 | 1 1 5 4 2 | 1 4 4 | 1 2 4 | 1 1 5 4 2 | 1 4 4

5 3 2 | 1 3 3 1 2 3 | 1 | 5 3 2 | 1 3 3 1 2 3 | 1

1 2 4 5 4 2

5 4 2 1 2 4

1 2 4 1 1 1 5 4 2 1 4

5 4 2 1 4 4 1 2 4 1

8-measure repeat sign

1 2 4 1 1 5 4 2 1 4

5 4 2 1 4 4 1 2 4 1

1 2 3 5 3 2

5 4 2 1 2 4

8-measure repeat sign

1 2 3 1

5 4 2 1 4

1 5 3 2 1 3

4 1 2 4 1

1 2 3 1

5 4 2 1 4

8-measure repeat sign

1 5 3 2 1 3

4 1 2 4 1

1 2 3 4 5 4 3 2

5 4 3 2 1 2 3 4

1 1 1 5 4 2 1 4

5 1 4 1 1 1 1

8-measure repeat sign

1 4 1 4

1 1 1 5 4 2 1 4

5 1 4 1 1 1 1

8-measure repeat sign

1 4 1 4

1 2 3 4 5 4 3 2

5 4 3 2 1 2 3 4

1 1 1 5 4 2 1 4

5 1 4 1 1 1 1

8-measure repeat sign

1 4 1 4

1 1 1 5 4 2 1 4

5 1 4 1 1 1 1

Sib majeur. Sib mayor.

B-dur. B♭ major.

1 2 3 5 3 2

1 2 3 1

1 5 3 2 1 3

5 4 2 1 2 4

5 4 2 1 4

4 1 2 4 1

4 1 2 4 1

8

1 2 3 1

1 5 3 2 1 3

1 2 4 5 4 2

5 4 2 1 2 4

4 1 2 4 1

5 4 2 1 2 4

8

1 2 4

1 5 4 2 1 4

1 2 4

1 5 4 2 1 4

5 4 2 1 4

4 1 2 4 1

4 1 2 4 1

8

1 2 4 5 4 2

1 2 4

1 5 4 2 1 4

5 3 2 1 2 3

1 2 4

1 5 4 2 1 4

5 3 2 1 3

3 1 2 3 1

1 4 4

8

Sib mineur. Sib menor.

B-moll. B♭ minor.

1 2 4

1 5 4 2 1 4

1 2 3 5 3 2

5 3 2 1 3

3 1 2 3 1

1 4 4

5 3 2 1 2 3

8

1 2 3

1 5 3 2 1 3

1 2 3

1 5 3 2 1 3

5 3 2 1 3

3 1 2 3 1

3 1 2 3 1

8

1 2 4 5 4 2

5 4 2 1 2 4

8

1 2 4 1 1 5 4 2 1 4 4

1 2 4 1 1 5 4 2 1 4 4

5 4 2 1 2 4

8

1 2 3 5 3 2

5 4 2 1 2 4

1 2 3 1 1 5 3 2 1 3 3

5 4 2 1 4

8

1 2 3 1 1 5 3 2 1 3 3

4 1 2 1 1 4 1 2

1 2 3 4 5 4 3 2

5 4 3 2 1 2 3 4

8

1 1 1 5 1 4 4

5 1 4 4 1 1 1

1 1 1 5 1 4 4

5 1 4 4 1 1 1

8

1 2 3 4 5 4 3 2

5 4 3 2 1 2 3 4

1 1 1 5 1 4 4

5 1 4 4 1 1 1

8

1 1 1 5 1 4 4

5 1 4 4 1 1 1

Si majeur. Si mayor.
H-dur. B major.

Handwritten musical notation for the first system of 'Si majeur'. It consists of two staves: a treble clef staff and a bass clef staff. The treble staff contains a sequence of eighth notes with fingerings: 1 2 3 5 3 2, 1 2 3 1, and 1 5 3 2 1 3. A dashed line with an '8' above it spans the first two measures. The bass staff contains a sequence of eighth notes with fingerings: 5 4 2 1 2 4, 5 3 2 1 3, 3 1, and 1 1 1.

Handwritten musical notation for the second system of 'Si majeur'. It consists of two staves. The treble staff contains eighth notes with fingerings: 1 2 3 1, 1 5 3 2 1 3, 1 3, and 1 2 4 5 4 2. A dashed line with an '8' above it spans the first two measures. The bass staff contains eighth notes with fingerings: 5 3 2 1 3, 3 1, 1 1 1, and 5 4 2 1 2 4.

Handwritten musical notation for the third system of 'Si majeur'. It consists of two staves. The treble staff contains eighth notes with fingerings: 1 2 4, 1 1, 1 5 4 2 1 4, 1 4, 1 2 4, 1 1, 1 5 4 2 1 4, 1 4. A dashed line with an '8' above it spans the first two measures. The bass staff contains eighth notes with fingerings: 5 4 2 1 4, 4 1 2 4, 1, 5 4 2 1 4, 4 1 2 4, 1.

Handwritten musical notation for the fourth system of 'Si majeur'. It consists of two staves. The treble staff contains eighth notes with fingerings: 1 2 4 5 4 2, 1 2 4, 1 1, 1 5 4 2 1 4, 1 4, 1 4. A dashed line with an '8' above it spans the first two measures. The bass staff contains eighth notes with fingerings: 5 3 2 1 2 3, 5 3 2 1 3, 1 3, 1 3, 1 2 3, 1.

Handwritten musical notation for the fifth system of 'Si mineur'. It consists of two staves. The treble staff contains eighth notes with fingerings: 1 2 4, 1 1, 1 5 4 2 1 4, 1 4, 1 4. A dashed line with an '8' above it spans the first two measures. The bass staff contains eighth notes with fingerings: 5 3 2 1 3, 1 3, 1 3, 1 2 3, 1. The key signature changes to one flat (B minor) for the second system.

Si mineur. Si menor.
H-moll. B minor.

System 1: Treble and bass staves with fingerings. Treble clef: 1 2 4, 1, 1 5, 1 4, 1 4. Bass clef: 5 3 2, 1 3, 3 1 2 3, 1. A dashed box labeled '8' spans the first two measures.

System 2: Treble and bass staves with fingerings. Treble clef: 1 2 4 5 4 2, 1 2 4, 1, 1 5 4 2, 1 4. Bass clef: 5 4 2 1 2 4, 5 4 2, 1 4, 4 1 2 4, 1. A dashed box labeled '8' spans the last two measures.

System 3: Treble and bass staves with fingerings. Treble clef: 1 2 4, 1, 1 5 4 2, 1 4. Bass clef: 5 4 2, 1 4, 4 1 2 4, 1. A dashed box labeled '8' spans the first two measures. Treble clef: 1 2 3 5 3 2.

System 4: Treble and bass staves with fingerings. Treble clef: 1 2 3 1, 1 5 3 2, 1 3, 1 2 3 1, 1 5 3 2, 1 3. Bass clef: 5 4 2 1 4, 4 1 2 4, 1, 5 4 2 1 4, 4 1 2 4, 1. A dashed box labeled '8' spans the first two measures.

System 5: Treble and bass staves with fingerings. Treble clef: 1 2 3 4 5 4 3 2, 1, 1 b, 1 b 5, 1 4. Bass clef: 5 4 3 2 1 2 3 4, 5, 1 4, 4 1 4, 1. A dashed box labeled '8' spans the last two measures.

System 1: Treble and bass clefs. Treble clef contains a melodic line with eighth notes and slurs, including a dotted eighth note. Bass clef contains a bass line with eighth notes and slurs. Fingerings are indicated by numbers 1-5. A dashed box labeled '8' spans the first two measures.

System 2: Treble and bass clefs. Treble clef contains a melodic line with eighth notes and slurs. Bass clef contains a bass line with eighth notes and slurs. Fingerings are indicated by numbers 1-5. A dashed box labeled '8' spans the first two measures.

System 3: Treble and bass clefs. Treble clef contains a melodic line with eighth notes and slurs. Bass clef contains a bass line with eighth notes and slurs. Fingerings are indicated by numbers 1-5. A dashed box labeled '8' spans the first two measures.

System 4: Treble and bass clefs. Treble clef contains a melodic line with eighth notes and slurs, including a dotted eighth note. Bass clef contains a bass line with eighth notes and slurs. Fingerings are indicated by numbers 1-5. A dashed box labeled '8' spans the first two measures.

System 5: Treble and bass clefs. Treble clef contains a melodic line with eighth notes and slurs. Bass clef contains a bass line with eighth notes and slurs. Fingerings are indicated by numbers 1-5. A dashed box labeled '8' spans the first two measures.

Neues Studienwerk für Klavier,

das sich überall schnell einführte.

Carl Heinrich Döring, Op. 309.

Vier charakteristische und melodische

OKTAVEN-ETÜDEN: 1. Eilende Wolken ---- 2. Wandernde Zigeuner 3. Nord und Süd ----- 4. Liebesfrühling -----

==== Für jeden vorgeschrittenen Klavierspieler. ====

Text: Deutsch — Englisch — Französisch — Italienisch — Spanisch.

Preis kplt. M. 1.—.

Kritiken von Autoritäten auf dem Gebiete des Klavierspiels:

Herr Professor Josef Stiasny (Vorstand der Ed. Horakschen Musikschulen), Wien, schreibt: „Die im Verlage von J. Schuberth & Co. erschienenen Oktavenetüden op. 309 verfolgen nicht nur den eigentlichen rein technischen Zweck, sondern sind als melodische Charakterstücke gedacht und zufolge ihrer reizenden Melodik zum Vortrage sehr geeignet. Ihrer großen Verwendbarkeit im Unterrichte wegen wurden diese Etüden in den Lehrplan der Ed. Horakschen (Franz Brixeschen) Musikschulen in Wien aufgenommen. Zur Popularisierung dieser wirklich schätzenswerten Etüden werde ich kräftigst beitragen.“

Herr Professor Gustav Schumann (Direktor der Rollfuss'schen Musik-Akademie) schreibt: „Der sehr hübsche poetische Inhalt dieser vier Etüden entspricht vollkommen den von Ihnen gewählten Überschriften: Eilende Wolken, Wandernde Zigeuner, Nord und Süd, Liebesfrühling. Da nun aber auch das Wesentlichste der für den Klavierspielenden so notwendigen Oktaventechnik darin behandelt wird, so eignen sie sich sowohl zum Vortrag, wie auch zu ernstem technischen Studium. Sie bilden somit eine wertvolle Bereicherung der Oktavenliteratur und sind namentlich vorwärtsstrebenden Spielern der Mittelstufe aufs wärmste zu empfehlen. Jedenfalls werde ich in meiner Schule reichlichen Gebrauch davon machen.“

Herr Direktor Richard Kaden (Pädagogische Musikschule), Dresden, schreibt: „Prof. Dörings Oktaven-Etüden, Opus 309, sind ausgesprochene Charakterstücke mit ansprechenden harmonischen, melodischen und dynamischen Wendungen, gleich geeignet, die Technik des Oktavenspiels als auch den musikalischen Vortrag zu fördern. Wir können das neue, jugendfrisch geschriebene Werk aus der bewährten Feder des Herrn Professors Hofrat Heinrich Döring, der einst für die Musik-Pädagogik überhaupt grundlegend gewirkt hat, allen Klavierlehrern und -Schülern, die es mit ihrer Kunst ernst nehmen, auf das wärmste empfehlen.“

Herr Professor O. Schmid schreibt im „Dresdner Journal“, Nr. 156: „Wenn der Senior unserer einheimischen Klavierpädagogen, Meister C. H. Döring, mit neuen Werken zu Unterrichtszwecken hervortritt, so wird man immer von neuem wieder Gelegenheit haben, auf die eminente musikpädagogische Begabung hinzuweisen, die ihm eigen ist. Das Lehrhafte in einer nicht nur jeder trocken pedantischen Artung abholden Form, sondern geradezu in einer anregenden und unterhaltenden Gestaltung zu geben, kann man als seine Spezialkunst betrachten. Zeugnis von dieser Sonderbegabung legen auch wieder die Oktaven-Etüden op. 309 ab, die er soeben im Verlag von J. Schuberth & Co., Leipzig, erscheinen ließ. Es sind das Musikstücke, die bereits die Beherrschung der rein technischen Seite des Oktavenspiels bis zu einem gewissen Grade voraussetzen, also das mechanisch-technische

Studium nicht mehr als Hauptzweck ins Auge fassen. „Eilende Wolken“, „Wandernde Zigeuner“, „Nord und Süd“ und „Liebesfrühling“ betitelt, vereinigen sie vielmehr den Etüdencharakter mit dem des musikalischen Charakterstücks in glücklichster Weise, zielen also ganz wesentlich auch dahin, den musikalischen Vortrag zu beleben.“

Herr Professor Julius Epstein, Wien, schreibt: „Die Oktaven-Etüden Opus 309, sind ausgezeichnet, nützlich und schön, wie alles von dem vortrefflichen Pädagogen und Komponisten C. H. Döring.“

Herr Seminarlehrer Emil Petzold, Bautzen, schreibt: „Die Bekanntschaft mit Dörings Oktaven-Etüden mir vermittelt zu haben, bin ich Ihnen besonders dankbar. Bei allem Etüdeninhalte sind doch die 4 Nummern Charakterstücke allerliebsten Genres, und ich werde nie versäumen, gerade auf dieses Werkchen an ganz geeigneter Stelle hinzuweisen.“

Herr Musikdirektor Ed. Steinwarz, Karlsruhe, schreibt: „Döring, Oktaven-Etüden und Erdstein, Valse caprice bedeuten eine wertvolle Bereicherung der Klavierliteratur; ich werde sie jedenfalls beim Unterrichte gebrauchen.“

Herr Direktor M. Kaufmann, Karlsbad, schreibt: „Die Oktaven-Etüden haben so sehr meinen Beifall gefunden, daß ich das ausgezeichnete Werkchen in meiner Musikschule einführen werde. Die überaus glückliche Idee, das Oktavenstudium dem Schüler in Form von reizenden Vortragspiecen zu versüßen, ist Herrn Döring so glänzend gelungen, daß man bestimmt annehmen kann, daß diese Form, im Gegensatz zu dem sonst so trockenem Studienmaterial, von den angehenden Klavierspielern mit Vergnügen und gerne geübt werden wird.“

Der große, deutliche Druck und die angenehme Fingersatzbezeichnung, welche dem Lehrer und dem Schüler den Unterricht erleichtert, empfehlen das Werk noch außerdem.

Die Rheinische Musik- und Theaterzeitung schreibt: „Der Verfasser bietet hier bequeme ausführbare, melodische, rhythmisch interessierende Oktavenstudien, die beim Unterrichte auf der Mittelstufe sehr begrüßt werden dürften.“

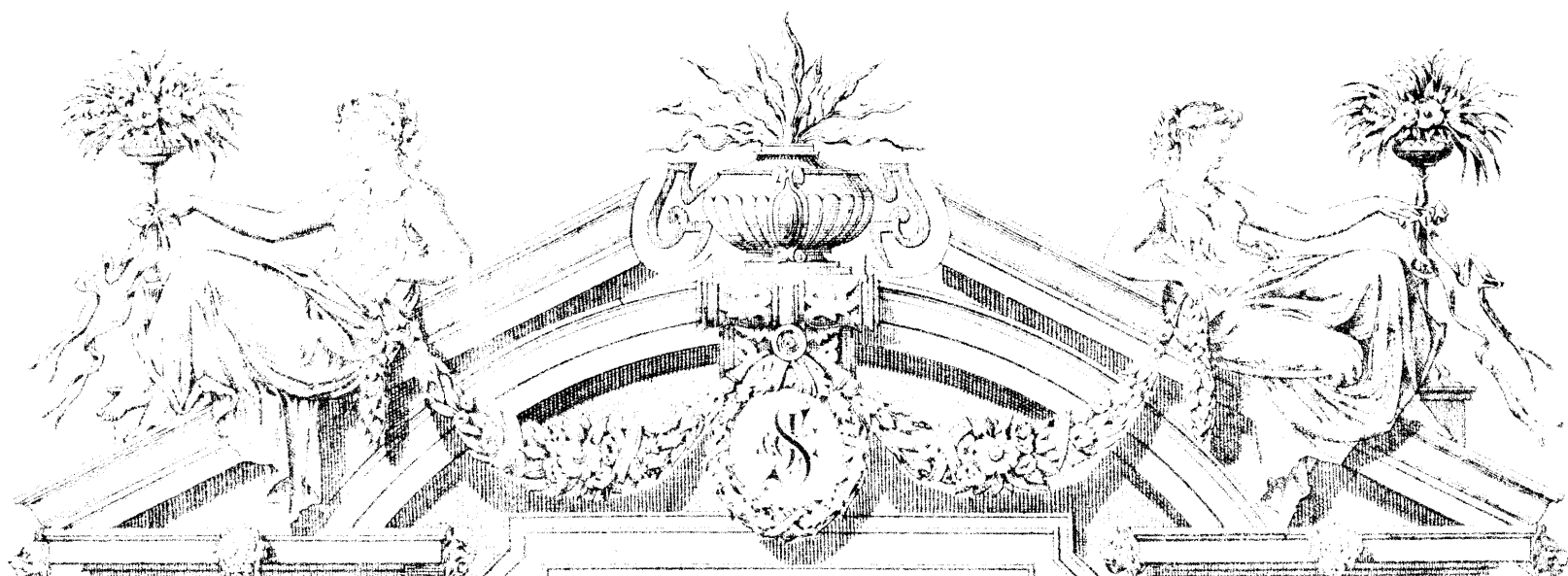
Die Musikpädagogischen Blätter (Klavierlehrer), Januar 1911, schreiben: „Diese 4 kleinen Oktavenstudien, denen der Autor die Überschriften „Eilende Wolken“, „Wandernde Zigeuner“, „Nord und Süd“ und „Liebesfrühling“ mitgab, sollen weniger dem mechanisch technischen Studium dienen; sie wenden sich an Spieler, die bereits tüchtige Technik im Oktavenspiel besitzen, denen die Studien aber Gelegenheit zur Erlangung eines musikalisch belebten Vortrages in der Oktaventechnik bieten. Sie enthalten bei klarem Aufbau und schlichter Harmonik hübsche melodische Elemente bei lebendiger Rhythmik und können warm empfohlen werden.“

Von demselben Autor erschienen früher folgende Unterrichtswerke:

Op. 42. 2 Sonaten in G- und C-dur à 1.50
Op. 166. 24 Etüden in stufenweiser Folge, zugleich „Vorstudien für C. Czernys Schule der Geläufigkeit“ Heft I —.75
Op. 166. Heft II/III à 1.50
Op. 255. 12 melodische Klavier-Etüden in fortschreitender Folge für den Unterrichtsgebrauch auf der Mittelstufe. 3 Hefte à 1.—

Op. 256. Lenzknospen. Fünf melodische und instruktive Vortragstücke mittlerer Schwierigkeit à 2ms:
Nr. 1. Jetzt blüht's in allen Wipfeln. Nr. 2. Hinaus in den Wald à —.75
Nr. 3. Frühlingstraum. Nr. 4. Frühling lockt mit Sonnenschein à —.75
Nr. 5. Fest in der Waldschenke —.75

Verlag von J. Schuberth & Co., Leipzig.



Nr. 2611/22.

Technische Studien

für Pianoforte

von

Franz Liszt.

Unter Redaktion von
Professor A. Winterberger.

Technical Studies

for the Pianoforte

by

Franz Liszt.

With a digest thereof by
Professor A. Winterberger.

Heft } I. II. III. IV. V. VI. VII. VIII. IX. X. XI. XII.
Book }

For the United States, the Copyright has been ceded
to a Citizen of that Country.

Ent. Stationer's Hall. Copyright Registry No. 3170.

Eingetragen in das Vereinsarchiv.



Ergeben die Verleger

J. Schuberth & Co

LEIPZIG

Technische Studien

für Pianoforte

von

Franz Liszt.

Inhaltsverzeichnis.

- HEFT I. Übungen zur Kräftigung und Unabhängigkeit der einzelnen Finger bei stillstehender Hand und Akkordstudien.
- " II. Vorstudien zu den Dur- und Moll-Skalen.
- " III. Skalen in Terzen- und Sexten-Lage. Springende oder durchbrochene Skalen.
- " IV. Chromatische Skalen und Übungen. Skalen in der Gegenbewegung.
- " V. Repetierende Terzen, Quarten und Sexten mit verschiedenem Fingersatz. Skalenartige Terzen-Übungen in gerader Bewegung und in der Gegenbewegung. Quarten- und Sexten-Übungen.
- " VI. Dur-, Moll- und chromatische Skalen in Terzen und Sexten.
- " VII. Sext-Akkord-Skalen mit verschiedenem Fingersatz. Springende oder durchbrochene Skalen in Terzen, Sexten und Sextakkorden. Chromatische Terzen, Quarten und Sexten. Oktaven-Skalen.
- " VIII. Gebrochene Oktaven. Springende oder durchbrochene Oktav-Skalen. Akkord-Studien. Triller in Terzen, Sexten, Quarten und Oktaven.
- " IX. Verminderte Septimen-Akkorde. Übungen bei stillstehender Handhaltung. Arpeggien oder gebrochene Akkorde.
- " X. Gebrochene Akkorde mit verschiedenen Fingersätzen durch alle Dur- und Moll-Skalen.
- " XI. Arpeggien in Terzen und Sexten mit verschiedenem Fingersatz.
- " XII. Oktaven-Übungen mit verschiedenem Fingersatz und Akkord-Übungen.

Technical Studies

for the Pianoforte

by

Franz Liszt.

Contents.

- BOOK I. Exercises for gaining strength and independence of each individual finger with quiet hand, and chord-studies.
- " II. Preparatory studies for the major and minor scales.
- " III. Scales in thirds and sixths. Arpeggios, or broken scales.
- " IV. Chromatic scales and exercises. Scales in contrary motion.
- " V. Repeated thirds, fourths and sixths, with various fingerings. Exercises in thirds (formed from scales, in parallel and contrary motion. Exercises in fourths and sixths.
- " VI. Major, minor and chromatic scales in double-thirds and -sixths.
- " VII. Scales in chords of the sixth with various fingerings. Arpeggios, or broken scales in double-thirds and -sixths, and chords of the sixth. Chromatic thirds, fourths and sixths. Octave scales, major and minor.
- " VIII. Broken octaves. Arpeggiated, or broken octave scales. Chord-studies. Shakes in thirds, sixths, fourths and octaves.
- " IX. Chords of the diminished seventh. Exercises with quiet hand. Arpeggios, or broken chords.
- " X. Broken-chords with various fingerings throughout all major and minor scales.
- " XI. Arpeggios in thirds and in sixths with various fingerings.
- " XII. Octave-studies with various fingerings and chord-studies.

For the United States,
the Copyright has been ceded to a Citizen of that Country.

Ent. Stationer's Hall. London. Copyright Registry No. 3170.

Eingetragen in das Vereinsarchiv.

Technische Studien

für Pianoforte

von

Franz Liszt.

Heft X.

Gebrochene Akkorde
mit verschiedenen Fingersätzen
durch alle Dur- und Moll-Skalen.

Ut majeur. Do mayor.

C-dur. C major.

First system of musical notation for C major. It consists of two staves (treble and bass clef) with broken chords. Fingerings are indicated by numbers 1-5 above or below notes. The right hand starts with a treble clef and a key signature of one sharp (F#), while the left hand starts with a bass clef and a key signature of one flat (Bb). The piece concludes with a double bar line and a circled number 4.

Ut mineur. Do menor.

C-moll. C minor.

Second system of musical notation for C minor. It consists of two staves (treble and bass clef) with broken chords. Fingerings are indicated by numbers 1-5 above or below notes. The right hand starts with a treble clef and a key signature of two flats (Bb, Eb), while the left hand starts with a bass clef and a key signature of two flats (Bb, Eb). The piece concludes with a double bar line and a circled number 4.

Third system of musical notation for C minor. It consists of two staves (treble and bass clef) with broken chords. Fingerings are indicated by numbers 1-5 above or below notes. The right hand starts with a treble clef and a key signature of two flats (Bb, Eb), while the left hand starts with a bass clef and a key signature of two flats (Bb, Eb). The piece concludes with a double bar line and a circled number 3.

Fourth system of musical notation for C minor. It consists of two staves (treble and bass clef) with broken chords. Fingerings are indicated by numbers 1-5 above or below notes. The right hand starts with a treble clef and a key signature of two flats (Bb, Eb), while the left hand starts with a bass clef and a key signature of two flats (Bb, Eb). The piece concludes with a double bar line and a circled number 3.

Fifth system of musical notation for C minor. It consists of two staves (treble and bass clef) with broken chords. Fingerings are indicated by numbers 1-5 above or below notes. The right hand starts with a treble clef and a key signature of two flats (Bb, Eb), while the left hand starts with a bass clef and a key signature of two flats (Bb, Eb). The piece concludes with a double bar line and a circled number 4.

Technical Studies

for the Pianoforte

by

Franz Liszt.

Book X.

*Broken chords
with various fingerings
throughout all major and minor scales.*

First system of musical notation for C major. It consists of two staves (treble and bass clef) with broken chords. Fingerings are indicated by numbers 1-5 above or below notes. The right hand starts with a treble clef and a key signature of one sharp (F#), while the left hand starts with a bass clef and a key signature of one flat (Bb). The piece concludes with a double bar line and a circled number 4.

Second system of musical notation for C minor. It consists of two staves (treble and bass clef) with broken chords. Fingerings are indicated by numbers 1-5 above or below notes. The right hand starts with a treble clef and a key signature of two flats (Bb, Eb), while the left hand starts with a bass clef and a key signature of two flats (Bb, Eb). The piece concludes with a double bar line and a circled number 4.

Third system of musical notation for C minor. It consists of two staves (treble and bass clef) with broken chords. Fingerings are indicated by numbers 1-5 above or below notes. The right hand starts with a treble clef and a key signature of two flats (Bb, Eb), while the left hand starts with a bass clef and a key signature of two flats (Bb, Eb). The piece concludes with a double bar line and a circled number 3.

Fourth system of musical notation for C minor. It consists of two staves (treble and bass clef) with broken chords. Fingerings are indicated by numbers 1-5 above or below notes. The right hand starts with a treble clef and a key signature of two flats (Bb, Eb), while the left hand starts with a bass clef and a key signature of two flats (Bb, Eb). The piece concludes with a double bar line and a circled number 3.

Fifth system of musical notation for C minor. It consists of two staves (treble and bass clef) with broken chords. Fingerings are indicated by numbers 1-5 above or below notes. The right hand starts with a treble clef and a key signature of two flats (Bb, Eb), while the left hand starts with a bass clef and a key signature of two flats (Bb, Eb). The piece concludes with a double bar line and a circled number 4.

Réb majeur. Reb mayor.
Des-dur. D \flat major.

Ut# mineur. Do# menor.
Cis-moll. C# minor.

Ré majeur. Re mayor.
D-dur. D major.

Musical notation for Ré majeur (D major) in 4/4 time. The piece consists of two systems of two staves each (treble and bass clef). Fingerings are indicated by numbers 1-5 above or below notes. The first system includes a repeat sign with first and second endings. The second system concludes with a double bar line.

Ré mineur. Re menor.
D-moll. D minor.

Musical notation for Ré mineur (D minor) in 4/4 time. Similar to the major version, it consists of two systems of two staves each. Fingerings are indicated by numbers 1-5. The first system includes a repeat sign with first and second endings. The second system concludes with a double bar line.

Musical notation for Ré mineur (D minor) in 6/4 time. It consists of two systems of two staves each. Fingerings are indicated by numbers 1-5. The first system includes a repeat sign with first and second endings. The second system concludes with a double bar line.

Musical notation for Ré mineur (D minor) in 6/4 time. It consists of two systems of two staves each. Fingerings are indicated by numbers 1-5. The first system includes a repeat sign with first and second endings. The second system concludes with a double bar line.

Musical notation for Ré mineur (D minor) in 6/4 time. It consists of two systems of two staves each. Fingerings are indicated by numbers 1-5. The first system includes a repeat sign with first and second endings. The second system concludes with a double bar line.

Mib majeur. Mibmayor.
Es-dur. Eb major.

Mib mineur. Mibmenor.
Es-moll. Eb minor.

Mi majeur. Mi mayor.
E-dur. E major.

Musical score for E major (Mi majeur). The piece is in 5/4 time and consists of two systems of piano accompaniment. The first system includes a treble and bass clef staff with a central C-clef. Fingerings are indicated by numbers 1-5 above or below notes. A dashed box labeled '8' spans the first two measures of the second system. The second system continues the piece with similar notation and fingerings.

Mi mineur. Mi menor.
E-moll. E minor.

Musical score for E minor (Mi mineur). The piece is in 5/4 time and consists of two systems of piano accompaniment. The first system includes a treble and bass clef staff with a central C-clef. Fingerings are indicated by numbers 1-5 above or below notes. A dashed box labeled '8' spans the first two measures of the second system. The second system continues the piece with similar notation and fingerings.

Third system of musical notation, continuing the piece. It features a treble and bass clef staff with a central C-clef. The key signature has one sharp (F#). Fingerings are indicated by numbers 1-5. A dashed box labeled '8' spans the first two measures. The system concludes with a double bar line.

Fourth system of musical notation, continuing the piece. It features a treble and bass clef staff with a central C-clef. The key signature has one sharp (F#). Fingerings are indicated by numbers 1-5. A circled number '(4)' is placed above the final measure. The system concludes with a double bar line.

Fifth system of musical notation, continuing the piece. It features a treble and bass clef staff with a central C-clef. The key signature has one flat (Bb). Fingerings are indicated by numbers 1-5. A dashed box labeled '8' spans the first two measures. A circled number '(4)' is placed above the final measure. The system concludes with a double bar line.

8

Fa majeur. Fa mayor.
F-dur. F major.

Fa mineur. Fa menor.
F-moll. F minor.

8

Fa# majeur. Fa# mayor.

Fis-dur. F# major.

Musical score for Fa# major (Fis-dur) in 5/4 time. The score consists of two staves (treble and bass clef). The melody is written in the treble clef, and the accompaniment is in the bass clef. The piece includes several measures of music with fingerings (1-5) indicated above or below the notes. A first ending bracket is present, labeled with an '8' above it, indicating an 8-measure repeat. The key signature has two sharps (F# and C#).

Fa# mineur. Fa# menor.

Fis-moll. F# minor.

Musical score for Fa# minor (Fis-moll) in 5/4 time. The score consists of two staves (treble and bass clef). The melody is written in the treble clef, and the accompaniment is in the bass clef. The piece includes several measures of music with fingerings (1-5) indicated above or below the notes. A first ending bracket is present, labeled with an '8' above it, indicating an 8-measure repeat. The key signature has two sharps (F# and C#).

Musical score for Fa# minor (Fis-moll) in 7/4 time. The score consists of two staves (treble and bass clef). The melody is written in the treble clef, and the accompaniment is in the bass clef. The piece includes several measures of music with fingerings (1-5) indicated above or below the notes. The key signature has two sharps (F# and C#).

Musical score for Fa# minor (Fis-moll) in 7/4 time. The score consists of two staves (treble and bass clef). The melody is written in the treble clef, and the accompaniment is in the bass clef. The piece includes several measures of music with fingerings (1-5) indicated above or below the notes. The key signature has two sharps (F# and C#).

Musical score for Fa# minor (Fis-moll) in 7/4 time. The score consists of two staves (treble and bass clef). The melody is written in the treble clef, and the accompaniment is in the bass clef. The piece includes several measures of music with fingerings (1-5) indicated above or below the notes. The key signature has two sharps (F# and C#).

Sol majeur. Sol mayor.
G-dur. G major.

8-measure exercise in G major, 4/4 time. Treble and bass clefs. Includes fingering numbers (1-5) and slurs. Bass clef fingering includes 5 2 4 1 5 2 3 1, 2 1 5 2, 5 2 4 1 5 2 4 1, 5 2 4 1 5 2 3 1, 1 3 2 5 1 4 2 5, 1 4 2 5 1 3 2 1, 1 3 2 5 1 4 2 5, 1 2 1 4 2 5 1 3 2 1, 5 2 4 1 5 2 3 1, 2 1 5 2 5 2 4 1, 2 1 5 2 5 2 4 1, 5 2 4 1 5 2 3 1, 2 1 2 1.

Sol mineur. Sol menor.
G-moll. G minor.

8-measure exercise in G minor, 4/4 time. Treble and bass clefs. Includes fingering numbers (1-5) and slurs. Bass clef fingering includes 5 2 4 1 5 2 3 1, 4 1 5 2 3 1, 5 2 4 1 5 2 4 1, 5 2 3 1 1 3 2 5, 1 4 2 5 1 3 2 5, 5 2 4 1 5 2 3 1, 1 3 2 5 1 4 2 5, 1 3 2 5 1 4 2 5, 1 3 2 5 1 4 2 5, 1 3 2 5 1 4 2 5, 1 3 2 5 1 4 2 5.

8-measure exercise in G major, 7/4 time. Treble and bass clefs. Includes fingering numbers (1-5) and slurs. Bass clef fingering includes 5 2 3 1 4 2 3 1 5 2 3 1, 5 2 3 1 4 2 3 1, 5 2 3 1 4 2 3 1 5 2 3 1, 4 2 3 1 5 2 3 1 4 2 3 1, 3 1 2 1 5 3 4 2 3 1 2 1 5 1 2 1, 4 1 5 3 4 2 3 1 4 1 5 3 4 2 3 1, 1 3 2 5(4) 1 3 2 4, 1 3 2 4 3 5 1 4, 1 3 2 4 3 5 1 4, 5 2 3 1 4 2 3 1 5 2 3 1, 1 3 2 4 1 3 2 4 1 3 2 4, 1 3 2 4 1 3 2 4, 4 3 5 1 2, 1 3 2 4 3 5 1 4.

8-measure exercise in G major, 7/4 time. Treble and bass clefs. Includes fingering numbers (1-5) and slurs. Bass clef fingering includes 1 3 2 5(4) 1 3 2 4, 1 3 2 4 3 5 1 4, 1 3 2 4 3 5 1 4, 5 2 3 1 4 2 3 1 5 2 3 1, 1 3 2 5(4) 1 3 2 4, 1 3 2 5(4) 1 3 2 4, 5 2 3 1 4 2 3 1 5 2 3 1, 5 3 4 2 3 1 2 1 5 3 4 2, 4 2 3 1, 3 1 2 1, 3 5 1 2, 1 3 2 4, 1 3 2 4.

8-measure exercise in G major, 7/4 time. Treble and bass clefs. Includes fingering numbers (1-5) and slurs. Bass clef fingering includes 5 2 3 1 4 2 3 1 5 2 3 1, 1 3 2 5(4) 1 3 2 4, 1 2 1 3 2 4 3 5 1 2 1 3 2 4, 1 3 5 1 4, 1 3 2 5(4) 1 3 2 4, 1 2 1 3 2 4 3 5 1 2 1 3 2 4, 1 3 2 4 3 5, 4 3 5 1 4, 1 3 2 5(4) 1 3 2 4, 1 2 1 3 2 4 3 5 1 2 1 3, 4 3 5 1 4.

Lab majeur. Lab mayor.
As-dur. Ab major. 2

1 2 1 4 2 5 1 4 2 5
 1 3 2 5 1 4 2 5
 1 4 2 5 1 2 1 4 2 5 1 2
 1 3 2 5 1 4 2 5
 3 1 5 2 4 1 2 1 5 2 4 1
 5 2 4 1 5 2 3 1
 2 1 5 2
 4 1 5 2 4 1 2 1
 5 2 4 1 5 2 4 1 5 2 3 1
 4 1 2 1
 2 1 5 2
 1 2 1 4 2 5 1 2 1 4 2 5
 1 2 1 4 2 5 1 2 1 4 2 5
 1 2 1 4 2 5 1 2 1 4 2 5
 1 2 1 4 2 5 1 4 2 5
 1 2 1 4 2 5 1 4 2 5
 1 2 1 4 2 5 1 4 2 5
 1 2 1 4 2 5 1 4 2 5

Lab mineur. Lab menor.
As-moll. Ab minor. 2

1 2 1 4 2 5 1 4 2 5
 1 3 2 5 1 4 2 5
 1 4 2 5 1 2 1 4 2 5 1 2
 1 3 2 5 1 4 2 5
 3 1 5 2 4 1 2 1 5 2 4 1
 5 2 4 1 5 2 3 1
 2 1 5 2
 4 1 2 1
 5 2 4 1 5 2 4 1 5 2 3 1
 4 1 2 1
 2 1 5 2
 1 2 1 4 2 5 1 2 1 4 2 5
 1 2 1 4 2 5 1 2 1 4 2 5
 1 2 1 4 2 5 1 2 1 4 2 5
 1 2 1 4 2 5 1 4 2 5
 1 2 1 4 2 5 1 4 2 5
 1 2 1 4 2 5 1 4 2 5
 1 2 1 4 2 5 1 4 2 5

1 4 2 5 1 4 2 5
 1 3 2 5 1 4 2 5
 1 4 2 5 1 2 1 4 2 5 1 2
 1 3 2 5 1 4 2 5
 3 1 5 2 4 1 2 1 5 2 4 1
 5 2 4 1 5 2 3 1
 2 1 5 2
 5 2 4 1 5 2 4 1
 1 4 2 5 1 4 2 5 1 4 2 5
 5 2 4 1 5 2 4 1
 1 4 2 5 1 4 2 5 1 4 2 5
 5 2 4 1 5 2 4 1
 1 4 2 5 1 4 2 5 1 4 2 5
 5 2 4 1 5 2 4 1
 1 4 2 5 1 4 2 5 1 4 2 5
 5 2 4 1 5 2 4 1

1 4 2 5 1 4 2 5
 1 3 2 5 1 4 2 5
 1 4 2 5 1 2 1 4 2 5 1 2
 1 3 2 5 1 4 2 5
 3 1 5 2 4 1 2 1 5 2 4 1
 5 2 4 1 5 2 3 1
 2 1 5 2
 5 2 4 1 5 2 4 1
 1 4 2 5 1 4 2 5 1 4 2 5
 5 2 4 1 5 2 4 1
 1 4 2 5 1 4 2 5 1 4 2 5
 5 2 4 1 5 2 4 1
 1 4 2 5 1 4 2 5 1 4 2 5
 5 2 4 1 5 2 4 1
 1 4 2 5 1 4 2 5 1 4 2 5
 5 2 4 1 5 2 4 1

1 4 2 5 1 4 2 5
 1 3 2 5 1 4 2 5
 1 4 2 5 1 2 1 4 2 5 1 2
 1 3 2 5 1 4 2 5
 3 1 5 2 4 1 2 1 5 2 4 1
 5 2 4 1 5 2 3 1
 2 1 5 2
 5 2 4 1 5 2 4 1
 1 4 2 5 1 4 2 5 1 4 2 5
 5 2 4 1 5 2 4 1
 1 4 2 5 1 4 2 5 1 4 2 5
 5 2 4 1 5 2 4 1
 1 4 2 5 1 4 2 5 1 4 2 5
 5 2 4 1 5 2 4 1
 1 4 2 5 1 4 2 5 1 4 2 5
 5 2 4 1 5 2 4 1

La majeur: La mayor.
A-dur. A major.

2 5 1 4 8
1 4 2 5
1 3 2 5 1 4 2 5
1 3 2 5 1 4 2 5
5 2 4 1 5 2 3 1
5 2 4 1 5 2 3 1
1 3 2 5 1 4 2 5
1 3 2 5 1 4 2 5
3 1
5 2 4 1 5 2 3 1
1 3 2 5 1 4 2 5

La mineur: La menor.
A-moll. A minor.

1 2 1 4 2 5 1 2
1 3 2 5 1 4 2 5
1 4 2 5 1 2 1 4 2 5 1 2
1 3 2 5 1 4 2 5
5 2 4 1 5 2 3 1
5 2 4 1 5 2 3 1
4 3
1 3 2 5 1 4 2 5
5 2 4 1 5 2 3 1
5 2 4 1 5 2 3 1
3 4
1 3 2 5 1 4 2 5
5 2 4 1 5 2 3 1

1 4 2 5 1 4 2 5
1 2 1 3 2 4 3 5
1 3 2 4 1 3 2 5
1 3 2 4 1 3 2 5
5 2 3 1 4 2 3 1
5 3 4 2
5 2 4 1
1 4 2 5
1 3 2 4
1 3 2 4
5 2 4 1 5 2 4 1
4 2 3 1 5 3 4 2
4 2 3 1 5 2 3 1
5 2 3 1
1 3 2 5 1 3 2 4
2 4 3 5 1 2 1 3
1 4 2 5 1 4 2 5

8
1 2 1 5
3 1 2 1
5 2 1 1
4 2 3 1
1 4 2 5 1 4 2 5
2 4 3 5 1
1 3 2 5
1 4 2 5
5 2 4 1 5 2 4 1

8
1 4 2 5
5 2 4 1 5 2 4 1
5 2 4 1
1 4 2 5 1 4 2 5
5 2 4 1
1 4 2 5

Sib majeur. Sib mayor.
B-dur. B♭ major.

1 3 1 4 8
1 4 2 5 2 5 1 3 1
5 2 4 1 5 2 3 1
1 3 2 5 1 4 2 5
5 2 4 1 5 2 3 1
3 1 5 2 4 1 2 1
1 2 1 4 2 5 1 3
1 4 2 5
1 2 1 4 2 5 1 3

Sib mineur. Sib menor.
B-moll. B♭ minor.

1 2 1 4 2 5 1 2
1 3 2 5 1 3 2 5
5 2 3 1 2 1 5 2 3 1 2 1
5 2 3 1 5 2 3 1 5 2 4 1
5 2 3 1 2 1 5 2
4 1 2 1 5 2 4 1 2 1 5 2
1 2 1 4 2 5 1 2 1 4 2 5
1 3 2 5 1 4 2 5
1 2 1 4 2 5 1 3

1 3 2 4 1 3 1 3
2 4 3 5 1 3 1 3
3 2 5 1 3 2 4
1 3 2 5 1 3 2 4 1 3 2 5
5 3 4 2 3 1 2 1
5 2 3 1 4 2 3 1
4 2 3 1 5 2 3 1 4 2 3 1 5 2 3 1 4 2 3 1 2 1
3 1 2 1 5 3 4 2 3 1 2 1 5 3 4 2 3 1 2 1
1 3 2 4 1 3 2 5
1 2 1 3 2 4 3 5 1 2 1 3

5 3 4 2 3 1 2 1 5 3 4 2
5 2 3 1 4 2 3 1 5 2 3 1
3 1 2 1 5 3 4 2
4 2 3 1 5 2 3 1
1 3 2 4 1 3 2 4
1 3 2 5 1 3 2 4
5 2 4 1 5 2 4 1
1 3 2 4 1 3 2 5
1 2 1 3 2 4 3 5 1 2 1 3

1 3 2 4 1 3 2 4
2 4 1 3 2 4
4 2 3 1 4 2 3 1 4 2 3 1 4 2 3 1 4 2 3 1 4 2 3 1
5 2 4 1 1 3 2 4 1 3 2 4
1 3 2 4 1 3 2 4
1 3 2 4 1 3 2 4
1 3 2 4

Si majeur. Si mayor.
H-dur. B major.

8

Si mineur. Si menor.
H-moll. B minor.

8

8

8

8

Ut majeur. Do mayor.
C-dur. C major.

Musical score for C major (Ut majeur). The score is written for piano in 3/4 time. It consists of two systems of staves. The first system has a treble and bass staff. The second system has a treble, bass, and a central staff. Fingerings are indicated by numbers 1-5. A dashed box with the number 8 is placed above the second system.

Ut mineur. Do menor.
C-moll. C minor.

Musical score for C minor (Ut mineur). The score is written for piano in 3/4 time. It consists of two systems of staves. The first system has a treble and bass staff. The second system has a treble, bass, and a central staff. Fingerings are indicated by numbers 1-5. A dashed box with the number 8 is placed above the second system.

Continuation of the C minor (Ut mineur) score. It consists of two systems of staves. The first system has a treble and bass staff. The second system has a treble, bass, and a central staff. Fingerings are indicated by numbers 1-5 and some are circled in parentheses. A dashed box with the number 8 is placed above the second system.

Continuation of the C minor (Ut mineur) score. It consists of two systems of staves. The first system has a treble and bass staff. The second system has a treble, bass, and a central staff. Fingerings are indicated by numbers 1-5 and some are circled in parentheses. A dashed box with the number 8 is placed above the second system.

Continuation of the C minor (Ut mineur) score. It consists of two systems of staves. The first system has a treble and bass staff. The second system has a treble, bass, and a central staff. Fingerings are indicated by numbers 1-5 and some are circled in parentheses. A dashed box with the number 8 is placed above the second system.

Réb majeur. Reb mayor.

Des-dur. Db major.

1 2 1 4 2 5
1 3 2 5 1 4
5 2 4 1 2 1
1 2 1 5 2 1
1 2 1

Ut# mineur. Do# menor.

Gis-moll. C# minor.

1 2 1 4 2 5
1 3 2 5 1 4
5 2 4 1 2 1
1 2 1 5 2 1
1 2 1

1 3 2 4 3 5
1 2 (3) 1 3 2 4 3 5
1 3 2 5 1 3 2 5 1 3
1 2 4 1 3 2 5

5 3 4 2 3 1 3 (2) 1 5 3 4 2 3 1 3 (2) 1 5 2
2 1 5 3 4 2 3 1 2 1
1 4 2 5 1 1 2 5
1 3 2 4 1 2 1 3 2 4 3 5

1 2 1 3 2 4
3 5 1 3 2 4
5 2 4 1 5 2
4 2 3 1 2 1 5 3 4 2 3 1 2 1 5 3 4 2

Ré majeur. Re mayor.
D-dur. D major

Musical score for Ré majeur (D major) in 3/4 time. The score consists of two systems of piano accompaniment. The first system includes a treble clef staff with a key signature of two sharps (F# and C#) and a 3/4 time signature. The bass clef staff has a key signature of one sharp (F#). Fingerings are indicated by numbers 1-5. A dashed box labeled '8' spans the first two measures of the treble staff. The second system continues the piece with similar notation and fingerings.

Ré mineur. Re menor.
D-moll. D minor

Musical score for Ré mineur (D minor) in 3/4 time. The score consists of two systems of piano accompaniment. The first system includes a treble clef staff with a key signature of one flat (Bb) and a 3/4 time signature. The bass clef staff has a key signature of two flats (Bb and Eb). Fingerings are indicated by numbers 1-5. A dashed box labeled '8' spans the first two measures of the treble staff. The second system continues the piece with similar notation and fingerings.

Musical score for Ré mineur (D minor) in 3/4 time. This system continues the piece with piano accompaniment. The treble clef staff has a key signature of one flat (Bb) and a 3/4 time signature. The bass clef staff has a key signature of two flats (Bb and Eb). Fingerings are indicated by numbers 1-5. A dashed box labeled '8' spans the first two measures of the treble staff.

Musical score for Ré mineur (D minor) in 3/4 time. This system continues the piece with piano accompaniment. The treble clef staff has a key signature of one flat (Bb) and a 3/4 time signature. The bass clef staff has a key signature of two flats (Bb and Eb). Fingerings are indicated by numbers 1-5. A dashed box labeled '8' spans the first two measures of the treble staff.

Musical score for Ré mineur (D minor) in 3/4 time. This system continues the piece with piano accompaniment. The treble clef staff has a key signature of one flat (Bb) and a 3/4 time signature. The bass clef staff has a key signature of two flats (Bb and Eb). Fingerings are indicated by numbers 1-5. A dashed box labeled '8' spans the first two measures of the treble staff.

Mib majeur. Mib mayor.
Es-dur. Eb major.

Musical notation for E-flat major (Mib majeur) in 3/4 time. The piece features a piano accompaniment with a steady eighth-note bass line and a treble line with eighth-note patterns. A dashed box labeled '8' covers the first two measures. Fingerings are indicated by numbers 1-5. The key signature has three flats (B-flat, E-flat, A-flat).

Mib mineur. Mib menor.
Es-moll. Eb minor.

Musical notation for E-flat minor (Mib mineur) in 3/4 time. The piano accompaniment features a bass line with eighth notes and a treble line with eighth-note patterns. A dashed box labeled '8' covers the first two measures. Fingerings are indicated by numbers 1-5. The key signature has four flats (B-flat, E-flat, A-flat, D-flat).

Musical notation for E-flat minor (Mib mineur) continuation. The piano accompaniment continues with eighth-note patterns in both staves. A dashed box labeled '8' covers the first two measures. Fingerings are indicated by numbers 1-5. The key signature remains four flats.

Musical notation for E-flat minor (Mib mineur) continuation. The piano accompaniment continues with eighth-note patterns. A dashed box labeled '8' covers the first two measures. Fingerings are indicated by numbers 1-5. The key signature remains four flats.

Musical notation for E-flat minor (Mib mineur) continuation. The piano accompaniment continues with eighth-note patterns. A dashed box labeled '8' covers the first two measures. Fingerings are indicated by numbers 1-5. The key signature remains four flats.

Mi majeur. Mi mayor.
E-dur. E major.

First system of musical notation for E major. It consists of two staves (treble and bass) with a 3/4 time signature. The treble staff contains a melodic line with fingerings: 1 3 2 5 1 4 1 3 2 5 1 4 4 1 5 2 3 1 4 1 5 2 3 1 4 1 5 2 3 1. The bass staff contains a bass line with fingerings: 5 2 4 1 5 2 3 1 4 1 5 2 3 1 4 1 1 4 1 3 2 5 1 4 2 5. A dashed box labeled '8' spans the first two measures of the treble staff.

Mi mineur. Mi menor.
E-moll. E minor.

Second system of musical notation for E minor. It consists of two staves (treble and bass) with a 3/4 time signature. The treble staff contains a melodic line with fingerings: 1 3 2 5 1 4 1 2 5 1 4 2 5 1 3 2 5 1 4 4 1 5 2 3 1 5 2 4 1 5 2 4 1 5 2 3 1. The bass staff contains a bass line with fingerings: 5 2 4 1 5 2 3 1 5 2 3 1 5 2 4 1 1 4 2 5 1 4 1 4 2 5 1 2 1 4 2 5 1 2. A dashed box labeled '8' spans the first two measures of the treble staff.

Third system of musical notation for E major. It consists of two staves (treble and bass) with a 3/4 time signature. The treble staff contains a melodic line with fingerings: 1 3 2 4 1 3 2 5 5 2 3 1 4 2 3 1 5 2 3 1 4 2. The bass staff contains a bass line with fingerings: 5 2 3 1 4 2 3 1 4 2 2 4 1 3 2 5. A dashed box labeled '8' spans the first two measures of the treble staff.

Fourth system of musical notation for E major. It consists of two staves (treble and bass) with a 3/4 time signature. The treble staff contains a melodic line with fingerings: 3 1 1 4 2 5 1 4 2 5. The bass staff contains a bass line with fingerings: 1 3 2 4 1 1 5 2 3 1 4 2 3 1. A triplet of three eighth notes is marked with a '3' above the first measure of the treble staff.

Fifth system of musical notation for E major. It consists of two staves (treble and bass) with a 3/4 time signature. The treble staff contains a melodic line with fingerings: 5 2 4 1 4 2 3 1. The bass staff contains a bass line with fingerings: 4 2 2 4 1 3 2 5 1 3 2 4 1. A dashed box labeled '8' spans the first two measures of the treble staff.

Fa majeur. Fa mayor.

F-dur. *F major.*

Fa mineur. Fa menor.

F-moll. *F minor.*

Fa# majeur. Fa# mayor. Fis-dur. F# major.

1 3 2 5 1 4
1 2 1 4 2 5
1 3 2 5 1 4
5 2 4 1 2 1
4 1 5 2 3 1
5 2 4 1 5 2
3 1 5 2 4 1
4 1 5 2 4 1
1 4 2 5 1 4
1 2 1 3 2 5
3 1
1 4 1 3

Fa# mineur. Fa# menor. Fis-moll. F# minor.

1 2 1 4 2 5
1 2 1 4 2 5
5 2 4 1 2 1
2 1 5 2 4 1
2 1 5 2 4 1
1 2 1 3 2 5
1 2 1 3 2 5
1 2 1 3 2 5
1 2 1 3 2 5
1 2 1 3 2 5
1 2 1 3 2 5

1 3 2 4 1 3 2 5
2 3 1 4 2 3 1
4 2
2 4 3 5 1 3

3 1
2 4 1 3 2 5
5 2 4 1 5 2
1 4 2 5 1 4 2 5
5 2 4 1 5 2 4 1

5 2 4 1 5 2
4 1
5 2
2 5 1 4 2 5
1 4 2 5

Sol majeur. Sol mayor.
G-dur. G major.

Musical score for G major (Sol majeur). The piece is in 3/4 time and consists of two systems of piano accompaniment. The first system includes a treble clef staff with a key signature of one sharp (F#) and a bass clef staff with a key signature of one sharp (F#). The second system includes a treble clef staff with a key signature of two sharps (F#, C#) and a bass clef staff with a key signature of two sharps (F#, C#). Fingerings are indicated by numbers 1-5 above or below notes. A dashed line with the number '8' above it spans the first measure of the second system in both staves.

Sol mineur. Sol menor.
G-moll. G minor.

Musical score for G minor (Sol mineur). The piece is in 3/4 time and consists of two systems of piano accompaniment. The first system includes a treble clef staff with a key signature of two flats (Bb, Eb) and a bass clef staff with a key signature of two flats (Bb, Eb). The second system includes a treble clef staff with a key signature of two flats (Bb, Eb) and a bass clef staff with a key signature of two flats (Bb, Eb). Fingerings are indicated by numbers 1-5 above or below notes. A dashed line with the number '8' above it spans the first measure of the second system in both staves.

Musical score for G minor (Sol mineur). This system continues the piano accompaniment for G minor. It features a treble clef staff with a key signature of two flats (Bb, Eb) and a bass clef staff with a key signature of two flats (Bb, Eb). Fingerings are indicated by numbers 1-5 above or below notes. A dashed line with the number '8' above it spans the first measure of the system in both staves.

Musical score for G minor (Sol mineur). This system continues the piano accompaniment for G minor. It features a treble clef staff with a key signature of two flats (Bb, Eb) and a bass clef staff with a key signature of two flats (Bb, Eb). Fingerings are indicated by numbers 1-5 above or below notes.

Musical score for G minor (Sol mineur). This system continues the piano accompaniment for G minor. It features a treble clef staff with a key signature of two flats (Bb, Eb) and a bass clef staff with a key signature of two flats (Bb, Eb). Fingerings are indicated by numbers 1-5 above or below notes. A dashed line with the number '8' above it spans the first measure of the system in both staves.

La majeur. *La* mayor.
As-dur. *A* major.

Sol mineur. *Sol* menor.
Gis-moll. *G* minor.

La majeur. La mayor.
A-dur. A major.

1 3 2 5 1 4 1 1 1 4 1 5 4 1 5 2 3 1 4 1 5

5 2 4 1 5 2 3 1 4 1 5 2 3 1 4 1 1 4 1 3 2 5 1 4 1

La mineur. La menor.
A-moll. A minor.

1 2 1 4 3 5 1 3 2 5 1 4 2 5 2 5 1 4 2 5 1 3 2 5 1 4 5 2 4 1 2 1 5 2 4 1 2 1 4 1 5 2 3 1 5 2 4 1 5 2 4 1 3 1 5 2 4 1 1 5 2 3 1

5 2 4 1 5 2 3 1 4 1 5 2 4 1 1 4 2 5 1 4 2 5 1 3 2 5 1 4 2 5 5 2 4 1 2 1 2 1 5 2 4 1 2 1 1 4 2 5 1 2

1 3 2 4 1 3 2 5 5 2 3 1 4 2 3 1 5 4 2 5 2 4 1 3 2 5

5 2 3 1 4 2 3 1 5 4 2 2 4 2 2 4 1 3 2 5

3 1 1 3 2 4 1 4 2 5 1 4 2 5

1 3 2 4 5 2 3 1 4 2 3 1 5

5 2 4 1 (4) (3) 1 5 2 4 1

4 2 2 4 1 3 2 5 1 3 2 4

Sib majeur. Sib mayor.

B-dur B^b major.

Musical score for B major (Sib majeur) in 3/4 time. The piece consists of two systems of piano accompaniment. The first system includes a treble clef staff with a melodic line and a bass clef staff with a bass line. Fingerings are indicated by numbers 1-5 above or below notes. A dashed box labeled '8' spans the first two measures of the treble staff. The second system continues the piece with similar notation.

Sib mineur. Sib menor.

B-moll. B^b minor.

Musical score for B minor (Sib mineur) in 3/4 time. The piece consists of two systems of piano accompaniment. The first system includes a treble clef staff with a melodic line and a bass clef staff with a bass line. Fingerings are indicated by numbers 1-5 above or below notes. A dashed box labeled '8' spans the first two measures of the treble staff. The second system continues the piece with similar notation.

Musical score for B minor (Sib mineur) in 3/4 time. This system continues the piece with piano accompaniment. The treble staff has a melodic line with fingerings 1, 3, 2, 5, 1, 3, 2, 4. The bass staff has a bass line with fingerings 4, 2, 3, 1, 5, 2, 3, 1, 4, 2. A dashed box labeled '8' spans the first two measures of the treble staff.

Musical score for B minor (Sib mineur) in 3/4 time. This system continues the piece with piano accompaniment. The treble staff has a melodic line with fingerings 3, 1, 4, 1, 4, 2, 5, 1, 4, 2, 5. The bass staff has a bass line with fingerings 1, 3, 2, 5, 5, 1, 4, 2, 3, 1, 4, 1, 3, 1. A dashed box labeled '8' spans the first two measures of the treble staff.

Musical score for B minor (Sib mineur) in 3/4 time. This system continues the piece with piano accompaniment. The treble staff has a melodic line with fingerings 5, 2, 4, 1, 5, 2, 4, 1, 5(4), 2, 3, 1, 4, 2, 3, 1. The bass staff has a bass line with fingerings 1, 3, 2, 4, 1, 3, 2, 5. A dashed box labeled '8' spans the first two measures of the treble staff.

Si majeur Si mayor.
H-dur. B major.

1 3 2 5 1 4 1
1 2 1 4 2 5 1
5 2 3 1 2 1 5
5 2 4 1 2 1 5
1 3 1 5 1 2 1 3 2 5 1

Si mineur. Si menor.
H-moll. B minor.

1 2 1 4 2 5 1
5 2 4 1 2 1 5
2 1 5 2 4 1 2 1 5 2 4 1
5 2 4 1 2 1 5 2 4 1
1 4 2 5 1 2 1 4 2 5 1 2 1 4 2 5
(3) (3) (3) (3)

1 4 2 5 1 4 2 4
5 2 4 1 2 1 5 2 4 1
5 2 4 1 1 4 2 5 1 4

4 1 1 4 2 5 1 4 2 4
2 5 1 4 5 2 4 1 2 1 5 2 4 1

5 2 4 1 5 2 4 1
5 2 3 1 1 3 2 5 1 4 2 5

Ut majeur. Do mayor.
C-dur. C major.

Handwritten musical notation for the first system of the C major scale. It consists of two staves: a treble staff and a bass staff. The treble staff begins with a 5/4 time signature and contains a sequence of notes with fingerings (1-5) and slurs. The bass staff contains a corresponding sequence of notes with fingerings (5-1). A central treble clef is positioned between the two staves. The system concludes with a double bar line and a key signature change to two flats.

Ut mineur. Do menor.
C-moll. C minor.

Handwritten musical notation for the first system of the C minor scale. It consists of two staves: a treble staff and a bass staff. The treble staff begins with a 5/4 time signature and contains a sequence of notes with fingerings (1-5) and slurs. The bass staff contains a corresponding sequence of notes with fingerings (5-1). A central treble clef is positioned between the two staves. The system concludes with a double bar line and a key signature change to three flats.

Handwritten musical notation for the second system of the C minor scale. It consists of two staves: a treble staff and a bass staff. The treble staff begins with a 7/4 time signature and contains a sequence of notes with fingerings (1-5) and slurs. The bass staff contains a corresponding sequence of notes with fingerings (5-1). A central treble clef is positioned between the two staves. The system concludes with a double bar line and a key signature change to three flats.

Handwritten musical notation for the third system of the C minor scale. It consists of two staves: a treble staff and a bass staff. The treble staff begins with a 7/4 time signature and contains a sequence of notes with fingerings (1-5) and slurs. The bass staff contains a corresponding sequence of notes with fingerings (5-1). A central treble clef is positioned between the two staves. The system concludes with a double bar line and a key signature change to three flats.

Handwritten musical notation for the fourth system of the C minor scale. It consists of two staves: a treble staff and a bass staff. The treble staff begins with a 7/4 time signature and contains a sequence of notes with fingerings (1-5) and slurs. The bass staff contains a corresponding sequence of notes with fingerings (5-1). A central treble clef is positioned between the two staves. The system concludes with a double bar line and a key signature change to three flats.

Ré majeur. Re mayor.
D-dur. D major.

Musical score for Ré majeur (D major) in 5/4 time. The score consists of two systems of piano accompaniment. The first system includes a treble clef staff with a key signature of two sharps (F# and C#) and a 5/4 time signature. The bass clef staff has a key signature of one sharp (F#) and a 4/4 time signature. Fingerings are indicated by numbers 1-5. A dashed box labeled '8' spans the first two measures of the treble staff. The second system continues the piece with similar notation and fingerings.

Ré mineur. Re menor.
D-moll. D minor.

Musical score for Ré mineur (D minor) in 5/4 time. The score consists of two systems of piano accompaniment. The first system includes a treble clef staff with a key signature of two flats (Bb and Eb) and a 5/4 time signature. The bass clef staff has a key signature of one flat (Bb) and a 4/4 time signature. Fingerings are indicated by numbers 1-5. A dashed box labeled '8' spans the first two measures of the treble staff. The second system continues the piece with similar notation and fingerings.

Musical score for Ré mineur (D minor) in 5/4 time. The score consists of two systems of piano accompaniment. The first system includes a treble clef staff with a key signature of two flats (Bb and Eb) and a 5/4 time signature. The bass clef staff has a key signature of one flat (Bb) and a 4/4 time signature. Fingerings are indicated by numbers 1-5. A dashed box labeled '8' spans the first two measures of the treble staff. The second system continues the piece with similar notation and fingerings.

Musical score for Ré mineur (D minor) in 5/4 time. The score consists of two systems of piano accompaniment. The first system includes a treble clef staff with a key signature of two flats (Bb and Eb) and a 5/4 time signature. The bass clef staff has a key signature of one flat (Bb) and a 4/4 time signature. Fingerings are indicated by numbers 1-5. A dashed box labeled '8' spans the first two measures of the treble staff. The second system continues the piece with similar notation and fingerings.

Musical score for Ré mineur (D minor) in 5/4 time. The score consists of two systems of piano accompaniment. The first system includes a treble clef staff with a key signature of two flats (Bb and Eb) and a 5/4 time signature. The bass clef staff has a key signature of one flat (Bb) and a 4/4 time signature. Fingerings are indicated by numbers 1-5. A dashed box labeled '8' spans the first two measures of the treble staff. The second system continues the piece with similar notation and fingerings.

Mib majeur: Mib mayor.

Es-dur. E♭ major.

8

1 2 1 4 2 5 1 | 1 2 1 5 2 4 1 2 |

5 4 2 4 1 5 2 3 | 5 4 2 4 1 5 2 3 | 1 5 2 4 1 5 2 3 | 2 1 5 2 4 1 |

5 4 2 4 | 1 5 2 3 | 1 5 2 4 | 5 1 3 2 | 5 1 4 2 | 5 1 4 2 | 5 1 3 2 | 5 1 4 2 |

4 2 1 5 | 2 4 1 2 | 1 | 2 | 1 | 3 | 2 | 5 | 1 | 4 | 2 | 5 | 1 | 4 | 2 | 5 | 1 | 4 | 2 | 4 2 5 7 | 2 |

2 1

Mib mineur: Mib menor.

Es-moll. E♭ minor.

8

5 4 2 5 4 | 1 3 1 5 | 5 3 5 | 5 3 |

1 2 3 2 | 1 5 | 5 3 | 1 3 | 1 3 | 1 3 |

5 4 2 4 | 1 5 2 3 | 5 | 5 3 | 1 3 | 1 3 | 1 3 |

8

1 2 3 2 | 5 1 3 2 | 1 4 2 3 | 5 3 2 3 | 1 4 2 3 |

4 3 2 3 | 1 5 2 3 | 1 | 1 2 3 2 | 4 1 3 2 |

8

1 2 3 2 4 1 | 3 2 4 |

5 | 4 3 2 3 | 1 4 2 3 | 1 |

8

4 3 2 3 | 1 4 2 3 | 1 |

1 2 3 2 | 4 1 3 2 | 4 |

Mi majeur. Mi mayor.
E-dur. E major.

First system of musical notation for E major. It consists of two staves (treble and bass clef) with a grand staff bracket on the left. The music is in 7/4 time and features a complex rhythmic pattern with many eighth and sixteenth notes. Fingering numbers (1-5) are placed above and below the notes. A dashed line with the number '8' above it spans across the first two measures of the treble staff.

Mi mineur. Mi menor.
E-moll. E minor.

Second system of musical notation for E minor. It consists of two staves (treble and bass clef) with a grand staff bracket on the left. The music is in 7/4 time and features a complex rhythmic pattern with many eighth and sixteenth notes. Fingering numbers (1-5) are placed above and below the notes. A dashed line with the number '8' above it spans across the first two measures of the treble staff.

Third system of musical notation for E major. It consists of two staves (treble and bass clef) with a grand staff bracket on the left. The music is in 7/4 time and features a complex rhythmic pattern with many eighth and sixteenth notes. Fingering numbers (1-5) are placed above and below the notes. A dashed line with the number '8' above it spans across the first two measures of the treble staff.

Fourth system of musical notation for E major. It consists of two staves (treble and bass clef) with a grand staff bracket on the left. The music is in 7/4 time and features a complex rhythmic pattern with many eighth and sixteenth notes. Fingering numbers (1-5) are placed above and below the notes. A dashed line with the number '8' above it spans across the first two measures of the treble staff.

Fifth system of musical notation for E major. It consists of two staves (treble and bass clef) with a grand staff bracket on the left. The music is in 7/4 time and features a complex rhythmic pattern with many eighth and sixteenth notes. Fingering numbers (1-5) are placed above and below the notes. A dashed line with the number '8' above it spans across the first two measures of the treble staff.

Fa majeur. Fa mayor.
F-dur. F major.

Musical score for Fa major (F-dur). The piece is in 4/4 time and consists of two systems of piano accompaniment. The first system includes a treble clef staff with a melodic line and a bass clef staff with a rhythmic accompaniment. Fingerings are indicated by numbers 1-5. A dashed box labeled '8' spans the first two measures of the treble staff. The second system continues the piece with similar notation and fingerings.

Fa mineur. Fa menor.
F-moll. F minor.

Musical score for Fa minor (F-moll). The piece is in 4/4 time and consists of two systems of piano accompaniment. The first system includes a treble clef staff with a melodic line and a bass clef staff with a rhythmic accompaniment. Fingerings are indicated by numbers 1-5. A dashed box labeled '8' spans the first two measures of the treble staff. The second system continues the piece with similar notation and fingerings.

Musical score for Fa major (F-dur). This system continues the piece with piano accompaniment. It features a treble clef staff with a melodic line and a bass clef staff with a rhythmic accompaniment. Fingerings are indicated by numbers 1-5. A dashed box labeled '8' spans the first two measures of the treble staff.

Musical score for Fa major (F-dur). This system continues the piece with piano accompaniment. It features a treble clef staff with a melodic line and a bass clef staff with a rhythmic accompaniment. Fingerings are indicated by numbers 1-5. A dashed box labeled '8' spans the first two measures of the treble staff.

Musical score for Fa major (F-dur). This system continues the piece with piano accompaniment. It features a treble clef staff with a melodic line and a bass clef staff with a rhythmic accompaniment. Fingerings are indicated by numbers 1-5. A dashed box labeled '8' spans the first two measures of the treble staff.

Fa# majeur. Fa# mayor.
Fis-dur. F# major.

Fa# mineur. Fa# menor.
Fis-moll. F# minor.

Sol majeur. Sol mayor.

G-dur. G major.

8

1 2 3 2 5 1 4 1 3 1 4 5 4 2 4 1 5 2 3 1

5 4 2 4 1 5 2 3 5 3 1 2 3 2 5 1 4 2 5 1 4 1 3 1 4

Sol mineur. Sol menor.

G-moll. G minor.

8

1 2 3 2 5 1 4 1 3 2 5 1 4 2 5 4 2 4 1 5 2 3 1 4 1 5 2 3 1 4 1 5 2 3 1 4 1 5 2 3

5 4 2 4 1 5 2 3 2 3 1 4 1 5 2 3 1 2 3 2 5 1 4 1 3 2 5 1 4 1 5 2 3 4 1 3 2 5 1 4 2

8

1 2 3 2 5 1 2 4 1 5 3 2 3 1 4 2 3

5 3 2 3 1 4 2 3 1 5 1 2 3 2 5 1 3 2

8

1 2 3 2 4 1 3 2 4 1 2 3 1 4 2 3

4 5 5 3 2 3 1 4 2 3 1 4

8

4 3 2 3 1 4 2 3 1 4

1 2 3 2 4 1 3 2 4 1

Lab majeur. Lab mayor.
As-dur. Ab major.

8

Sol# mineur. Sol# menor.
Gis-moll. G# minor.

8

8

8

8

La majeur. La mayor.
A-dur. A major.

La mineur. La menor.
A-moll. A minor.

Sib majeur. Sib mayor.
B-dur. B \flat major:

Sib mineur. Sib menor.
B-moll. B \flat minor:

Si majeur. Si mayor.
H-dur. B major.

Si mineur. Si menor.
H-moll. B minor.

Ut majeur. Do mayor.

C-dur. C major.

5 2 3 1 5 2 3 1 5
2 4 1 5 2 4
1 3 4 1 5 1
4 2 5 1 3 2 5 1 4 2 5

Ut mineur. Do menor.

C-moll. C minor.

4 1 3 2 5 1
4 2 1 5 2 3
1 4 1 5 2 3 1 4 1 5 2 3
5 2 4 1 5 2 3 1 4
1 5 2 3 1 4
1 2 4 1 3 2
5 1 4 1 3 2 5 1 4 2 5

8
4 3 2 3 1 5
5 2 3 1 4 2 3 1 5 2 3 1
1 2 3 2 4 1 3 2 4
1 2 3 2 4 1 3 2 4
1 2 3 2 4 1 3 2 4
1 2 3 2 4 1 3 2 4
1 2 3 2 4 1 3 2 4
1 2 3 2 4 1 3 2 4

2 3 1
3 2 5 1 3 2
4
5 2 3 1 4 2 3 1 5
1 2 3 2 4 1 3 2 4
5 2 3 1 4 2 3 1 5

8
4 3 2 3 1 4
2 3 1
5 1 3 2 4 1
4
2 3 4 1 3 2
5 1 3 2 4 1

Reb majeur. Reb mayor.
Des-dur. Db major.

5 1 2 1 4 2 5 4 2 4 1 2 1 5 2 4 1 2 1 5 2 4 1 3

5 2 4 1 2 1 5 2 4 1 2 1 5 2 4 1 2 4 2 5 1 2 1 4 2 5

5 1 2 1 4 2 5 4 2 4 1 2 1 5 2 4 1 2 1 5 2 4 1 3

5 2 4 1 2 1 5 2 4 1 2 1 5 2 4 1 2 4 2 5 1 2 1 4 2 5

Ut# mineur. Do# menor.
Cis-moll. C# minor.

5 1 2 1 4 2 5 4 2 4 1 2 1 5 2 4 1 2 1 5 2 4 1 3

5 2 4 1 2 1 5 2 4 1 2 1 5 2 4 1 2 4 2 5 1 2 1 4 2 5

5 1 2 1 4 2 5 4 2 4 1 2 1 5 2 4 1 2 1 5 2 4 1 3

5 2 4 1 2 1 5 2 4 1 2 1 5 2 4 1 2 4 2 5 1 2 1 4 2 5

1 2 3 2 4 1 3 2 5 1 3 2 4 1 3 2 5 1 3 2 4 1 3 2 5 1

4 1 5 2 3 1 4 2 3 1 5 2 3 1 4 2 3 1 5 2 3 1 4 2 3 1 4

3 2 4 1 3 2 5 1 3 2 4 1 3 2 5 1 3 2 4 1 3 2 5 1

2 3 1 5 2 3 1 4 2 3 1 5 2 3 1 4 2 3 1 5 2 3 1 4 2 3 1 4

3 2 4 1 3 2 5 1 3 2 4 1 3 2 5 1 3 2 4 1 3 2 5 1 4

5 2 4 1 5 2 4 1 4

5 1 4 2 5 1 4 2 5 1 4 2 5 4 2 4 1 5 2 4 1 5 2 4 1 5 2 4

2 3 1 5 2 4 1 4 2 3 1 5 2 4 1 4 2 3 1 5 2 4 1 4 2 3 1 5

2 4 5 1 3 2 4 1 4 2 5 1 4 2 3 1 5 2 4 1 4 2 5 1 4 2 3 1 5

Ré majeur. Re mayor.
D-dur. D major.

Musical score for Ré majeur (D major) in 3/4 time. The piece consists of two systems of piano accompaniment. The first system includes a treble clef staff with a key signature of two sharps (F# and C#) and a 3/4 time signature. The second system includes a bass clef staff with the same key signature and time signature. Fingerings are indicated by numbers 1-5. A dashed box labeled '8' spans the first measure of the second system. The piece concludes with a fermata over the final note.

Ré mineur. Re menor.
D-moll. D minor.

Musical score for Ré mineur (D minor) in 3/4 time. The piece consists of two systems of piano accompaniment. The first system includes a treble clef staff with a key signature of one flat (Bb) and a 3/4 time signature. The second system includes a bass clef staff with the same key signature and time signature. Fingerings are indicated by numbers 1-5. A dashed box labeled '8' spans the first measure of the second system. The piece concludes with a fermata over the final note.

Musical score for Ré mineur (D minor) in 3/4 time. The piece consists of two systems of piano accompaniment. The first system includes a treble clef staff with a key signature of one flat (Bb) and a 3/4 time signature. The second system includes a bass clef staff with the same key signature and time signature. Fingerings are indicated by numbers 1-5. A dashed box labeled '8' spans the first measure of the second system. The piece concludes with a fermata over the final note.

Musical score for Ré mineur (D minor) in 3/4 time. The piece consists of two systems of piano accompaniment. The first system includes a treble clef staff with a key signature of one flat (Bb) and a 3/4 time signature. The second system includes a bass clef staff with the same key signature and time signature. Fingerings are indicated by numbers 1-5. A dashed box labeled '8' spans the first measure of the second system. The piece concludes with a fermata over the final note.

Musical score for Ré mineur (D minor) in 3/4 time. The piece consists of two systems of piano accompaniment. The first system includes a treble clef staff with a key signature of one flat (Bb) and a 3/4 time signature. The second system includes a bass clef staff with the same key signature and time signature. Fingerings are indicated by numbers 1-5. A dashed box labeled '8' spans the first measure of the second system. The piece concludes with a fermata over the final note.

Mib majeur: Mib mayor.
Es-dur. Eb major.

Handwritten musical notation for the Eb major scale. It features a treble clef, a 3/4 time signature, and a key signature of two flats (Bb and Eb). The melody is written on a single staff, while the accompaniment is written in two staves (treble and bass clef). Fingerings and hand positions (S) are indicated with numbers 1-5 below the notes.

Mib mineur: Mib menor.
Es-moll. Eb minor.

Handwritten musical notation for the Eb minor scale. It features a treble clef, a 3/4 time signature, and a key signature of two flats (Bb and Eb). The melody is written on a single staff, while the accompaniment is written in two staves (treble and bass clef). Fingerings and hand positions (S) are indicated with numbers 1-5 below the notes.

Handwritten musical notation for the D minor scale (D mineur). It features a treble clef, a common time signature (C), and a key signature of two flats (Bb and Eb). The melody is written on a single staff, while the accompaniment is written in two staves (treble and bass clef). Fingerings and hand positions (S) are indicated with numbers 1-5 below the notes.

Handwritten musical notation for the E minor scale (E mineur). It features a treble clef, a common time signature (C), and a key signature of one flat (Bb). The melody is written on a single staff, while the accompaniment is written in two staves (treble and bass clef). Fingerings and hand positions (S) are indicated with numbers 1-5 below the notes.

Handwritten musical notation for the F major scale (F majeur). It features a treble clef, a common time signature (C), and a key signature of one flat (Bb). The melody is written on a single staff, while the accompaniment is written in two staves (treble and bass clef). Fingerings and hand positions (S) are indicated with numbers 1-5 below the notes.

Mi majeur. Mi mayor.
E-dur. E major.

Handwritten musical score for E major (Mi majeur). The piece is in 3/4 time and consists of two systems of piano accompaniment. The first system includes a treble clef staff with a key signature of three sharps (F#, C#, G#) and a bass clef staff with a key signature of two sharps (F#, C#). The second system includes a treble clef staff with a key signature of one sharp (F#) and a bass clef staff with a key signature of one sharp (F#). Fingerings are indicated by numbers 1-5. A first ending bracket is present in the treble staff of the first system, marked with an '8' above it.

Mi mineur. Mi menor.
E-moll. E minor.

Handwritten musical score for E minor (Mi mineur). The piece is in 3/4 time and consists of two systems of piano accompaniment. The first system includes a treble clef staff with a key signature of one sharp (F#) and a bass clef staff with a key signature of one sharp (F#). The second system includes a treble clef staff with a key signature of no sharps or flats (C major) and a bass clef staff with a key signature of no sharps or flats (C major). Fingerings are indicated by numbers 1-5. A first ending bracket is present in the treble staff of the first system, marked with an '8' above it.

Handwritten musical score for E major (Mi majeur). The piece is in 3/4 time and consists of two systems of piano accompaniment. The first system includes a treble clef staff with a key signature of one sharp (F#) and a bass clef staff with a key signature of one sharp (F#). The second system includes a treble clef staff with a key signature of one sharp (F#) and a bass clef staff with a key signature of one sharp (F#). Fingerings are indicated by numbers 1-5. A first ending bracket is present in the treble staff of the first system, marked with an '8' above it.

Handwritten musical score for E major (Mi majeur). The piece is in 3/4 time and consists of two systems of piano accompaniment. The first system includes a treble clef staff with a key signature of one sharp (F#) and a bass clef staff with a key signature of one sharp (F#). The second system includes a treble clef staff with a key signature of one sharp (F#) and a bass clef staff with a key signature of one sharp (F#). Fingerings are indicated by numbers 1-5.

Handwritten musical score for E major (Mi majeur). The piece is in 3/4 time and consists of two systems of piano accompaniment. The first system includes a treble clef staff with a key signature of one sharp (F#) and a bass clef staff with a key signature of one sharp (F#). The second system includes a treble clef staff with a key signature of one sharp (F#) and a bass clef staff with a key signature of one sharp (F#). Fingerings are indicated by numbers 1-5. A first ending bracket is present in the treble staff of the first system, marked with an '8' above it.

Fa majeur. Fa mayor.
F-dur. F major.

Fa mineur. Fa menor.
F-moll. F minor.

Fa# majeur. Fa# mayor.
Fis-dur. F# major.

Fa# mineur. Fa# menor.
Fis-moll. F# minor.

Sol majeur. Sol mayor.

G-dur. G major.

8

1 2 3 2 5 1 4 2 5 1 4 2 5 1 3 2 5 1 4 2 1 5 2 3 1 5 2 4 1 5 2 3 1 5 2 3 1 5 2 3

5 2 4 1 5 2 3 1 5 2 4 1 5 2 4 1 2 4 2 5 1 4 2 5 1 3 2 5 1 4 2 5

Sol mineur. Sol menor.

G-moll. G minor.

8

1 2 3 2 5 1 4 1 3 2 5 1 4 1 3 2 5 1 4 2 1 5 2 3 1 4 1 5 2 3 1 4 1 5 2 3

5 2 4 1 5 2 3 1 4 1 5 2 3 1 4 1 2 4 1 3 2 5 1 4 1 3 2 5 1 4 1 3 2 5 1 4 2 5

8

1 2 3 2 4 3 5 1 2 1 3 2 4 3 5 1 2 1 3 2 4 3 5 1 4 2 1 5 3 4 1 2 3 4 1 3 2 4 1 3 2

5 3 4 2 3 1 5 3 4 2 3 1 4 1 5 3 4 2 3 1 4 1 5 3 4 2 3 1 4 1 5 3 4 2 3 1 4 1 3 2

2 3 1 2 1 5 3 4 2 3 1 2 1 5 3 4 2 3 1 2 3 4 1 3 2 4 1 3 2 4 1 3 2

4 3 5 1 3 1 3 2 4 3 5 1 3 2 4 3 5 4 2 3 1 4 2 3 1 4 2 3 1 4

8

4 1 3 2 4 1 3 2 4 1 3 2 4 3 2 3 1 4 2 3 1 4 2 3 1 4 2 3 1 4 2 3 1 4 2 3

2 3 1 4 2 3 1 4 2 3 1 4 2 3 1 4 2 3 4 1 3 2 4 1 3 2 4 1 3 2 5 3 2 4 1 3 2 4 1 3 2 5

Lab majeur. Lab mayor.
As-dur. Ab major.

Sol# mineur. Sol# menor.
Gis-moll. G# minor.

La majeur. La mayor.

A-dur. A major.

Handwritten musical notation for A major exercise. The piece is in treble and bass clefs with a 3/4 time signature. It consists of two systems of two staves each. The first system is marked with an '8' above a dashed line. Fingerings are indicated by numbers 1-5 below the notes. The melody is written in the treble clef, and the bass line is in the bass clef.

La mineur. La menor.

A-moll. A minor.

Handwritten musical notation for A minor exercise. The piece is in treble and bass clefs with a 3/4 time signature. It consists of two systems of two staves each. The first system is marked with an '8' above a dashed line. Fingerings are indicated by numbers 1-5 below the notes. The melody is written in the treble clef, and the bass line is in the bass clef.

Handwritten musical notation for B major exercise. The piece is in treble and bass clefs with a 3/4 time signature. It consists of two systems of two staves each. The first system is marked with an '8' above a dashed line. Fingerings are indicated by numbers 1-5 below the notes. The melody is written in the treble clef, and the bass line is in the bass clef.

Handwritten musical notation for B minor exercise. The piece is in treble and bass clefs with a 3/4 time signature. It consists of two systems of two staves each. Fingerings are indicated by numbers 1-5 below the notes. The melody is written in the treble clef, and the bass line is in the bass clef.

Handwritten musical notation for C major exercise. The piece is in treble and bass clefs with a 3/4 time signature. It consists of two systems of two staves each. The first system is marked with an '8' above a dashed line. Fingerings are indicated by numbers 1-5 below the notes. The melody is written in the treble clef, and the bass line is in the bass clef.

Sib majeur. Sib mayor.

B-dur. Bb major.

8

Sib mineur. Sib menor.

B-moll. Bb minor.

8

8

8

Si majeur. Si mayor.

H-dur. B major.

Musical notation for Si majeur (B major). The system consists of two staves: a treble clef staff and a bass clef staff. The key signature is two sharps (F# and C#), and the time signature is 3/4. The music features a series of eighth-note runs and chords. Fingerings are indicated by numbers 1-5 below the notes. A dashed box with the number 8 indicates the start of an 8-measure phrase. The piece concludes with a double bar line and a repeat sign.

Si mineur. Si menor.

H-moll. B minor.

Musical notation for Si mineur (B minor). The system consists of two staves: a treble clef staff and a bass clef staff. The key signature is one sharp (F#), and the time signature is 3/4. The music features a series of eighth-note runs and chords. Fingerings are indicated by numbers 1-5 below the notes. A dashed box with the number 8 indicates the start of an 8-measure phrase. The piece concludes with a double bar line and a repeat sign.

Musical notation system consisting of two staves: a treble clef staff and a bass clef staff. The key signature is one sharp (F#), and the time signature is common time (C). The music features a series of eighth-note runs and chords. Fingerings are indicated by numbers 1-5 below the notes. A dashed box with the number 8 indicates the start of an 8-measure phrase. The piece concludes with a double bar line and a repeat sign.

Musical notation system consisting of two staves: a treble clef staff and a bass clef staff. The key signature is one sharp (F#), and the time signature is common time (C). The music features a series of eighth-note runs and chords. Fingerings are indicated by numbers 1-5 below the notes. A dashed box with the number 8 indicates the start of an 8-measure phrase. The piece concludes with a double bar line and a repeat sign.

Musical notation system consisting of two staves: a treble clef staff and a bass clef staff. The key signature is one sharp (F#), and the time signature is common time (C). The music features a series of eighth-note runs and chords. Fingerings are indicated by numbers 1-5 below the notes. A dashed box with the number 8 indicates the start of an 8-measure phrase. The piece concludes with a double bar line and a repeat sign.



Neues Studienwerk für Klavier, das sich überall schnell einführte.

Carl Heinrich Döring, Op. 309.

Vier charakteristische und melodische

OKTAVEN-ETÜDEN:

1. Eilende Wolken ----
2. Wandernde Zigeuner
3. Nord und Süd -----
4. Liebesfrühling -----

==== Für jeden vorgeschrittenen Klavierspieler. ====

Text: Deutsch — Englisch — Französisch — Italienisch — Spanisch.

Preis kplt. M. 1.—.

Kritiken von Autoritäten auf dem Gebiete des Klavierspiels:

Herr Professor Josef Stüasny (Vorstand der Ed. Horakschen Musikschulen), Wien, schreibt: „Die im Verlage von J. Schubert & Co. erschienenen Oktavenetüden op. 309 verfolgen nicht nur den eigentlichen rein technischen Zweck, sondern sind als melodische Charakterstücke gedacht und zufolge ihrer reizenden Melodik zum Vortrage sehr geeignet. Ihrer großen Verwendbarkeit im Unterrichte wegen wurden diese Etüden in den Lehrplan der Ed. Horakschen (Franz Brixeschen) Musikschulen in Wien aufgenommen. Zur Popularisierung dieser wirklich schätzenswerten Etüden werde ich kräftigst beitragen.“

Herr Professor Gustav Schumann (Direktor der Rollfusschen Musik-Akademie) schreibt: „Der sehr hübsche poetische Inhalt dieser vier Etüden entspricht vollkommen den von Ihnen gewählten Überschriften: Eilende Wolken, Wandernde Zigeuner, Nord und Süd, Liebesfrühling. Da nun aber auch das Wesentlichste der für den Klavierspielenden so notwendigen Oktaventechnik darin behandelt wird, so eignen sie sich sowohl zum Vortrage, wie auch zu ernstem technischen Studium. Sie bilden somit eine wertvolle Bereicherung der Oktavenliteratur und sind namentlich vorwärtstrebenden Spielern der Mittelstufe aufs wärmste zu empfehlen. Jedenfalls werde ich in meiner Schule reichlichen Gebrauch davon machen.“

Herr Direktor Richard Kaden (Pädagogische Musikschule), Dresden, schreibt: „Prof. Dörings Oktaven-Etüden, Opus 309, sind ausgesprochene Charakterstücke mit ansprechenden harmonischen, melodischen und dynamischen Wendungen, gleich geeignet, die Technik des Oktavenspiels als auch den musikalischen Vortrag zu fördern. Wir können das neue, jugendfrisch geschriebene Werk aus der bewährten Feder des Herrn Hofrats Heinrich Döring, der einst für die Musik-Pädagogik überhaupt grundlegend gewirkt hat, allen Klavierlehrern und -Schülern, die es mit ihrer Kunst ernst nehmen, auf das wärmste empfehlen.“

Herr Professor O. Schmid schreibt im „Dresdner Journal“, Nr. 156: „Wenn der Senior unserer einheimischen Klavierpädagogen, Meister C. H. Döring, mit neuen Werken zu Unterrichtszwecken hervortritt, so wird man immer von neuem wieder Gelegenheit haben, auf die eminente musikpädagogische Begabung hinzuweisen, die ihm eigen ist. Das Lehrhafte in einer nicht nur jeder trocken pedantischen Artung abholden Form, sondern geradezu in einer anregenden und unterhaltenden Gestaltung zu geben, kann man als seine Spezialkunst betrachten. Zeugnis von dieser Sonderbegabung legen auch wieder die Oktaven-Etüden op. 309 ab, die er soeben im Verlag von J. Schubert & Co., Leipzig, erscheinen ließ. Es sind das Musikstücke, die bereits die Beherrschung der rein technischen Seite des Oktavenspiels bis zu einem gewissen Grade voraussetzen, also das mechanisch-technische

Studium nicht mehr als Hauptzweck ins Auge fassen. „Eilende Wolken“, „Wandernde Zigeuner“, „Nord und Süd“ und „Liebesfrühling“ betitelt, vereinigen sie vielmehr den Etüdencharakter mit dem des musikalischen Charakterstücks in glücklichster Weise, zielen also ganz wesentlich auch dahin, den musikalischen Vortrag zu beleben.“

Herr Professor Julius Epstein, Wien, schreibt: „Die Oktaven-Etüden Opus 309, sind ausgezeichnet, nützlich und schön, wie alles von dem vortrefflichen Pädagogen und Komponisten C. H. Döring.“

Herr Seminar musiklehrer Emil Petzold, Bautzen, schreibt: „Die Bekanntschaft mit Dörings Oktaven-Etüden mir vermittelt zu haben, bin ich Ihnen besonders dankbar. Bei allem Etüdeninhalte sind doch die 4 Nummern Charakterstücke allerliebsten Genres, und ich werde nie versäumen, gerade auf dieses Werkchen an ganz geeigneter Stelle hinzuweisen.“

Herr Musikdirektor Ed. Steinwarz, Karlsruhe, schreibt: „Döring, Oktaven-Etüden und Erdstein, Valse caprice bedeuten eine wertvolle Bereicherung der Klavierliteratur; ich werde sie jedenfalls beim Unterrichte gebrauchen.“

Herr Direktor M. Kaufmann, Karlsbad, schreibt: „Die Oktaven-Etüden haben so sehr meinen Beifall gefunden, daß ich das ausgezeichnete Werkchen in meiner Musikschule einführen werde. Die überaus glückliche Idee, das Oktavenstudium dem Schüler in Form von reizenden Vortragspielen zu versüßen, ist Herrn Döring so glänzend gelungen, daß man bestimmt annehmen kann, daß diese Form, im Gegensatz zu dem sonst so trockenem Studienmaterial, von den angehenden Klavierspielern mit Vergnügen und gerne geübt werden wird.“

Der große, deutliche Druck und die angenehme Fingersatzbezeichnung, welche dem Lehrer und dem Schüler den Unterricht erleichtert, empfehlen das Werk noch außerdem.


Die Rheinische Musik- und Theaterzeitung schreibt: „Der Verfasser bietet hier bequeme ausführbare, melodische, rhythmisch interessierende Oktavenstudien, die beim Unterrichte auf der Mittelstufe sehr begrüßt werden dürften.“

Die Musikpädagogischen Blätter (Klavierlehrer), Januar 1911, schreiben: „Diese 4 kleinen Oktavenstudien, denen der Autor die Überschriften „Eilende Wolken“, „Wandernde Zigeuner“, „Nord und Süd“ und „Liebesfrühling“ mitgab, sollen weniger dem mechanisch technischen Studium dienen; sie wenden sich an Spieler, die bereits tüchtige Technik im Oktavenspiel besitzen, denen die Studien aber Gelegenheit zur Erlangung eines musikalisch belebten Vortrages in der Oktaventechnik bieten. Sie enthalten bei klarem Aufbau und schlichter Harmonik hübsche melodische Elemente bei lebendiger Rhythmik und können warm empfohlen werden.“

Von demselben Autor erschienen früher folgende Unterrichtswerke:

Op. 42.	2 Sonaten in G- und C-dur	à 1.50	Op. 256.	Lenzknospen. Fünf melodische und instruktive Vortragsstücke mittlerer Schwierigkeit à 2ms:	
Op. 166.	24 Etüden in stufenweiser Folge, zugleich „Vorstudien für C. Czernys Schule der Geläufigkeit“ Heft I	— .75	Nr. 1.	Jetzt blüht's in allen Wipfeln. Nr. 2. Hinaus in den Wald	à —.75
Op. 166.	Heft II/III	à 1.50	Nr. 3.	Frühlingstraum. Nr. 4. Frühling lockt mit Sonnenschein	à —.75
Op. 255.	12 melodische Klavier-Etüden in fortschreitender Folge für den Unterrichtsgebrauch auf der Mittelstufe. 3 Hefte	à 1.—	Nr. 5.	Fest in der Waldschenke	— .75

Verlag von J. Schubert & Co., Leipzig.



Nr. 2611/22.

Technische Studien
für Pianoforte
von
Franz Liszt.

Unter Redaktion von
Professor A. Winterberger.

Technical Studies
for the Pianoforte
by
Franz Liszt.

With a digest thereof by
Professor A. Winterberger.

Heft } I. II. III. IV. V. VI. VII. VIII. IX. X. XI. XII.
Book }

For the United States, the Copyright has been ceded
to a Citizen of that Country.

Ent. Stationer's Hall. Copyright Registry No. 3170.

Eingetragen in das Vereinsarchiv.

Eigentum des Verlegers.
J. Schuberth & Co
LEIPZIG.



Technische Studien

für Pianoforte

von

Franz Liszt.

Inhaltsverzeichnis.

- HEFT I. Übungen zur Kräftigung und Unabhängigkeit der einzelnen Finger bei stillstehender Hand und Akkordstudien.
- " II. Vorstudien zu den Dur- und Moll-Skalen.
- " III. Skalen in Terzen- und Sexten-Lage. Springende oder durchbrochene Skalen.
- " IV. Chromatische Skalen und Übungen. Skalen in der Gegenbewegung.
- " V. Repetierende Terzen, Quarten und Sexten mit verschiedenem Fingersatz. Skalenartige Terzen-Übungen in gerader Bewegung und in der Gegenbewegung. Quarten- und Sexten-Übungen.
- " VI. Dur-, Moll- und chromatische Skalen in Terzen und Sexten.
- " VII. Sext-Akkord-Skalen mit verschiedenem Fingersatz. Springende oder durchbrochene Skalen in Terzen, Sexten und Sextakkorden. Chromatische Terzen, Quarten und Sexten. Oktaven-Skalen.
- " VIII. Gebrochene Oktaven. Springende oder durchbrochene Oktav-Skalen. Akkord-Studien. Triller in Terzen, Sexten, Quarten und Oktaven.
- " IX. Verminderte Septimen-Akkorde. Übungen bei stillstehender Handhaltung. Arpeggien oder gebrochene Akkorde.
- " X. Gebrochene Akkorde mit verschiedenen Fingersätzen durch alle Dur- und Moll-Skalen.
- " XI. Arpeggien in Terzen und Sexten mit verschiedenem Fingersatz.
- " XII. Oktaven-Übungen mit verschiedenem Fingersatz und Akkord-Übungen.
-

Technical Studies

for the Pianoforte

by

Franz Liszt.

Contents.

- BOOK I. Exercises for gaining strength and independence of each individual finger with quiet hand, and chord-studies.
- " II. Preparatory studies for the major and minor scales.
- " III. Scales in thirds and sixths. Arpeggios, or broken scales.
- " IV. Chromatic scales and exercises. Scales in contrary motion.
- " V. Repeated thirds, fourths and sixths, with various fingerings. Exercises in thirds (formed from scales, in parallel and contrary motion. Exercises in fourths and sixths.
- " VI. Major, minor and chromatic scales in double-thirds and -sixths.
- " VII. Scales in chords of the sixth with various fingerings. Arpeggios, or broken scales in double-thirds and -sixths, and chords of the sixth. Chromatic thirds, fourths and sixths. Octave scales, major and minor.
- " VIII. Broken octaves. Arpeggiated, or broken octave scales. Chord-studies. Shakes in thirds, sixths, fourths and octaves.
- " IX. Chords of the diminished seventh. Exercises with quiet hand. Arpeggios, or broken chords.
- " X. Broken chords with various fingerings throughout all major and minor scales.
- " XI. Arpeggios in thirds and in sixths with various fingerings.
- " XII. Octave-studies with various fingerings and chord-studies.
-

For the United States,
the Copyright has been ceded to a Citizen of that Country.

Ent. Stationer's Hall. London. Copyright Registry No. 3170.

Eingetragen in das Vereinsarchiv.

5 2 4 5 4 2 1 5 2 4 5 4 2 1
 4 1 2 4 1 2

3 2 4 5 4 2 1 3 2 4 5 4 2 1
 2 1 2 2 1 2

4 2 1 4 2 1 2 1 2 4 1 2 4 2 1 4 2 1 2 1 2 4 1 2
 5 4 2 5 4 2 3 2 4 5 2 4 5 4 2 5 4 2 3 2 4 5 2 4

5 2 3 4 5 4 3 2 5 4 3 2
 4 1 2 3 4 3 2 1 4 3 2 1

3 2 3 4 5 4 3 2 3 2 3 4 5 4 3 2 3 2 3 4 5 4 3 2
 2 1 2 3 4 3 2 1 2 1 2 3 4 3 2 1 2 1 2 3 4 3 2 1

4 3 2 1 2 1 2 3 4 3 2 1 2 1 2 3 4 1 2 3
 5 4 3 2 3 2 3 4 5 4 3 2 3 2 3 4 5 4 3 2 3 4

5 2 3 4 5 4 3 2 5 4 3 2
 4 1 2 3 4 3 2 1 4 3 2 1

3 2 3 4 5 4 3 2 3 2 3 4 5 4 3 2 3 2 3 4 5 4 3 2
 2 1 2 3 4 3 2 1 2 1 2 3 4 3 2 1 2 1 2 3 4 3 2 1

4 3 2 1 2 1 2 3 4 3 2 1 2 1 2 3 4 1 2 3
 5 4 3 2 3 2 3 4 5 4 3 2 5 4 3 2 3 2 3 4 5 2 3 4

Réb majeur. Reb mayor.
Des-dur. D^b major.

4 2 3 5 3 4 2 1 4 2 1

3 2 4 5 4 2 1 3 3 2 4 5 4 2 1 3
 2 1 2 4 2 1 2 2 1 2 4 2 1 2

4 2 1 2 3 1 2 4 4 2 1 2 3 1 2 4
 5 4 2 3 2 4 5 4 2 3 2 4

3 2 4 5 2 4 2 1 5 4 2 1 5 4 2 1 3 2

4 2 1 4 2 1 2 1 2 4 1 2 4 1 2 4

5 4 2 5 4 2 3 2 4 5 2 4 5

Ut# mineur. Do# menor.
Cis-moll. C# minor.

3 2 4 5 4 2 3 2 4 5 4 2 4 2 3 5 3 2 4 2 3 5 3 2

2 1 2 4 2 1 2 1 2 4 2 1 2 1 2 3 2 1 2 1 2 3 2 1

4 2 1 2 1 2 4 2 1 2 1 2 3 2 1 2 1 2 3 2 1 2 3 2 1

5 4 2 3 2 4 5 4 2 3 2 4 3 2 1 2 1 2 3 5 3 2 4 2 3 2 1

4 2 1 2 1 2 4 2 1 2 1 2 3 2 1 2 1 2 3 4 2 3 4 2 1 2 1

5 4 2 3 2 4 5 4 2 3 2 4 3 2 1 2 1 2 3 5 4 2 3 4 2 1

5 2 4 5 4 2 5 2 4 5 4 2

4 1 2 4 2 1 4 1 2 4 2 1

3 2 4 5 4 2 3 2 4 5 4 2 3 2 4 5 4 2 1

2 1 2 4 2 1 2 1 2 4 2 1 2 1 2 3 2 1 2 1

4 2 1 4 2 1 2 1 2 4 1 2 4 2 1 4 2 1 2 1 2 4 1 2

5 4 2 5 4 2 3 2 4 5 2 4 5 4 2 3 2 4 5 2 4 5 2 4

5 2 3 4 5 4 3 2 4 1 2 3 4 3 2 1

4 1 2 3 4 3 2 1 2 1 2 3 4 3 2 1

3 2 3 4 5 4 3 2 3 2 3 4 5 4 3 2 3 2 3 4 5 4 3 2

2 1 2 3 4 3 2 1 2 1 2 3 4 3 2 1 2 1 2 3 4 3 2 1

4 3 2 1 2 1 2 3 4 3 2 1 2 1 2 3 4 3 2 1 2 3 4 1 2 3

5 4 3 2 3 2 3 4 5 4 3 2 3 4 5 4 3 2 3 2 3 4 5 2 3 4

5 2 3 4 5 4 3 2
4 1 2 3 4 3 2 1

3 2 3 4 5 4 3 2 1 2 3 4 5 4 3 2 1 2 3 4 5 4 3 2 1 2 3 4 5 4 3 2 1

4 3 2 1 2 1 2 3 4 3 2 1 2 3 4 5 4 3 2 1 2 3 4 5 4 3 2 1 2 3 4 5 2 3 4

Ré majeur. Re mayor.
D-dur. D major.

4 3 4 5 4 3 4 3 4 5 4 3

2 1 2 3 2 1 2 1 2 3 2 1

3 4 3 4 3 4 3 4 3 4 3 4 3 4 3 4 5 4 2 3 4 4 5 4 2 3 4 4 5 4 2

1 2 1 2 1 2 1 2 1 2 1 2 1 2 1 2 1 2 3 2 1 2 1 2 3 2 1 2 1 2 3 2 1

3 2 1 2 1 2 3 2 1 2 1 2 2 1 2 1 2 1 2 1 2 1 2 3 2 1 2 1 2 3 2 1 2 1 2

5 4 3 4 3 4 5 4 3 4 3 4 4 3 4 3 4 3 4 3 4 3 5 4 3 4 3 4 5 4 3 4 3 4

Ré mineur. Re menor.
D-moll. D minor.

3 4 3 4 3 4 3 4 3 4 3 4 3 4 3 5 3 4 3 4 3 5 3 4

1 2 1 2 1 2 1 2 1 2 1 2 1 2 1 2 1 2 1 2 1 2 1 2 1 2

3 4 3 4 3 4 3 4 3 4 3 4 3 4 3 4 3 4 3 4 3 4 3 4 3 4 3 4 3 4 3 4

1 2 1 2 1 2 1 2 1 2 1 2 1 2 1 2 1 2 1 2 1 2 1 2 1 2 1 2 1 2 1 2

3 2 1 2 1 2 3 2 1 2 1 2 3 2 1 2 1 2 3 2 1 2 1 2 3 2 1 2 1 2 3 2 1 2

5 4 3 4 3 4 5 4 3 4 3 4 3 4 3 4 3 4 3 4 3 4 3 4 3 4 3 4 3 4 3 4 3 4

4 3 4 5 3 4 2 5 4 3 5 4 3 4 5 3 4 2 3 1 5 4 3 4 5 3 4 2 3 1

3 2 1 3 2 1 2 1 2 3 1 2 3 2 1 2 3 1 2 3 4 5 3 4

5 4 3 5 4 3 4 3 4 5 3 4 5 4 3 4 3 4 5 3 4 5 3 4

Mib mineur. Mib menor.
Es-moll. E^b minor.

4 3 4 5 4 3 4 3 4 3 4 5 4 3 4 3 4 5 4 3 4 3 4 5 4 3 4 3 4 5 4 3

3 2 1 2 1 2 3 2 1 2 1 2 3 2 1 2 3 2 1 2 3 2 1 2 3 2 1 2 3 2 1

5 4 3 4 3 4 5 4 3 4 3 4 5 4 3 4 3 4 5 4 3 4 3 4 5 4 3 4 3 4

5 3 4 5 4 3 5 3 4 5 4 3

4 3 4 5 3 4 3 4 5 3 4 3 4 5 3 4 3 4 5 3 4 3 4 5 3 4 3 4 5 3 4

3 2 1 3 2 1 2 1 2 3 1 2 3 2 1 2 3 2 1 2 3 2 1 2 3 2 1 2 3 2 1

5 4 3 5 4 3 4 3 4 5 3 4 5 4 3 4 3 4 5 4 3 4 3 4 5 4 3 4 3 4

2 3 4 5 5 4 3 2 2 3 4 5 4 3 2 2 3 4 5 5 4 3 2 1 2 3 4 5 4 3 2 1

2 2 3 4 5 4 3 2 2 2 3 4 5 4 3 2 2 3 4 5 4 3 2 1 2 3 4 5 4 3 2 1

4 4 3 2 1 2 3 4 4 4 3 2 1 2 3 4 4 3 2 1 4 3 2 1 1 2 3 4 1 2 3 4

5 5 4 3 2 3 4 5 5 5 4 3 2 3 4 5 4 3 2 5 4 3 2 2 3 4 5 2 3 4 5

2 4 2 2 4 2 4 5 2 4 5 4 2 5 4 2 5
 1 2 1 1 2 1 2 4 1 3 1 4 2 1 2 4 1 3 1 4 2 1 2 4 1 2 5 4
 2 4 5 4 5 4 5 4 2 1 4 5 4 5 4 5 4 2 1 2 4 1 4 2 1 4 2
 1 2 4 1 3 1 4 2 1 2 4 1 3 1 4 2 1 2 4 1 4 2 1 4 2 1 4 2
 4 2 1 2 1 2 1 2 4 2 1 2 1 2 1 2 4 2 1 4 2 1 2 4 1 2
 5 4 2 4 3 4 2 4 5 4 2 4 3 4 2 4 5 4 2 5 4 2 5 4 2 4 5 2 4

Mi majeur. Mi mayor.
E-dur. E major.

2 4 5 5 4 2 2 4 5 5 4 2 2 4 5 5 3 2 2 4 5 5 3 2
 1 2 4 4 2 1 1 2 4 4 2 1 1 2 4 3 2 1 1 2 4 3 2 1
 2 3 5 5 4 2 2 3 5 5 4 2 1 1 2 3 4 2 1 4 2 1 1 2 3 4 2 1
 1 2 3 4 2 1 1 2 3 4 2 1 4 2 1 1 2 3 4 2 1 4 2 1 1 2 3 4 2 1
 3 2 1 1 2 4 3 2 1 1 2 4 4 2 1 1 2 3 3 2 1 1 2 3 3 2 1 1 2 3
 5 3 2 2 4 5 5 3 2 2 4 5 5 4 2 2 3 5 4 2 1 1 2 3 5 5 3 2 2 3 5 5 3 2 2 3 5

2 3 5 2 3 5 4 2 1 5 4 2 1 2 3 5 2 1 3 2 5 4 2 1 5 4 2 1
 1 2 3 1 1 2 3 4 2 1 1 2 3 4 2 1 4 2 1 1 2 3 4 2 1 4 2 1
 2 1 3 2 5 3 4 2 1 5 4 2 1 2 3 5 2 1 3 2 5 4 2 1 5 4 2 1
 1 2 3 1 1 2 3 4 2 1 4 2 1 1 2 3 4 2 1 4 2 1 1 2 3 4 2 1
 3 2 1 3 2 1 1 2 4 1 2 4 3 2 1 3 2 1 1 2 4 1 2 4 1 2 4
 5 3 2 5 3 2 2 4 5 2 4 5 5 3 2 5 3 2 2 4 5 2 4 5 2 4 5

Mi mineur. Mi menor.
E-moll. E minor.

2 3 5 5 4 3 2 3 5 5 4 3 2 4 5 5 3 2 2 4 5 5 3 2 2 4 5 5 4 2
 1 2 3 4 2 1 1 2 3 4 2 1 1 2 4 3 2 1 1 2 4 3 2 1 1 2 4 4 2 1
 2 3 5 2 3 5 4 2 1 5 4 2 1 2 3 5 2 1 3 2 5 4 2 1 5 4 2 1
 1 2 3 1 1 2 3 4 2 1 4 2 1 1 2 3 4 2 1 4 2 1 1 2 3 4 2 1
 3 2 1 3 2 1 1 2 4 1 2 4 3 2 1 3 2 1 1 2 4 1 2 4 1 2 4
 5 3 2 5 3 2 2 4 5 2 4 5 5 3 2 5 3 2 2 4 5 2 4 5 2 4 5

2 1 3 2 5 3 5 4 4 2 2 1 2 1 3 2 5 3 5 4 4 2 2 1

2 1 3 5 5 4 4 2 2 1 2 1 3 5 5 4 4 2 2 1

3 2 1 3 2 1 1 2 4 1 2 4 5 3 2 1 3 2 1 1 2 4 1 2 4 5

5 3 2 5 3 2 2 4 5 2 4 5 5 3 2 5 3 2 2 4 5 2 4 5

2 1 5 2 4 2 5 4 2 1 2 4 5 2 4 2 5 4 2 1 4 2 5 4 2 1 5 4

2 1 5 2 4 2 5 4 2 1 2 4 5 2 4 2 1 4 2 5 4 2 1 4 2 5 4

1 2 1 2 1 2 1 2 4 2 4 2 1 2 1 2 1 2 4 2 1 2 4 2 1 2 4 1 2 4

5 4 2 4 2 4 2 4 2 4 4 5 4 2 4 2 4 2 4 2 4 5 4 2 4 5 2 4 1 2 4

2 4 5 2 4 2 5 4 2 1 2 4 5 2 4 2 5 4 2 1 2 4 1 4 2 5 4 2 5 4

2 4 5 2 4 2 5 4 2 1 2 4 5 2 4 2 1 4 2 1 2 4 1 4 2 5 4 2 5 4

4 2 1 2 1 2 1 2 4 2 4 2 1 2 1 2 1 2 4 2 1 2 4 1 2 4 1 2 4 1 2

5 4 2 4 2 4 2 4 2 4 4 5 4 2 4 2 4 2 4 2 4 5 4 2 4 5 2 4 5 2 4

Fa majeur. Fa mayor.
F-dur. F major.

3 4 3 5 3 4 3 4 3 5 3 4 3 4 3 5 3 4 3 4 3 5 3 4 3 4 3 5 3 4

1 2 1 2 1 2 1 2 1 2 1 2 1 2 1 2 1 2 1 2 1 2 1 2 1 2 1 2 1 2

3 2 1 1 1 2 3 2 1 1 1 2 3 2 1 1 1 2 3 2 1 1 1 2 3 2 1 1 1 2

5 4 3 2 3 4 5 4 3 2 3 4 5 4 3 2 3 4 5 4 3 2 3 4 5 4 3 2 3 4

2 3 4 2 4 2 4 3 2 3 4 2 4 2 4 3 2 3 4 2 3 5 4 2 5 3
 1 2 3 1 2 1 3 2 1 2 3 1 2 1 3 2 1 2 3 1 3 2 1 3 1

3 2 1 2 1 2 1 2 3 3 2 1 2 1 2 1 2 3 3 1 3 2 1 4 2 1 2 4 4 1 2 3 1 2
 5 3 2 4 2 4 2 3 5 3 2 4 2 4 2 3 5 3 2 5 3 2 5 4 2 4 5 2 3 5 2 4

Fa# majeur. Fa# mayor.
Fis-dur. F# major.

2 3 4 5 4 3 2 3 4 5 4 3 2 3 4 5 4 3 2 3 4 5 4 3 2 3 4 5 4 3
 1 1 2 3 2 1 1 1 2 3 2 1 1 1 2 3 2 1 1 1 2 3 2 1 1 1 2 3 2 1

3 2 1 1 1 2 3 2 1 1 1 2 3 2 1 1 1 2 3 2 1 1 1 2 3 2 1 1 1 2
 5 4 3 2 3 4 5 4 3 2 3 4 5 4 3 2 3 4 5 4 3 2 3 4 5 4 3 2 3 4 5 4 3 2 3 4

Fa# mineur. Fa# menor.
Fis-moll. F# minor.

2 2 4 5 4 2 2 2 4 5 4 2 2 2 3 5 3 2 2 2 3 5 3 2 2 2 3 5 3 2 2 2 3 5 3 2
 1 1 2 4 2 1 1 1 2 4 2 1 1 1 2 3 2 1 1 1 2 3 2 1 1 1 2 3 2 1 1 1 2 3 2 1

4 4 2 1 2 4 4 4 2 1 2 4 3 4 2 1 2 4 3 4 2 1 2 4 3 4 2 1 2 4 3 4 2 1 2 3
 5 5 4 2 4 5 5 5 4 2 4 5 3 5 4 2 4 5 3 5 4 2 4 5 4 5 3 4 2 1 2 4 5 4 3 2 1 2 3 5

2 1 3 2 5 3 5 4 4 2 2 1
 2 1 3 5 2 1 5 4 2 1 2 3 5 3 5 4 2 2 1
 4 2 1 4 2 1 1 2 4 1 2 4 4 2 1 4 2 1

4 2 5 2 4 2 5 4 2 1 4 5 2 1 4 2 5 4
 2 4 5 2 4 2 5 4 2 1 4 5 2 1 4 2 5 4 2
 4 2 1 2 1 2 1 2 4 4 2 1 2 1 2 4 1 2 4 1 2
 5 4 2 4 2 4 2 4 5 4 2 4 2 4 5 2 4 5 2 4

4 2 5 2 4 2 5 4 2 1 4 5 2 1 4 2 5 4
 2 4 5 2 4 2 5 4 2 1 4 5 2 1 4 2 5 4 2
 4 2 1 2 1 2 1 2 4 4 2 1 2 1 2 4 1 2 4 1 2
 5 4 2 4 2 4 2 4 5 4 2 4 2 4 5 2 4 5 2 4

Sol majeur. Sol mayor.
G-dur. G major.

2 3 5 5 4 2 2 3 5 5 4 2 2 4 5 5 4 2 2 4 5 5 4 2 2 4 5 5
 1 2 3 4 2 1 1 2 3 4 2 1 1 2 4 4 2 1 1 2 4 4 2 1 1 2 4 5 3
 4 2 1 1 2 4 4 2 1 1 2 4 4 2 1 1 2 3 5 4 2 1 1 2 3 3 2 1 1 2 4 5
 5 4 2 2 4 5 4 5 4 2 2 3 5 5 4 2 2 3 5 5 3 2 1 1 2 4 5 5 3 2 1 1 2 4 5

2 1 3 2 5 3 2 1 3 2 5 3 5 4 4 2 2 1 5 4 4 2 2 1 2 1 3 2 5 3 2 1 3 2 5 3 5 4 4 2 2 1 5 4 4 2 1

4 2 1 4 2 1 1 2 4 1 2 4 5 4 2 1 4 2 1 1 2 4 1 2 4 5 4 2 1 4 2 1 1 2 4 5 2 4 5

Sol mineur. Sol menor.
G-moll. G minor.

2 1 3 2 5 3 5 4 4 2 2 1 2 3 2 5 3 5 4 4 2 2 1 2 1 4 2 4 5 3 3 2 1 1 4 2 5 5 3 3 2 1 1 4 2 5 5 4 2 1 1 4 2 5 5 4 4 2 1

4 5 4 2 1 2 2 4 5 4 2 1 2 4 5 3 2 1 1 2 4 5 3 2 1 1 2 4 5 4 2 1 1 2 3 4 2 1 1 2 3 5 4 2 1 1 2 3 5 4 2 1 1 2 3 5

2 1 3 2 5 3 2 1 3 2 5 3 5 4 4 2 2 1 5 4 4 2 2 1 1 2 3 5 2 1 3 2 5 3 5 4 4 2 2 1 5 4 4 2 1

4 5 4 2 1 4 2 1 1 2 4 5 1 2 4 5 4 2 1 4 2 1 1 2 4 5 1 2 4 5 4 2 1 4 2 1 1 2 4 5 2 4 5

2 3 5 2 4 2 5 3 2 3 5 2 4 2 5 3 2 3 5 2 3 4 2 1 4 2 5 4 2 2 1 3 2 1 3 2 5 3 2

3 2 1 2 1 2 1 2 3 2 1 2 3 1 2 1 3 2 1 2 3 1 2 3 4 2 1 4 2 2 1 3 2 1 3 2 5 3 2 3 2 1 3 2 5 3 2 3 4 2 3 5 2 3

2 3 5 2 3 5 5 4 4 2 5 4 2 2 3 5 2 3 5 4 2 5 4 2

1 2 3 1 2 3 4 3 2 1 2 3 4 1 2 3 4 1 2 3 4 1 2 3 4

4 2 1 4 2 1 1 2 4 1 2 4 4 2 1 4 2 1 1 2 4 4 1 2 4

5 4 2 5 4 2 2 4 5 2 4 5 5 4 2 5 4 2 2 4 5 2 4 5

2 3 4 5 5 4 3 3 2 3 4 5 5 4 3 3 2 3 1 5 2 3 4 5 4 3 2 1

1 2 3 4 4 3 2 1 1 2 3 4 4 3 2 1 1 2 3 4 1 2 3 4 5 4 3 2 1

4 3 2 1 1 2 3 4 4 3 2 1 1 2 3 4 4 3 2 1 1 2 3 4 4 3 2 1

5 4 3 2 2 3 4 5 5 4 3 2 2 3 4 5 4 3 2 2 3 4 5 4 3 2 1

La majeur. La mayor.
A-dur. A major.

2 3 4 5 5 4 3 2 2 3 4 5 5 4 3 2 2 3 4 5 2 3 4 5 4 3 2 1

1 2 3 4 4 3 2 1 1 2 3 4 4 3 2 1 1 2 3 4 1 2 3 4 5 4 3 2 1

4 3 2 1 1 2 3 4 4 3 2 1 1 2 3 4 4 3 2 1 1 2 3 4 4 3 2 1

5 4 3 2 2 3 4 5 5 4 3 2 2 3 4 5 4 3 2 2 3 4 5 4 3 2 1

2 3 5 5 4 2 2 3 5 5 4 2 2 4 5 5 4 2 2 4 5 5 4 2 2 4 5 3 3 2 1 2 4 5 5 3 2 1

1 2 3 4 2 1 1 2 3 4 2 1 1 2 4 4 2 1 1 2 4 4 2 1 1 2 4 5 3 2 1 1 2 4 5 3 2 1

3 2 1 1 2 4 3 2 1 1 2 4 4 2 1 1 2 4 4 2 1 1 2 4 5 3 2 1 1 2 4 5 3 2 1 1 2 3

5 3 2 2 4 5 5 3 2 2 4 5 5 4 2 2 3 5 4 2 1 1 2 3 5 5 3 2 2 3 5 5 3 2 2 3 5

2 1 3 2 5 3 2 1 3 2 5 3 4 2 4 2 2 1 5 4 4 2 2 1 2 1 3 2 5 3 2 1 3 2 5 4 4 2 2 1 5 4 4 2 2 1

3 2 1 3 2 1 1 2 1 1 2 4 3 2 1 3 2 1 1 2 4 1 2 4 3 2 1 3 2 1 1 2 4 1 2 4 3 2 1 3 2 1 1 2 4 1 2 4 3

La mineur. La menor.
A - moll. A menor

2 1 3 2 5 3 4 2 2 1 2 3 5 3 4 2 2 1 2 1 4 2 5 4 5 3 3 2 2 1 2 4 5 5 3 2 2 1 1 2 4 5 5 4 2 2 1 2 4 5 5 4 2 1

4 5 4 2 1 2 2 4 5 4 2 1 2 2 4 5 3 2 1 2 3 5 3 2 1 2 3 5 4 5 4 2 1 1 2 3 4 5 4 2 1 1 2 3 4 5 4 2 1 1 2 3 5

2 1 3 2 5 3 2 1 3 2 5 3 4 2 2 1 5 4 4 2 2 1 2 1 3 2 5 3 2 1 3 2 5 3 4 2 2 1 5 4 4 2 2 1

4 5 4 2 1 4 5 4 1 2 2 4 5 1 2 4 5 4 5 2 1 4 5 2 1 1 2 4 5 1 2 4 5 1 2 4 5 1 2 4 5 1 2 4 5

2 1 3 4 5 5 1 3 2 2 3 4 5 5 4 3 2 1 2 3 4 5 2 1 3 2 4 3 5 4 4 3 3 2 1 5 4 3 2 1

4 3 2 1 1 2 3 4 1 3 2 1 1 2 3 4 4 3 2 1 1 2 3 4 4 3 2 1 1 2 3 4 4 3 2 1 1 2 3 4 4 3 2 1 1 2 3 4

5 4 3 2 5 4 3 2 2 3 4 5 2 3 4 5 1 2 3 4 1 2 3 4 1 2 3 4 5 4 3 2 1 1 2 3 4 5 4 3 2 1 1 2 3 4

2 3 4 5 5 4 3 2 2 3 4 5 5 4 3 2 2 3 4 5 2 3 4 5 2 3 4 5 4 3 2 1 3 2 1 5 4 3 2

1 2 3 4 4 3 2 1 1 2 3 4 4 3 2 1 1 2 3 4 2 1 3 2 4 3 2 1 3 2 1 5 4 3 2

4 3 2 1 1 2 3 4 4 3 2 1 1 2 3 4 4 3 2 1 4 3 2 1 1 2 3 4 1 2 3 4 5

5 4 3 2 2 3 4 5 5 4 3 2 2 3 4 5 4 3 2 1 4 3 2 1 1 2 3 4 5 2 3 4 5

Sib majeur. Sib mayor.

B-dur. B^b major.

2 3 5 5 4 2 2 3 5 5 4 2 2 4 5 5 4 2 2 4 5 5 4 2 2 4 5 3 3 2 2 4 5 3 3 2 1

1 2 3 4 2 1 1 2 3 4 2 1 1 2 3 4 2 1 2 1 4 2 5 4 4 2 1 2 1 4 2 5 3 2 1 2 1 4 2 5 3 2 1

4 2 1 1 2 4 4 2 1 1 2 4 4 2 1 1 2 3 3 4 2 1 1 2 3 5 4 2 1 1 2 3 3 5 3 3 2 1 2 3 5

5 4 2 2 4 5 5 4 2 2 4 5 5 4 2 2 3 5 5 4 2 2 3 5 5 4 2 2 3 5 5 3 3 5 3 3 5

2 3 5 5 4 2 2 3 5 5 4 2 2 4 5 5 4 2 2 4 5 5 4 2 2 4 5 3 3 2 2 4 5 3 3 2 1

1 2 3 4 2 1 1 2 3 4 2 1 1 2 3 4 2 1 2 1 4 2 5 4 4 2 1 2 1 4 2 5 3 2 1 2 1 4 2 5 3 2 1

4 2 1 4 2 1 1 2 4 4 2 1 1 2 3 3 4 2 1 1 2 3 5 4 2 1 1 2 4 5 1 2 4 4 5

5 4 2 5 4 2 2 4 5 5 4 2 2 4 5 4 2 2 3 5 5 4 2 2 3 5 5 4 2 2 4 5 1 2 4 5

Sib mineur. Sib menor.

B-moll. B^b minor.

2 3 5 5 4 2 2 3 5 5 4 2 2 4 5 5 4 2 2 4 5 5 4 2 2 4 5 3 3 2 2 4 5 5 3 2 1

1 2 3 4 2 1 1 2 3 4 2 1 1 2 3 4 2 1 2 1 4 2 5 4 4 2 1 2 1 4 2 5 3 2 1 2 1 4 2 5 3 2 1

4 2 1 4 2 1 1 2 4 4 2 1 1 2 3 3 4 2 1 1 2 3 5 4 2 1 1 2 4 5 1 2 4 4 5

5 4 2 5 4 2 2 4 5 5 4 2 2 4 5 4 2 2 3 5 5 4 2 2 3 5 5 4 2 2 4 5 1 2 4 5

2 3 5 2 3 5 5 4 4 2 2 2 3 5 2 3 5 4 4 2 1
 1 2 3 1 2 3 4 3 2 1 1 2 3 4 2 1 2 3 4 2 1 5 4 2 1

4 2 1 4 2 1 1 2 1 1 2 1 4 2 1 4 2 1 1 2 1 1 2 1
 5 4 2 5 4 2 1 2 4 2 2 4 2 5 4 2 5 4 2 2 4 2 2 4 2

2 3 4 5 5 4 3 2 2 3 1 5 5 4 3 2 2 3 4 5 2 3 4 5 4 3 2 1 5 4 3 2
 1 2 3 4 4 3 2 1 1 2 3 4 4 3 2 1 1 2 3 4 2 1 2 3 4 5 4 3 2 1

4 3 2 1 1 2 3 4 4 3 2 1 1 2 3 4 4 3 2 1 1 2 3 4 4 3 2 1 5 4 3 2
 5 4 3 2 2 3 4 5 5 4 3 2 2 3 4 5 4 3 2 1 1 2 3 4 1 2 3 4 5 4 3 2 1

2 3 4 5 5 4 3 2 2 3 4 5 5 4 3 2 2 3 4 5 2 3 4 5 4 3 2 1 5 4 3 2
 1 2 3 4 4 3 2 1 1 2 3 4 4 3 2 1 1 2 3 4 1 2 3 4 3 2 1 5 4 3 2 1

4 3 2 1 1 2 3 4 4 3 2 1 1 2 3 4 4 3 2 1 1 2 3 4 4 3 2 1 5 4 3 2
 5 4 3 2 2 3 4 5 5 4 3 2 2 3 4 5 4 3 2 1 1 2 3 4 1 2 3 4 5 4 3 2 1

Si majeur. Si mayor.
H-dur. B major.

2 3 5 5 4 2 2 3 5 5 4 2 2 4 5 5 4 2 2 4 5 5 4 2 2 4 5 3 3 2 2 4 5 3 2 1
 1 2 3 4 2 1 1 2 3 4 2 1 1 2 4 4 2 1 1 2 4 4 2 1 1 2 4 5 3 2 1 1 2 4 5 3 2 1

3 2 1 1 2 4 3 2 1 1 2 4 4 2 1 1 2 3 4 2 1 1 2 3 4 5 2 1 1 2 3 5 4 2 1 1 2 3 5
 5 3 2 2 4 5 5 3 2 2 4 5 5 5 2 2 3 5 4 5 5 2 2 3 5 4 5 5 2 2 3 5 4 5 5 2 2 3 5

2 1 3 2 5 3 2 3 5 4 4 2 2 1 5 4 4 2 2 1 2 1 2 3 5 3 2 1 3 2 5 3 4 4 2 2 1 5 4 2 1 2 1

3 2 1 3 2 1 1 2 4 1 2 4 3 2 1 3 2 1 1 2 4 1 2 4 3 2 1 3 2 5 3 2 1 1 2 4 1 2 4 3 2 1 3 2 5 3 2 1 1 2 4 1 2 4

5 3 2 5 3 2 2 4 5 2 4 5 5 3 2 5 3 2 2 4 5 2 4 5 5 3 2 5 3 2 2 4 5 2 4 5 2 4 5

Si mineur. Si menor.
H-moll. B minor.

2 1 3 2 5 3 2 3 5 4 4 2 2 1 5 4 4 2 2 1 2 1 2 3 5 3 2 1 2 1 2 4 5 3 2 1 2 1 2 4 5 4 2 2 1 2 4 5 5 4 2 1

4 5 4 2 1 2 4 5 4 5 4 2 1 1 2 4 5 3 2 1 1 2 4 5 2 3 1 2 1 2 4 5 4 2 1 1 2 3 4 2 1 1 2 3 5 5 4 2 1

5 4 2 4 5 4 5 4 5 3 3 2 1 2 4 5 3 3 2 1 2 4 5 4 2 1 1 2 3 5 4 2 1 1 2 3 5 4 2 1 1 2 3 5

2 1 3 2 5 3 2 3 5 4 4 2 2 1 5 4 4 2 2 1 2 3 5 2 1 3 2 5 3 4 2 2 1 5 4 4 2 1

1 2 1 4 2 1 1 2 4 5 1 2 4 5 4 2 1 4 2 1 1 2 4 5 1 2 4 5 2 4 1 1 2 4 5 1 2 4 5

5 4 2 5 4 2 2 4 5 2 4 5 4 5 4 2 5 4 2 2 4 5 2 4 2 2 4 5 2 4 5 2 4 5 2 4 5

2 3 4 5 5 4 3 2 2 3 4 5 5 4 3 2 2 1 2 3 4 5 2 1 3 2 4 3 5 4 4 3 2 1 5 4 3 2 1

4 3 2 1 1 2 3 4 4 3 2 1 1 2 3 4 4 3 2 1 1 2 3 4 4 3 2 1 5 4 3 2 1 5 4 3 2 1

5 4 3 2 2 3 4 5 5 4 3 2 2 3 4 5 4 3 2 1 1 2 3 4 1 2 3 4 5 4 3 2 1 2 3 4 5 4 3 2 1

2 3 4 5 5 4 3 2 2 3 4 5 5 4 3 2 2 3 4 5 2 3 4 5 4 3 2 1 5 4 3 2 1
 1 2 3 4 4 3 2 1 1 2 3 4 4 3 2 1 1 2 3 4 1 2 3 4 3 2 1 5 4 3 2 1

4 3 2 1 1 2 3 4 4 3 2 1 1 2 3 4 4 3 2 1 4 3 2 1 1 2 3 4 1 2 3 4
 5 4 3 2 2 3 4 5 5 4 3 2 2 3 4 5 4 3 2 1 5 4 3 2 2 3 4 5 2 3 4 5

2 3 5 2 3 5 2 1 3 2 5 4 2 1 5 4 4 2 2 1 4 2 4 2 5 4 2 4
 1 2 3 2 1 2 3 2 1 2 3 4 2 1 2 3 4 2 1 2 3 4 2 1 2 3 4 2 1 2 3 4

4 2 1 1 1 2 4 4 1 2 4 4 2 1 4 5 4 2 1 1 2 4 1 2 4 4 5
 5 4 3 2 2 3 4 5 5 4 3 2 2 3 4 5 4 3 2 1 2 3 4 5 1 2 3 4 5

Arpeggien in Sexten.

Arpèges en sixtes.

Ut majeur. Do mayor.

G-dur. C major.

Arpeggios in sixths.

Arpeggios en sextas.

4 5 3 5 3 5 4 5 3 5 3 5 4 5 4 5 4 5 4 5 4 5 4 5 4 5 3 5 4 5 4 5
 5 4 5 4 5 4 5 4 5 4 5 4 5 4 5 4 5 4 5 4 5 4 5 4 5 3 5 4 5 4 5

3 5 4 5 4 5 (3 5) 5 4 5 5 3 4 5) 3 5 4 5 4 5 (3 5) 5 4 5 5 3 4 5)
 5 4 5 3 5 4 5 4 5 5 4 5 4 5 4 5 3 5 4 5 3 5 4 5 4 5 4 5 4 5 4 5

(5 4 5 3 5 4) (5 4 5 3 5 4)

Ut mineur. Do menor.
C-moll. C minor.

3 5 4 5 4 5 3 5 4 5 4 5 4 5 4 5 4 5 4 5 4 5 4 5 3 5 3 5 4 5 3 5 3 5
5 4 5 3 5 4 5 4 5 3 5 4 5 3 5 4 5 3 5 3 5 4 5 3 5 4 5 4 5 4 5 4

4 5 3 5 4 5 (4 5 3 4 5 3 5) 4 5 3 5 4 5 (5 5 3 4 5 3 5) 4 5 3 5 4 5 3 5 4
5 4 5 4 5 3 2 3 5 4 5 1 5 4 5 4 5 3 2 3 5 4 5 4

4 5 4 5 5 4 5 4 4 5 4 5 5 4 5 4 4 5 4 5 4 1 5 2 4 5 2 4 5 4 5 4 1 5 4 5 4
2 1 2 1 1 2 1 2 2 1 2 1 1 2 1 2 2 1 2 1 1 2 1 2 1 2 1 2 1 2 1 2 1 2

4 5 4 5 5 4 5 4 4 5 4 5 5 4 5 4 4 5 4 5 4 1 5 2 4 5 2 4 5 4 5 4 1 5 4 5 4
2 1 2 1 1 2 1 2 2 1 2 1 1 2 1 2 2 1 2 1 1 2 1 2 1 2 1 2 1 2 1 2 1 2

Reb majeur. Reb mayor.
Des-dur. Db major.

Ut# mineur. Do# menor.
Cis-moll. C# minor.

4 5 4 5 5 4 5 4 4 5 4 5 5 4 5 4 4 5 4 5 4 1 5 2 4 1 5 2 4 1 5 4 5 4
 1 2 1 2 2 1 2 1 1 2 1 2 2 1 2 1 1 2 1 2 1 2 4 1 5 2 4 1 5 2 4 1

2 1 2 1 1 2 1 2 2 1 2 1 1 2 1 2 2 1 2 1 1 2 1 2 1 2 1 2 1 2 1 2
 5 4 5 4 4 5 4 5 5 4 5 4 4 5 4 5 5 4 5 4 4 5 4 5 4 5 4 5 4 5 4 5

2 1 2 1 2 1 2 1 1 2 1 2 1 2 1 2 1 2 1 2 1 2 1 2 1 2 1 2 1 2 1 2
 5 4 5 4 5 4 5 4 4 5 4 5 4 5 4 5 4 5 4 5 4 5 4 5 4 5 4 5 4 5 4 5

4 5 4 5 5 4 5 4 4 5 4 5 5 4 5 4 4 5 4 5 4 1 5 2 4 1 5 2 4 1 5 4 5 4
 1 2 1 2 2 1 2 1 1 2 1 2 2 1 2 1 1 2 1 2 1 2 4 1 5 2 4 1 5 2 4 1

2 1 2 1 1 2 1 2 2 1 2 1 1 2 1 2 2 1 2 1 1 2 1 2 1 2 1 2 1 2 1 2
 5 4 5 4 4 5 4 5 5 4 5 4 4 5 4 5 5 4 5 4 4 5 4 5 4 5 4 5 4 5 4 5

2 1 2 1 2 1 2 1 1 2 1 2 1 2 1 2 1 2 1 2 1 2 1 2 1 2 1 2 1 2 1 2
 5 4 5 4 5 4 5 4 4 5 4 5 4 5 4 5 4 5 4 5 4 5 4 5 4 5 4 5 4 5 4 5

Ré majeur. Re mayor.
D-dur. D major.

4 5 3 5 3 5 4 5 3 5 3 5 4 5 4 5 4 5 4 5 3 5 4 5 3 5 4 5 3 5 4 5 4 5
 5 4 5 4 5 4 5 4 5 4 5 4 5 3 5 4 5 3 5 4 5 3 5 4 5 3 5 4 5 3 5 4 5

8----- (3 5 5 4 5) 5 3 4 5) 3 5 4 5 4 5 (3 5 5 4 5) 5 3 4 5)
 3 5 4 5 4 5 3 5 4 5 3 5 4 5 4 5 3 5 4 5 3 5 4 5 3 5 4 5 3 5 4 5

5 4 5 3 5 4 (5 4 5 3 5 4) 5 4 5 3 5 4 (5 4 5 3 5 4) 5 4 5 3 5 4

Ré mineur. Re menor.
D-moll. D minor.

3 5 4 5 4 5 3 5 4 5 4 5 4 5 4 5 4 5 4 5 4 5 4 5 3 5 3 5 4 5 3 5 3 5

5 4 5 3 5 4 5 4 5 3 5 4 5 3 5 4 5 3 5 3 5 4 5 3 5 4 5 4 5 4 5 4

4 5 3 5 4 5 (4 5) 5 3 4 5 3 5 4 5 3 5 4 5 3 5 4 5 3 5 4 5 3 5 4

5 4 5 4 5 3 4 5 4 5 3 5 4 5 3 4 5 3 4 5 3 4 5 3 4 5 3 5 4

4 5 4 5 5 4 5 4 4 5 4 5 5 4 5 4 4 5 4 5 4 1 5 4 5 4 5 4 5 4

1 2 1 2 2 1 2 1 1 2 1 2 2 1 2 1 1 2 1 2 2 1 2 1 2 1 2 1 2 1

5 4 5 4 4 5 4 5 5 4 5 4 4 5 4 5 2 1 2 1 2 1 2 1 2 1 2 1 2 1

4 5 4 5 5 4 5 4 4 5 4 5 5 4 5 4 4 5 4 5 4 5 4 1 5 4 5 4

1 2 1 2 2 1 2 1 1 2 1 2 2 1 2 1 1 2 1 2 4 1 2 1 2 1 5 4 5 4

5 4 5 4 4 5 4 5 5 4 5 4 4 5 4 5 2 1 2 1 2 1 2 1 2 1 2 1 2 1

Mib majeur. Mib mayor.
Es-dur. E♭ major.

4 5 3 5 3 5 4 5 3 5 3 5 4 5 4 5 4 5 4 5 4 5 3 5 4 5 4 5 3 5 4 5 4 5

5 4 5 4 5 4 5 4 5 4 5 4 5 3 5 4 5 3 5 3 5 4 5 3 5 4 5 3 5 4 5 4 5

3 5 4 5 4 5 (4 5 4 5) 5 3 4 5 (5 4 5 3) 3 5 4 5 4 5 (4 5 4 5) 5 3 4 5 4

5 4 5 3 5 4 3 5 4 5 4 5 5 4 5 3 5 4 (5 4 5 3 5 4) 5 4 5 3 5 4 (5 4 5 3 5 4) 5

Mib mineur. Mib menor.
Es-moll. E♭ minor.

3 5 4 5 4 5 3 5 4 5 4 5 4 5 4 5 4 5 4 5 4 5 3 5 3 5 4 5 3 5 3 5

5 4 5 3 5 4 5 4 5 3 5 4 5 3 5 4 5 3 5 4 5 3 5 4 5 3 5 4 5 3 5 4

4 5 3 5 4 5 (4 5 3 4) 5 4 5 4 (4 5 4 5) 4 5 3 5 4 5 (4 5 3 4) 5 4 5 4 5 4

5 4 5 4 5 3 4 5 4 5 3 5 (5 3 5 4 5 4) 5 4 5 4 5 3 4 5 4 5 3 5 (5 3 5 4 5 4)

4 5 4 5 5 4 5 4 4 5 4 5 5 4 5 4 4 5 4 5 4 1 5 2 4 1 5 2 4 1 5 4 5 4
 1 2 1 2 2 1 2 1 1 2 1 2 2 1 2 1 2 1 1 2 1 2 4 1 5 2 4 1 5 2 4 1

2 1 2 1 1 2 1 2 2 1 2 1 1 2 1 2 2 1 2 1 2 1 2 1 2 1 2 1 2 1 2 1 2
 5 4 5 4 4 5 4 5 5 4 5 4 4 5 4 5 5 4 5 4 4 5 4 5 4 5 4 5 4 5 4 5

2 1 2 1 2 1 2 1 1 2 1 2 1 2 1 2 1 2 1 2 1 2 1 2 1 2 1 2 1 2 1 2
 5 4 5 4 5 4 5 4 5 4 4 5 4 5 4 5 4 5 4 5 4 5 4 5 4 5 4 5 4 5 4 5

4 5 4 5 5 4 5 4 4 5 4 5 5 4 5 4 4 5 4 5 4 1 5 2 4 1 5 2 4 1 5 4 5 4
 1 2 1 2 2 1 2 1 1 2 1 2 2 1 2 1 2 1 1 2 1 2 4 1 5 2 4 1 5 2 4 1

2 1 2 1 1 2 1 2 2 1 2 1 1 2 1 2 2 1 2 1 2 1 2 1 2 1 2 1 2 1 2 1 2
 5 4 5 4 4 5 4 5 5 4 5 4 4 5 4 5 5 4 5 4 4 5 4 5 4 5 4 5 4 5 4 5

2 1 2 1 2 1 2 1 1 2 1 2 1 2 1 2 1 2 1 2 1 2 1 2 1 2 1 2 1 2 1 2
 5 4 5 4 5 4 5 4 5 4 4 5 4 5 4 5 4 5 4 5 4 5 4 5 4 5 4 5 4 5 4 5

Mi majeur. Mi mayor.
E-dur. E major.

4 5 3 5 3 5 4 5 3 5 3 5 4 5 4 5 4 5 4 5 3 5 4 5 4 5 3 5 4 5 4 5
 5 4 5 4 5 4 5 4 5 4 5 4 5 3 5 4 5 3 5 3 5 4 5 3 5 4 5 3 5 4 5

5 4 5 4 5 4 5 4 5 4 5 3 5 4 5 3 5 3 5 4 5 3 5 4 5 3 5 4 5 3 5 4 5

5 4 5 3 5 4 3 5 4 5 4 5 3 5 4 5 3 5 4 5 3 5 4 5 3 5 4 5 3 5 4 5

8 (4 5 4 4 5) 5 4 5 3 4 5 5) 8 (4 5 4 4 5) 5 4 5 3 4 5 5)

5 4 5 3 5 4 3 5 4 5 4 5 3 5 4 5 3 5 4 5 3 5 4 5 3 5 4 5 3 5 4 5

(5 4 5 3 5 4) 5 4 5 3 5 4 (5 4 5 3 5 4) 5 4 5 3 5 4 (5 4 5 3 5 4)

Mi mineur. Mi menor.
E-moll. E minor.

8 5 4 5 4 5 3 5 4 5 4 5 4 5 4 2 4 5 4 5 4 2 4 5 3 5 3 5 4 5 3 5 3 5

5 4 5 3 5 4 5 4 5 3 5 4 5 3 5 4 5 3 5 4 5 3 5 4 5 3 5 4 5 3 5 4

4 5 3 5 4 5 (4 5) 5 3 4 5 5 3 5 4 4 5 3 5 4 5 (4 5) 5 3 4 5 5 3 5 4

5 4 5 4 5 3 4 5 4 5 3 5 4 5 3 4 5 4 5 3 5 4 5 3 5 4 5 3 5 4

4 5 4 5 5 4 5 4 4 5 4 5 5 4 5 4 4 5 4 5 4 1 5 2 4 1 5 2 4 1 5 4 5 4

1 2 1 2 2 1 2 1 1 2 1 2 2 1 2 1 1 2 1 2 4 1 2 1 2 1 2 1 2 1 2 1 2 1

5 4 5 4 4 5 4 5 5 4 5 4 4 5 4 5 2 1 2 1 2 1 1 2 1 2 1 2 1 2 1 2 1 2

4 5 4 5 5 4 5 4 4 5 4 5 5 4 5 4 4 5 4 5 4 1 5 2 4 1 5 2 4 1 5 4 5 4

1 2 1 2 2 1 2 1 1 2 1 2 2 1 2 1 1 2 1 2 4 1 2 1 2 1 2 1 2 1 2 1 2 1

5 4 5 4 4 5 4 5 5 4 5 4 4 5 4 5 2 1 2 1 2 1 1 2 1 2 1 2 1 2 1 2 1 2

Fa majeur. Fa mayor.
F-dur. F major.

4 5 3 5 3 5 4 5 3 5 3 5 4 5 4 5 4 5 4 5 4 5 3 5 4 5 4 5 3 5 4 5

5 4 5 4 5 4 5 4 5 4 5 4 5 3 5 4 5 3 5 3 5 4 5 3 5 4 5 3 5 4 5 3 5 4

8 (3 5 4 5) 5 3 4 5 3 5 4 5 3 5 4 5 3 5 4 5 3 5 4 5 3 5 4 5 3 5 4 5 3 5 4 5

5 4 5 3 5 4 3 5 4 5 3 5 4 5 3 5 4 5 3 5 4 5 3 5 4 5 3 5 4 5 3 5 4 5 3 5 4 5

Fa mineur. Fa menor.
F-moll. F minor.

3 5 4 5 3 5 4 5 3 5 4 5 3 5 4 5 3 5 4 5 3 5 4 5 3 5 4 5 3 5 4 5 3 5 4 5 3 5

5 4 5 3 5 4 5 3 5 4 5 3 5 4 5 3 5 4 5 3 5 4 5 3 5 4 5 3 5 4 5 3 5 4 5 3 5 4

(4 5 3 4) 5 3 4 5 3 5 4 5 3 5 4 5 3 5 4 5 3 5 4 5 3 5 4 5 3 5 4 5 3 5 4 5 3 5 4

5 4 5 4 5 3 4 5 4 5 3 5 4 5 3 5 4 5 3 5 4 5 3 5 4 5 3 5 4 5 3 5 4 5 3 5 4 5

Musical score for the first system, featuring treble and bass staves. The key signature has one flat. Fingering numbers are provided above and below the notes. The piece concludes with a double bar line and a repeat sign.

Musical score for the second system, featuring treble and bass staves. The key signature has two sharps. Fingering numbers are provided above and below the notes. The piece concludes with a double bar line and a repeat sign.

Fa# majeur. Fa# mayor.
Fis-dur. F# major.

Musical score for the third system, featuring treble and bass staves. The key signature has three sharps. Fingering numbers are provided above and below the notes. The piece concludes with a double bar line and a repeat sign.

Musical score for the fourth system, featuring treble and bass staves. The key signature has three sharps. Fingering numbers are provided above and below the notes. The piece concludes with a double bar line and a repeat sign.

Fa# mineur. Fa# menor.
Fis-moll. F# minor.

3 5 4 5 4 5 3 5 4 5 4 5 4 5 4 5 4 5 3 5 3 5 4 5 3 5 3 5

5 4 5 3 5 4 5 3 5 4 5 3 5 4 5 3 5 4 5 3 5 4 5 3 5 4 5 4

4 5 3 5 4 5 (4 5) 5 3 4 5 4 5 4 5 3 5 4 5 3 5 4 5 4 5 4

5 4 5 4 5 3 4 5 4 5 3 5 5 4 5 3 4 5 4 5 3 5 4 5 4 5 3 5

4 5 4 5 5 4 5 4 4 5 4 5 5 4 5 4 4 5 4 5 4 1 5 2 4 1 5 2 4 1 5 4

2 1 2 1 1 2 1 2 2 1 2 1 1 2 1 2 2 1 2 1 1 2 1 2 1 2 1 2 1 2 1 2

5 4 5 4 4 5 4 5 5 4 5 4 4 5 4 5 4 5 4 5 4 5 4 4 5 4 5 4 5 4 5

4 5 4 5 5 4 5 4 4 5 4 5 5 4 5 4 4 5 4 5 4 4 5 2 4 1 5 2 4 1 5 4

2 1 2 1 1 2 1 2 2 1 2 1 1 2 1 2 2 1 2 1 1 2 1 2 1 2 1 2 1 2 1 2

5 4 5 4 4 5 4 5 5 4 5 4 4 5 4 5 4 5 4 5 4 5 4 4 5 4 5 4 5 4 5

Sol majeur. Sol mayor.
G-dur. G major.

The first system of the G major exercise consists of two staves. The right staff (treble clef) contains a sequence of chords and notes with fingerings: 4 5 3 5 3 5 4 5 3 5 3 5 4 5 4 5 4 5 4 5 3 5 4 5 3 5 4 5 4 5. The left staff (bass clef) contains a sequence of chords and notes with fingerings: 5 4 5 4 5 4 5 4 5 4 5 4 5 3 5 4 5 3 5 3 5 4 5 3 5 4 5 3 5 4 5 4.

The second system of the G major exercise consists of two staves. The right staff (treble clef) contains a sequence of chords and notes with fingerings: 3 5 4 5 4 5 (3 5) 5 4 5 3 4 5) 3 5 4 5 4 5 (3 5) 5 4 5 3 4 5) 5 4. The left staff (bass clef) contains a sequence of chords and notes with fingerings: 5 4 5 3 5 4 3 5 4 5 4 5 5 4 5 3 5 4 3 5 4 5 4 5.

Sol mineur. Sol menor.
G-moll. G minor.

The first system of the G minor exercise consists of two staves. The right staff (treble clef) contains a sequence of chords and notes with fingerings: 3 5 4 5 4 5 3 5 4 5 4 5 4 5 4 5 3 5 3 5 4 5 3 5 3 5. The left staff (bass clef) contains a sequence of chords and notes with fingerings: 5 4 5 3 5 4 5 4 5 3 5 4 5 3 5 4 5 3 5 3 5 4 5 3 5 4 5 4 5 4.

The second system of the G minor exercise consists of two staves. The right staff (treble clef) contains a sequence of chords and notes with fingerings: 4 5 3 5 4 5 (4 5) 5 3 4 5 5 3 5) 4 5 3 5 4 5 (4 5) 5 3 4 5 5 3 5) 4. The left staff (bass clef) contains a sequence of chords and notes with fingerings: 5 4 5 4 5 3 (4 5) 3 5 4 5 3 5) 5 4 5 4 5 3 (4 5) 3 5 4 5 3 5 4.

Musical score system 1, featuring two staves (treble and bass clef) with fingerings indicated by numbers 1-5 above and below the notes. The key signature has two flats. The system concludes with a double bar line and repeat dots.

Musical score system 2, continuing the piece with two staves and fingerings. The key signature remains two flats. The system ends with a double bar line and repeat dots.

La majeur. La mayor.
As-dur. A major.

Musical score system 3, showing two staves with fingerings. The key signature changes to three flats. The system concludes with a double bar line and repeat dots.

Musical score system 4, featuring two staves with fingerings. This system includes slurs over groups of notes and a final key signature change to two sharps. The piece concludes with a double bar line and repeat dots.

Sol# mineur. Sol# menor.
Gis-moll. G# minor.

The first system consists of two staves. The upper staff is in treble clef with a key signature of three sharps (F#, C#, G#) and a 3/4 time signature. It features a sequence of chords and eighth notes. The lower staff is in bass clef with the same key signature and time signature, featuring a sequence of chords and eighth notes. Fingerings are indicated by numbers 1-5.

The second system consists of two staves. The upper staff is in treble clef with a key signature of three sharps (F#, C#, G#). It features a sequence of chords and eighth notes. The lower staff is in bass clef with the same key signature, featuring a sequence of chords and eighth notes. Fingerings are indicated by numbers 1-5, with some notes marked with parentheses.

The third system consists of two staves. The upper staff is in treble clef with a key signature of three sharps (F#, C#, G#). It features a sequence of chords and eighth notes. The lower staff is in bass clef with the same key signature, featuring a sequence of chords and eighth notes. Fingerings are indicated by numbers 1-5.

The fourth system consists of two staves. The upper staff is in treble clef with a key signature of three sharps (F#, C#, G#). It features a sequence of chords and eighth notes. The lower staff is in bass clef with the same key signature, featuring a sequence of chords and eighth notes. Fingerings are indicated by numbers 1-5.

La majeur. La mayor.
A-dur. A major.

First system of musical notation for the A major scale. It consists of two staves: a treble clef staff and a bass clef staff. The treble staff contains a sequence of eighth notes with fingerings: 4 5 3 5 3 5 4 5 3 5 3 5 4 5 4 5 4 5 4 5 3 5 4 5 4 5 3 5 4 5 4 5 3 5 4 5. The bass staff contains a sequence of eighth notes with fingerings: 5 4 5 4 5 4 5 4 5 4 5 4 5 4 5 3 5 4 5 3 5 4 5 3 5 4 5 3 5 4 5 3 5 4 5. The key signature is one sharp (F#).

Second system of musical notation for the A major scale. It consists of two staves. The treble staff has a first measure with a dotted line and the number 8 above it, followed by notes with fingerings: 3 5 4 5 4 5 (4 5) 5 4 4 5 3 5 4 5 5. The second measure has a dotted line and the number 8 above it, followed by notes with fingerings: 3 5 4 5 4 5 (4 5) 5 4 4 5 3 5 4 5 5. The bass staff contains a sequence of eighth notes with fingerings: 5 4 5 3 5 4 3 5 4 5 4 5 4 5 3 5 4 5 3 5 4 5 3 5 4 5 3 5 4 5 3 5 4 5. The key signature is one sharp (F#).

La mineur. La menor.
A-moll. A minor.

First system of musical notation for the A minor scale. It consists of two staves: a treble clef staff and a bass clef staff. The treble staff contains a sequence of eighth notes with fingerings: 3 5 4 5 4 5 3 5 4 5 4 5 4 5 4 5 3 5 3 5 4 5 3 5 4 5 3 5 4 5 3 5 4 5 3 5. The bass staff contains a sequence of eighth notes with fingerings: 5 4 5 3 5 4 5 4 5 3 5 4 5 3 5 4 5 3 5 4 5 3 5 4 5 3 5 4 5 3 5 4 5 3 5. The key signature is no sharps or flats.

Second system of musical notation for the A minor scale. It consists of two staves. The treble staff has a first measure with a dotted line and the number 8 above it, followed by notes with fingerings: 4 5 3 5 4 5 (4 5) 5 3 5 5 4 5 4 4 5 3 5 4 5 (4 5) 5 3 4 5 5 4 5 5. The second measure has a dotted line and the number 8 above it, followed by notes with fingerings: 4 5 3 5 4 5 (4 5) 5 3 4 5 5 4 5 5. The bass staff contains a sequence of eighth notes with fingerings: 5 4 5 4 5 3 4 5 4 5 3 5 4 5 3 5 4 5 3 5 4 5 3 5 4 5 3 5 4 5 3 5 4 5 3 5. The key signature is no sharps or flats.

Sib mineur. Sib menor.
B-moll. Bb minor.

First system of piano exercise in B-flat minor, measures 1-8. The right hand features a melodic line with triplets and slurs, while the left hand plays a steady eighth-note accompaniment. Fingering numbers are provided for both hands.

Second system of piano exercise in B-flat minor, measures 9-16. This system includes a repeat sign over measures 10-11. The right hand continues the melodic pattern, and the left hand maintains the accompaniment. Fingering numbers are provided for both hands.

Third system of piano exercise in B-flat minor, measures 17-24. This system includes a repeat sign over measures 20-21. The right hand continues the melodic pattern, and the left hand maintains the accompaniment. Fingering numbers are provided for both hands.

Fourth system of piano exercise in B-flat minor, measures 25-32. This system includes a repeat sign over measures 28-29. The right hand continues the melodic pattern, and the left hand maintains the accompaniment. Fingering numbers are provided for both hands.

Si majeur. Si mayor.
H-dur. B major.

Musical score for Si majeur (B major) in H-dur (B major). The system consists of two staves. The right staff is in treble clef and the left staff is in bass clef. The music is written in a rhythmic pattern with many eighth and sixteenth notes. Fingering numbers 1-5 are indicated below the notes.

Musical score for Si majeur (B major) in H-dur (B major), second system. It continues from the first system. It features two measures of eighth-note triplets, indicated by a dashed box with an '8' above and a '3' below. The right staff has the triplets in the treble clef, and the left staff has the triplets in the bass clef. Fingering numbers 1-5 are indicated below the notes.

Si mineur. Si menor.
H-moll. B minor.

Musical score for Si mineur (B minor) in H-moll (B minor). The system consists of two staves. The right staff is in treble clef and the left staff is in bass clef. The music is written in a rhythmic pattern with many eighth and sixteenth notes. Fingering numbers 1-5 are indicated below the notes.

Musical score for Si mineur (B minor) in H-moll (B minor), second system. It continues from the first system. It features two measures of eighth-note triplets, indicated by a dashed box with an '8' above and a '3' below. The right staff has the triplets in the treble clef, and the left staff has the triplets in the bass clef. Fingering numbers 1-5 are indicated below the notes.

Neues Studienwerk für Klavier,

das sich überall schnell einführte.

Carl Heinrich Döring, Op. 309.


Vier charakteristische und melodische

OKTAVEN-ETÜDEN: 1. Eilende Wolken ---- 2. Wandernde Zigeuner 3. Nord und Süd ----- 4. Liebesfrühling -----

==== Für jeden vorgeschrittenen Klavierspieler. ====

Text: Deutsch — Englisch — Französisch — Italienisch — Spanisch.

Preis kplt. M. 1.—.



Kritiken von Autoritäten auf dem Gebiete des Klavierspiels:

Herr Professor Josef Stiasny (Vorstand der Ed. Horakschen Musikschulen), Wien, schreibt: „Die im Verlage von J. Schuberth & Co. erschienenen Oktavenetüden op. 309 verfolgen nicht nur den eigentlichen rein technischen Zweck, sondern sind als melodische Charakterstücke gedacht und zufolge ihrer reizenden Melodik zum Vortrage sehr geeignet. Ihrer großen Verwendbarkeit im Unterrichte wegen wurden diese Etüden in den Lehrplan der Ed. Horakschen (Franz Brixeschen) Musikschulen in Wien aufgenommen. Zur Popularisierung dieser wirklich schätzenswerten Etüden werde ich kräftigst beitragen.“

Herr Professor Gustav Schumann (Direktor der Rollfuss'schen Musik-Akademie) schreibt: „Der sehr hübsche poetische Inhalt dieser vier Etüden entspricht vollkommen den von Ihnen gewählten Überschriften: Eilende Wolken, Wandernde Zigeuner, Nord und Süd, Liebesfrühling. Da nun aber auch das Wesentlichste der für den Klavierspielenden so notwendigen Oktaventechnik darin behandelt wird, so eignen sie sich sowohl zum Vortrag, wie auch zu ernstem technischen Studium. Sie bilden somit eine wertvolle Bereicherung der Oktavenliteratur und sind namentlich vorwärtstrebenden Spielern der Mittelstufe aufs wärmste zu empfehlen. Jedenfalls werde ich in meiner Schule reichlichen Gebrauch davon machen.“

Herr Direktor Richard Kaden (Pädagogische Musikschule), Dresden, schreibt: „Prof. Dörings Oktaven-Etüden, Opus 309, sind ausgesprochene Charakterstücke mit ansprechenden harmonischen, melodischen und dynamischen Wendungen, gleich geeignet, die Technik des Oktavenspiels als auch den musikalischen Vortrag zu fördern. Wir können das neue, jugendfrisch geschriebene Werk aus der bewährten Feder des Herrn Professors Hofrat Heinrich Döring, der einst für die Musik-Pädagogik überhaupt grundlegend gewirkt hat, allen Klavierlehrern und -Schülern, die es mit ihrer Kunst ernst nehmen, auf das wärmste empfehlen.“

Herr Professor O. Schmid schreibt im „Dresdner Journal“, Nr. 156: „Wenn der Senior unserer einheimischen Klavierpädagogen, Meister C. H. Döring, mit neuen Werken zu Unterrichtszwecken hervortritt, so wird man immer von neuem wieder Gelegenheit haben, auf die eminente musikpädagogische Begabung hinzuweisen, die ihm eigen ist. Das Lehrhafte in einer nicht nur jeder trocken pedantischen Artung abholden Form, sondern geradezu in einer anregenden und unterhaltenden Gestaltung zu geben, kann man als seine Spezialkunst betrachten. Zeugnis von dieser Sonderbegabung legen auch wieder die Oktaven-Etüden op. 309 ab, die er soeben im Verlag von J. Schuberth & Co., Leipzig, erscheinen ließ. Es sind das Musikstücke, die bereits die Beherrschung der rein technischen Seite des Oktavenspiels bis zu einem gewissen Grade voraussetzen, also das mechanisch-technische

Studium nicht mehr als Hauptzweck ins Auge fassen. „Eilende Wolken“, „Wandernde Zigeuner“, „Nord und Süd“ und „Liebesfrühling“ betitelt, vereinigen sie vielmehr den Etüdencharakter mit dem des musikalischen Charakterstücks in glücklichster Weise, zielen also ganz wesentlich auch dahin, den musikalischen Vortrag zu beleben.“

Herr Professor Julius Epstein, Wien, schreibt: „Die Oktaven-Etüden Opus 309, sind ausgezeichnet, nützlich und schön, wie alles von dem vortrefflichen Pädagogen und Komponisten C. H. Döring.“

Herr Seminarlehrer Emil Petzold, Bautzen, schreibt: „Die Bekanntschaft mit Dörings Oktaven-Etüden mir vermittelt zu haben, bin ich Ihnen besonders dankbar. Bei allem Etüdeninhalte sind doch die 4 Nummern Charakterstücke allerliebsten Genres, und ich werde nie versäumen, gerade auf dieses Werkchen an ganz geeigneter Stelle hinzuweisen.“


Herr Musikdirektor Ed. Steinwarz, Karlsruhe, schreibt: „Döring, Oktaven-Etüden und Erdstein, Valse caprice bedeuten eine wertvolle Bereicherung der Klavierliteratur; ich werde sie jedenfalls beim Unterrichte gebrauchen.“

Herr Direktor M. Kaufmann, Karlsbad, schreibt: „Die Oktaven-Etüden haben so sehr meinen Beifall gefunden, daß ich das ausgezeichnete Werkchen in meiner Musikschule einführen werde. Die überaus glückliche Idee, das Oktavenstudium dem Schüler in Form von reizenden Vortragspielen zu versüßen, ist Herrn Döring so glänzend gelungen, daß man bestimmt annehmen kann, daß diese Form, im Gegensatz zu dem sonst so trockenem Studienmaterial, von den angehenden Klavierspielern mit Vergnügen und gerne geübt werden wird.

Der große, deutliche Druck und die angenehme Fingersatzbezeichnung, welche dem Lehrer und dem Schüler den Unterricht erleichtert, empfehlen das Werk noch außerdem.

Die Rheinische Musik- und Theaterzeitung schreibt: „Der Verfasser bietet hier bequem ausführbare, melodiose, rhythmisch interessierende Oktavenstudien, die beim Unterrichte auf der Mittelstufe sehr begrüßt werden dürften.“

Die Musikpädagogischen Blätter (Klavierlehrer), Januar 1911, schreiben: „Diese 4 kleinen Oktavenstudien, denen der Autor die Überschriften „Eilende Wolken“, „Wandernde Zigeuner“, „Nord und Süd“ und „Liebesfrühling“ mitgab, sollen weniger dem mechanisch technischen Studium dienen; sie wenden sich an Spieler, die bereits tüchtige Technik im Oktavenspiel besitzen, denen die Studien aber Gelegenheit zur Erlangung eines musikalisch belebten Vortrages in der Oktaventechnik bieten. Sie enthalten bei klarem Aufbau und schlichter Harmonik hübsche melodische Elemente bei lebendiger Rhythmik und können warm empfohlen werden.“



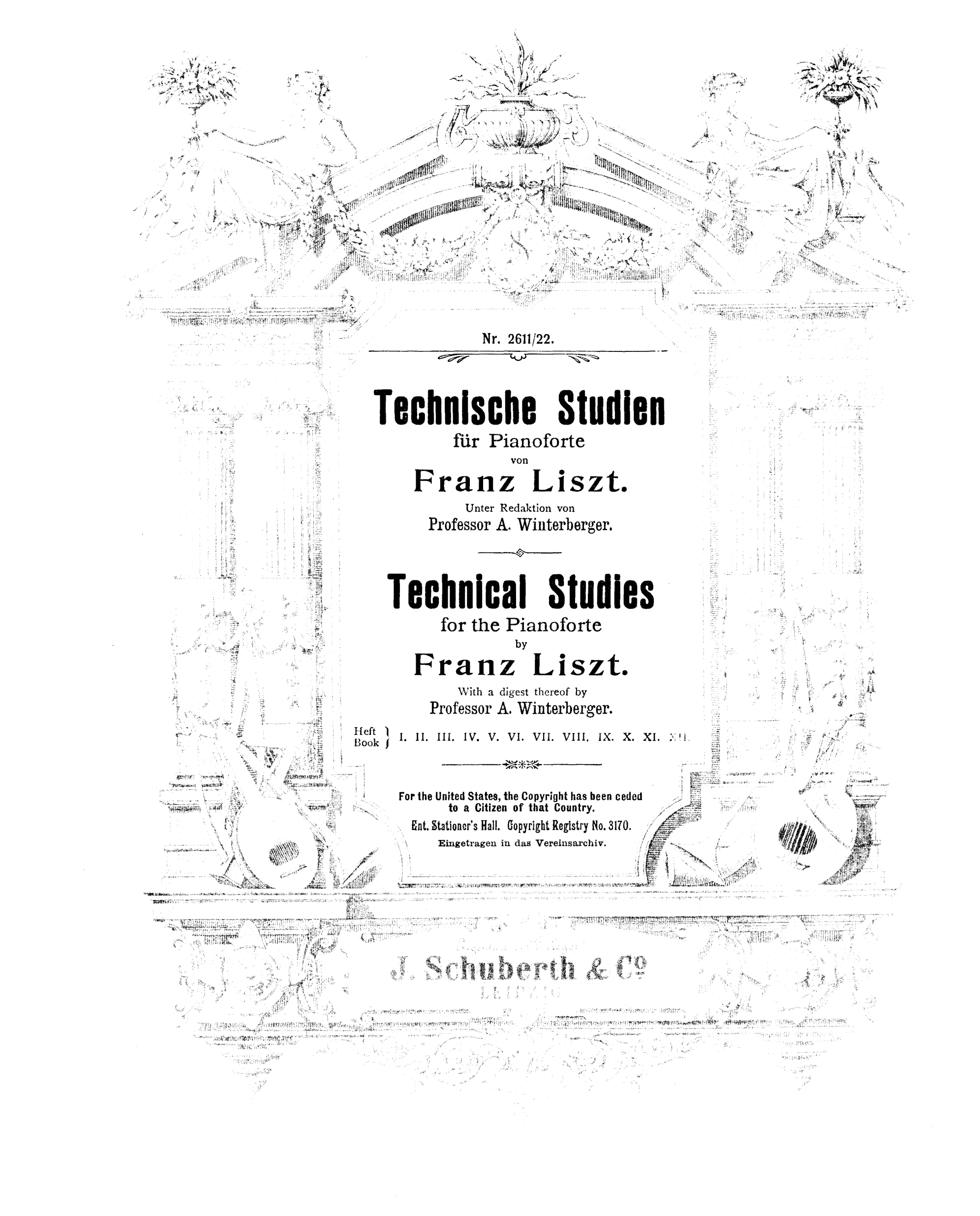
Von demselben Autor erschienen früher folgende Unterrichtswerke:

Op. 42. 2 Sonaten in G- und C-dur à 1.50
Op. 166. 24 Etüden in stufenweiser Folge, zugleich „Vorstudien für C. Czernys Schule der Geläufigkeit“ Heft I —.75
Op. 166. Heft II/III à 1.50
Op. 255. 12 melodische Klavier-Etüden in fortschreitender Folge für den Unterrichtsgebrauch auf der Mittelstufe. 3 Hefte à 1.—

Op. 256. Lenzknospen. Fünf melodische und instruktive Vortragsstücke mittlerer Schwierigkeit à 2ms:
Nr. 1. Jetzt blüht's in allen Wipfeln. Nr. 2. Hinaus in den Wald à —.75
Nr. 3. Frühlingstraum. Nr. 4. Frühling lockt mit Sonnenschein à —.75
Nr. 5. Fest in der Waldschenke —.75



Verlag von J. Schuberth & Co., Leipzig.



Nr. 2611/22.

Technische Studien

für Pianoforte

von

Franz Liszt.

Unter Redaktion von
Professor A. Winterberger.

Technical Studies

for the Pianoforte

by

Franz Liszt.

With a digest thereof by
Professor A. Winterberger.

Heft } I. II. III. IV. V. VI. VII. VIII. IX. X. XI. XII.
Book }

For the United States, the Copyright has been ceded
to a Citizen of that Country.

Ent. Stationer's Hall. Copyright Registry No. 3170.

Eingetragen in das Vereinsarchiv.

J. Schuberth & Co

Technische Studien

für Pianoforte

von

Franz Liszt.

Inhaltsverzeichnis.

- HEFT I. Übungen zur Kräftigung und Unabhängigkeit der einzelnen Finger bei stillstehender Hand und Akkordstudien.
- " II. Vorstudien zu den Dur- und Moll-Skalen.
- " III. Skalen in Terzen- und Sexten-Lage. Springende oder durchbrochene Skalen.
- " IV. Chromatische Skalen und Übungen. Skalen in der Gegenbewegung.
- " V. Repetierende Terzen, Quarten und Sexten mit verschiedenem Fingersatz. Skalenartige Terzen-Übungen in gerader Bewegung und in der Gegenbewegung. Quarten- und Sexten-Übungen.
- " VI. Dur-, Moll- und chromatische Skalen in Terzen und Sexten.
- " VII. Sext-Akkord-Skalen mit verschiedenem Fingersatz. Springende oder durchbrochene Skalen in Terzen, Sexten und Sextakkorden. Chromatische Terzen, Quarten und Sexten. Oktaven-Skalen.
- " VIII. Gebrochene Oktaven. Springende oder durchbrochene Oktav-Skalen. Akkord-Studien. Triller in Terzen, Sexten, Quarten und Oktaven.
- " IX. Verminderte Septimen-Akkorde. Übungen bei stillstehender Handhaltung. Arpeggien oder gebrochene Akkorde.
- " X. Gebrochene Akkorde mit verschiedenen Fingersätzen durch alle Dur- und Moll-Skalen.
- " XI. Arpeggien in Terzen und Sexten mit verschiedenem Fingersatz.
- " XII. Oktaven-Übungen mit verschiedenem Fingersatz und Akkord-Übungen.

Technical Studies

for the Pianoforte

by

Franz Liszt.

Contents.

- BOOK I. Exercises for gaining strength and independence of each individual finger with quiet hand, and chord-studies.
- " II. Preparatory studies for the major and minor scales.
- " III. Scales in thirds and sixths. Arpeggios, or broken scales.
- " IV. Chromatic scales and exercises. Scales in contrary motion.
- " V. Repeated thirds, fourths and sixths, with various fingerings. Exercises in thirds (formed from scales, in parallel and contrary motion. Exercises in fourths and sixths.
- " VI. Major, minor and chromatic scales in double-thirds and -sixths.
- " VII. Scales in chords of the sixth with various fingerings. Arpeggios, or broken scales in double-thirds and -sixths, and chords of the sixth. Chromatic thirds, fourths and sixths. Octave scales, major and minor.
- " VIII. Broken octaves. Arpeggiated, or broken octave scales. Chord-studies. Shakes in thirds, sixths, fourths and octaves.
- " IX. Chords of the diminished seventh. Exercises with quiet hand. Arpeggios, or broken chords.
- " X. Broken chords with various fingerings throughout all major and minor scales.
- " XI. Arpeggios in thirds and in sixths with various fingerings.
- " XII. Octave-studies with various fingerings and chord-studies.

For the United States,
the Copyright has been ceded to a Citizen of that Country.

Ent. Stationer's Hall. London. Copyright Registry No. 3170.

Eingetragen in das Vereinsarchiv.

Technische Studien

für Pianoforte

von

Franz Liszt.

Heft XII.

Oktaven-Übungen mit verschiedenem Fingersatz
und Akkord-Übungen.

Technical Studies

for the Pianoforte

by

Franz Liszt.

Book XII.

*Octave-studies with various fingerings
and chord-studies.*

C-dur. C major. Ut majeur.
Do mayor.

*)

Ut mineur. Do menor.
C-moll. C minor.

*) In allen Tonarten mit dem C-dur-Fingersatz $\frac{1}{5}$ und $\frac{5}{1}$ zu üben.

*) To be practised in all keys with the fingering of C major $\frac{1}{5}$ and $\frac{5}{1}$.

First system of a piano piece. It consists of two staves, treble and bass. The key signature has three flats (B-flat, E-flat, A-flat). The time signature is 6/4. The music features a complex rhythmic pattern with many sixteenth and thirty-second notes. There are several fingering numbers (1, 4, 5) and a bracketed section of 8 notes in the treble staff.

Second system of the piano piece, continuing the previous system. It maintains the same key signature and time signature. The musical texture is dense with rapid sixteenth-note passages in both hands. Fingering numbers and a bracketed section of 8 notes are present.

Reb majeur. *Reb mayor.*
Des-dur. *Db major.*

Third system of the piano piece. The key signature changes to two flats (B-flat, E-flat) and the time signature changes to 3/4. The music continues with similar rhythmic complexity. Fingering numbers and a bracketed section of 8 notes are visible.

Fourth system of the piano piece. The key signature changes to one flat (B-flat) and the time signature changes to 3/4. The piece concludes with a final chord. Fingering numbers and a bracketed section of 8 notes are present.

Ut# mineur. *Do# menor.*
Gis-moll. *C# minor.*

Fifth system of the piano piece. The key signature changes to two sharps (F-sharp, C-sharp) and the time signature changes to 3/4. The music continues with similar rhythmic complexity. Fingering numbers and a bracketed section of 8 notes are present.

First system of a piano piece. It consists of two staves: a treble clef staff and a bass clef staff. The key signature is D major (two sharps). The time signature is common time (C). The music features a steady eighth-note accompaniment in the bass and a more active melody in the treble. There are fingering numbers '4' and '5' above the treble staff, and '4' below the bass staff. A dashed box with the number '8' is drawn over the first two measures of the treble staff.

Second system of the piano piece. It continues with two staves. The key signature changes to D minor (two sharps and one flat). The time signature changes to 6/4. The music features a steady eighth-note accompaniment in the bass and a more active melody in the treble. There are fingering numbers '4' and '5' above the treble staff, and '4' below the bass staff. A dashed box with the number '8' is drawn over the first two measures of the treble staff.

Third system of the piano piece. It continues with two staves. The key signature changes to D major (two sharps). The time signature changes to 3/4. The music features a steady eighth-note accompaniment in the bass and a more active melody in the treble. There are fingering numbers '4' and '5' above the treble staff, and '4' below the bass staff. A dashed box with the number '8' is drawn over the first two measures of the treble staff.

Ré majeur. Re mayor.
D-dur. D major.

Fourth system of the piano piece. It consists of two staves. The key signature is D major (two sharps). The time signature is 3/4. The music features a steady eighth-note accompaniment in the bass and a more active melody in the treble. There are fingering numbers '4' and '5' above the treble staff, and '4' below the bass staff.

Fifth system of the piano piece. It consists of two staves. The key signature is D major (two sharps). The time signature is 3/4. The music features a steady eighth-note accompaniment in the bass and a more active melody in the treble. There are fingering numbers '4' and '5' above the treble staff, and '4' below the bass staff. A dashed box with the number '8' is drawn over the first two measures of the treble staff.

6 *Ré mineur. Re menor.*
D-moll. D minor.

The first system of music for 'Ré mineur. Re menor. D-moll. D minor.' consists of two staves. The upper staff is in treble clef and the lower in bass clef. The key signature has one flat (Bb) and the time signature is 3/4. The music features a sequence of chords and arpeggios. Fingerings are indicated with numbers 5 and 8. A dashed box with the number 8 is placed over the first measure of the upper staff.

The second system of music continues the piece. It features similar chordal and arpeggiated textures. Fingerings of 5 and 8 are shown. Dashed boxes with the number 8 are placed over the first measure of the upper staff and the first measure of the lower staff.

The third system of music continues the piece. It features similar chordal and arpeggiated textures. Fingerings of 4 and 8 are shown. A dashed box with the number 8 is placed over the first measure of the upper staff.

The fourth system of music concludes the first section. It features similar chordal and arpeggiated textures. Fingerings of 3, 4, and 8 are shown. A dashed box with the number 8 is placed over the first measure of the upper staff. The system ends with a double bar line.

Mib majeur. Mib mayor.
Es-dur. Eb major.

The fifth system of music is for 'Mib majeur. Mib mayor. Es-dur. Eb major.' It consists of two staves. The upper staff is in treble clef and the lower in bass clef. The key signature has three flats (Bb, Eb, Ab) and the time signature is 3/4. The music features a sequence of chords and arpeggios. Fingerings are indicated with numbers 4 and 8. A dashed box with the number 8 is placed over the first measure of the upper staff.

8

4 5 4 5 4 5 4 5 4 5 4 5 4 5 4 5

Mib mineur. Mib menor.
Es-moll. Eb minor.

8

5 5 5 5 5 5 5 5 5 5 5 5 5 5 5 5

8

8

4 5 4 5 4 5 4 5 4 5 4 5 4 5 4 5

8

1 4 1 4 1 4 1 4 1 4 1 4 1 4 1 4

Mi majeur. Mi mayor.
E-dur. E major.

First system of musical notation for E major. It consists of two staves: a treble clef staff and a bass clef staff. The key signature has three sharps (F#, C#, G#) and the time signature is 4/4. The music features a sequence of chords and arpeggios. Fingerings are indicated by the number '4' above or below notes. A dashed box with the number '8' spans the first two measures of the treble staff.

Second system of musical notation for E major. It consists of two staves: a treble clef staff and a bass clef staff. The key signature has three sharps (F#, C#, G#) and the time signature is 4/4. The music continues with chords and arpeggios. Fingerings are indicated by the number '4'. A dashed box with the number '8' spans the first two measures of the treble staff.

Mi mineur. Mi menor.
E-moll. E minor.

First system of musical notation for E minor. It consists of two staves: a treble clef staff and a bass clef staff. The key signature has one sharp (F#) and the time signature is 3/4. The music features a sequence of chords and arpeggios. Fingerings are indicated by the number '5' above or below notes. A dashed box with the number '8' spans the first two measures of the treble staff.

Second system of musical notation for E minor. It consists of two staves: a treble clef staff and a bass clef staff. The key signature has one sharp (F#) and the time signature is 3/4. The music continues with chords and arpeggios. A dashed box with the number '8' spans the first two measures of the treble staff.

Third system of musical notation for E minor. It consists of two staves: a treble clef staff and a bass clef staff. The key signature has one sharp (F#) and the time signature is 6/4. The music features a sequence of chords and arpeggios. Fingerings are indicated by the numbers '3', '4', and '4' above or below notes. A dashed box with the number '8' spans the first two measures of the treble staff.

Fa majeur. Fa mayor.
F-dur. F major.

Fa mineur. Fa menor.
F-moll. F minor.

First system of musical notation for F major. It consists of two staves (treble and bass clef) with a common time signature. The music features a sequence of chords and arpeggios. The first staff has a treble clef and the second a bass clef. There are four-measure rests marked with '4' and an eight-measure rest marked with '8' in the first staff. The key signature has one flat (Bb).

Second system of musical notation for F major. It consists of two staves (treble and bass clef) with a common time signature. The music continues with chords and arpeggios. There are four-measure rests marked with '4' and an eight-measure rest marked with '8' in the first staff. The key signature has one flat (Bb).

Fa# majeur. Fa# mayor.
Fis-dur. F# major.

First system of musical notation for F# major. It consists of two staves (treble and bass clef) with a 3/4 time signature. The music features a sequence of chords and arpeggios. The first staff has a treble clef and the second a bass clef. There are five-measure rests marked with '5' in the first staff. The key signature has two sharps (F# and C#).

Second system of musical notation for F# major. It consists of two staves (treble and bass clef) with a 3/4 time signature. The music continues with chords and arpeggios. There are eight-measure rests marked with '8' in the first staff. The key signature has two sharps (F# and C#).

Fa# mineur. Fa# menor.
Fis-moll. F# minor.

First system of musical notation for F# minor. It consists of two staves (treble and bass clef) with a 3/4 time signature. The music features a sequence of chords and arpeggios. The first staff has a treble clef and the second a bass clef. There are four-measure rests marked with '4' and an eight-measure rest marked with '8' in the first staff. The key signature has two sharps (F# and C#).

The first system of music consists of two staves. The upper staff is in treble clef and the lower in bass clef. Both are in common time (C). The key signature has two sharps (F# and C#). The music features a series of chords and arpeggios. Fingering numbers '4' and '8' are placed above notes. The system concludes with a double bar line.

The second system continues the piece. It begins with a 6/4 time signature. The upper staff has a treble clef and the lower a bass clef. The key signature remains two sharps. The music includes complex chordal textures. Fingering numbers '4' and '5' are visible. The system ends with a double bar line.

The third system features a 3/4 time signature. The upper staff is in treble clef and the lower in bass clef. The key signature is two sharps. The music continues with arpeggiated chords. Fingering numbers '4' and '5' are present. The system concludes with a double bar line.

Sol majeur. Sol mayor.
G-dur. G major.

The fourth system is in 3/4 time. The upper staff has a treble clef and the lower a bass clef. The key signature is two sharps. The music consists of arpeggiated chords. Fingering numbers '5' are placed above notes. The system ends with a double bar line.

The fifth system is in 3/4 time. The upper staff has a treble clef and the lower a bass clef. The key signature changes to one sharp (F#). The music continues with arpeggiated chords. The system concludes with a double bar line.

Sol mineur. Sol menor.
G-moll. G minor.

First system of musical notation for G minor, measures 1-4. The piece is in 3/4 time with a key signature of two flats (Bb and Eb). The melody in the treble clef features a descending eighth-note pattern with a '4' fingering above it. The bass line consists of a steady eighth-note accompaniment with a '4' fingering below it.

Second system of musical notation for G minor, measures 5-8. The melody continues with the same descending eighth-note pattern and '4' fingering. The bass line remains consistent with the eighth-note accompaniment and '4' fingering.

Third system of musical notation for G minor, measures 9-12. The melody continues with the same descending eighth-note pattern and '4' fingering. The bass line remains consistent with the eighth-note accompaniment and '4' fingering.

Fourth system of musical notation for G minor, measures 13-16. The melody continues with the same descending eighth-note pattern and '4' fingering. The bass line remains consistent with the eighth-note accompaniment and '4' fingering.

Lab majeur. Lab mayor.
As-dur. Ab major.

First system of musical notation for Ab major, measures 1-4. The piece is in 3/4 time with a key signature of three flats (Bb, Eb, and Ab). The melody in the treble clef features a descending eighth-note pattern with a '4' fingering above it. The bass line consists of a steady eighth-note accompaniment with a '4' fingering below it.

Lab mineur. Lab menor.
As-moll. *A^b minor.*

La majeur. La mayor.
A-dur. A mayor.

La mineur. La menor.
A-moll. A menor.

Sib majeur. Sib mayor.
B-dur. B \flat major.

Sib mineur. Si \flat menor.
B-moll. B \flat minor.

First system of musical notation, featuring a treble and bass clef. The music consists of eighth and sixteenth notes with various fingering numbers (1, 4, 5) and an 8-measure rest indicated by a dashed line.

Second system of musical notation, featuring a treble and bass clef. The music consists of eighth and sixteenth notes with various fingering numbers (1, 4, 5) and an 8-measure rest indicated by a dashed line.

Si majeur. Si mayor.
H-dur. *B major.*

Third system of musical notation, featuring a treble and bass clef. The music consists of eighth and sixteenth notes with various fingering numbers (1, 4, 5) and an 8-measure rest indicated by a dashed line.

Fourth system of musical notation, featuring a treble and bass clef. The music consists of eighth and sixteenth notes with various fingering numbers (1, 4, 5) and an 8-measure rest indicated by a dashed line.

Si mineur. Si menor.
H-moll. *B minor.*

Fifth system of musical notation, featuring a treble and bass clef. The music consists of eighth and sixteenth notes with various fingering numbers (1, 4, 5) and an 8-measure rest indicated by a dashed line.

First system of musical notation, consisting of a treble and bass staff. The key signature is one sharp (F#) and the time signature is common time (C). The music features a complex rhythmic pattern with many sixteenth notes. Fingerings are indicated by the number '4' above or below notes. There are two dashed boxes with the number '8' above them, indicating eighth-note runs.

Second system of musical notation, consisting of a treble and bass staff. The key signature is one sharp (F#) and the time signature is common time (C). The music continues with complex rhythmic patterns. Fingerings are indicated by the number '4'. There is a dashed box with the number '8' above it, indicating an eighth-note run.

Third system of musical notation, consisting of a treble and bass staff. The key signature is one sharp (F#) and the time signature is common time (C). The music continues with complex rhythmic patterns. Fingerings are indicated by the numbers '4' and '5'. There is a dashed box with the number '8' above it, indicating an eighth-note run.

Fourth system of musical notation, consisting of a treble and bass staff. The key signature is one sharp (F#) and the time signature is common time (C). The music continues with complex rhythmic patterns. Fingerings are indicated by the number '4'. There are two dashed boxes with the number '8' above them, indicating eighth-note runs.

Akkord-Übungen.
Exercices d'accords.

Chord-studies.
Ejercicios de acordes.

Ut majeur. Do mayor.
C-dur. C major.

Ut mineur. Do menor.
C-moll. C minor.

First system of musical notation, featuring a grand staff with treble and bass clefs. The key signature is three flats (B-flat major). The time signature is common time (C). The system contains two measures, with a first ending bracket labeled '8' over the second measure.

Second system of musical notation, continuing the piece. It features a grand staff with treble and bass clefs. The key signature is three flats (B-flat major). The time signature is common time (C). The system contains two measures, with a first ending bracket labeled '8' over the second measure.

Réb majeur. Reb mayor.
Des-dur. D^b major.

Third system of musical notation, featuring a grand staff with treble and bass clefs. The key signature is three flats (B-flat major). The time signature is 3/4. The system contains two measures, with various fingering numbers (1, 2, 3, 4) indicated above the notes.

Fourth system of musical notation, featuring a grand staff with treble and bass clefs. The key signature is three flats (B-flat major). The time signature is 3/4. The system contains two measures, with first ending brackets labeled '8' over the second measure and various fingering numbers (1, 2, 3, 4) indicated above the notes.

Ut# mineur. Do# menor.
Cis-moll. C# minor.

The first system of musical notation consists of two staves. The upper staff is in treble clef and the lower staff is in bass clef. Both are in the key of C# minor (three sharps) and common time (C). The music features a complex, rhythmic accompaniment with many beamed eighth and sixteenth notes. Fingerings are indicated by numbers 1-4 above or below notes. An '8' with a dashed line above it indicates an octave shift in the upper staff.

The second system of musical notation continues the piece. It features similar complex rhythmic patterns and fingerings as the first system. An '8' with a dashed line above it indicates an octave shift in the upper staff.

The third system of musical notation continues the piece. It features similar complex rhythmic patterns and fingerings as the first system. An '8' with a dashed line above it indicates an octave shift in the upper staff.

The fourth system of musical notation concludes the C# minor piece. It features similar complex rhythmic patterns and fingerings as the first system. An '8' with a dashed line above it indicates an octave shift in the upper staff.

Re majeur. Re mayor.
D-dur. D major.

The fifth system of musical notation consists of two staves. The upper staff is in treble clef and the lower staff is in bass clef. Both are in the key of D major (two sharps) and common time (C). The music features a complex, rhythmic accompaniment with many beamed eighth and sixteenth notes. Fingerings are indicated by numbers 1-4 above or below notes.

First system of a piano score. The right hand features a complex texture of chords and triplets, with a bracketed section of eight notes marked with an '8'. The left hand provides a rhythmic accompaniment with chords and eighth notes. The key signature is one sharp (F#) and the time signature is common time (C).

Ré mineur. Re menor.
D-moll. D minor.

Second system of the piano score, continuing the piece in D minor. The right hand continues with intricate chordal patterns and triplets, including a bracketed section of eight notes. The left hand maintains its accompaniment. The key signature is two flats (Bb, Eb) and the time signature is common time (C).

Third system of the piano score. The right hand features a dense texture of chords and triplets, with a bracketed section of eight notes. The left hand continues with its accompaniment. The key signature is two flats (Bb, Eb) and the time signature is common time (C).

Fourth system of the piano score. The right hand continues with complex chordal textures and triplets, including a bracketed section of eight notes. The left hand provides accompaniment. The key signature is two flats (Bb, Eb) and the time signature is common time (C).

Fifth system of the piano score. The right hand features a dense texture of chords and triplets, with a bracketed section of eight notes. The left hand continues with its accompaniment. The key signature is two flats (Bb, Eb) and the time signature is common time (C).

Mib majeur. Mib mayor.

Es-dur.

E♭ major

First system of musical notation for E-flat major. It consists of two staves: a treble clef staff and a bass clef staff. The key signature has two flats (Bb and Eb) and the time signature is 3/4. The music features a series of chords with fingerings (3, 4, 4, 3, 4, 4) and an 8-measure repeat sign over the first two measures.

Second system of musical notation for E-flat major. It consists of two staves. The treble staff continues with chords and fingerings (3, 4, 4, 3, 4, 4). The bass staff has a melodic line with some triplets. An 8-measure repeat sign is present over the first two measures of the treble staff.

Mib mineur. Mib menor.

Es-moll.

E♭ minor

First system of musical notation for E-flat minor. It consists of two staves. The key signature has three flats (Bb, Eb, and Ab) and the time signature is 3/4. The music features chords with fingerings (3, 4, 4, 3, 4, 4) and an 8-measure repeat sign over the first two measures.

Second system of musical notation for E-flat minor. It consists of two staves. The treble staff continues with chords and fingerings (3, 4, 4, 3, 4, 4). The bass staff has a melodic line. An 8-measure repeat sign is present over the first two measures of the treble staff.

Third system of musical notation for E-flat minor. It consists of two staves. The treble staff continues with chords and fingerings (3, 4, 4, 3, 4, 4). The bass staff has a melodic line. An 8-measure repeat sign is present over the first two measures of the treble staff.

First system of musical notation for E major. It consists of two staves (treble and bass clef) in common time (C). The key signature has three sharps (F#, C#, G#). The music features a complex texture with many chords and some triplets. A bracket with the number '8' spans the first eight measures.

Mi majeur. Mi mayor.
E-dur. E major.

Second system of musical notation for E major. It consists of two staves in common time. The music continues with complex chordal textures and triplets. A bracket with the number '8' spans the first eight measures.

Third system of musical notation for E major. It consists of two staves in common time. The music continues with complex chordal textures and triplets. A bracket with the number '8' spans the first eight measures.

Mi mineur. Mi menor.
E-moll. E minor.

First system of musical notation for E minor. It consists of two staves in common time. The key signature has two sharps (F#, C#). The music features a complex texture with many chords and some triplets. A bracket with the number '8' spans the first eight measures.

Second system of musical notation for E minor. It consists of two staves in common time. The music continues with complex chordal textures and triplets. A bracket with the number '8' spans the first eight measures.

First system of musical notation, piano accompaniment. It consists of two staves (treble and bass clef) in G major (one sharp). The time signature is 6/4. The piece begins with a 6/4 time signature and a key signature of one sharp (F#). It features a complex texture with many chords and some triplets. An 8-measure repeat sign is present at the end of the first phrase.

Second system of musical notation, piano accompaniment. It continues the piece in G major (one sharp) with a 6/4 time signature. The texture remains complex with many chords and some triplets. An 8-measure repeat sign is present at the end of the second phrase.

Fa majeur. Fa mayor.
F-dur. F major.

Third system of musical notation, piano accompaniment. It is in F major (no sharps or flats) with a 3/4 time signature. The texture is characterized by many chords and triplets. An 8-measure repeat sign is present at the end of the first phrase.

Fourth system of musical notation, piano accompaniment. It continues the piece in F major (no sharps or flats) with a 3/4 time signature. The texture is characterized by many chords and triplets. An 8-measure repeat sign is present at the end of the first phrase.

Fa mineur. Fa menor.
F-moll. F minor.

Fifth system of musical notation, piano accompaniment. It is in F minor (two flats) with a 3/4 time signature. The texture is characterized by many chords and triplets. An 8-measure repeat sign is present at the end of the first phrase.

First system of musical notation. It consists of two staves: a treble staff and a bass staff. The key signature has two flats (B-flat and E-flat), and the time signature is common time (C). The treble staff features a complex rhythmic pattern with triplets and sixteenth notes. The bass staff provides a harmonic accompaniment with chords and some melodic lines.

Second system of musical notation. It consists of two staves: a treble staff and a bass staff. The key signature has two flats (B-flat and E-flat), and the time signature is common time (C). The treble staff features a complex rhythmic pattern with triplets and sixteenth notes. The bass staff provides a harmonic accompaniment with chords and some melodic lines.

Third system of musical notation. It consists of two staves: a treble staff and a bass staff. The key signature has three sharps (F#, C#, G#), and the time signature is common time (C). The treble staff features a complex rhythmic pattern with triplets and sixteenth notes. The bass staff provides a harmonic accompaniment with chords and some melodic lines.

Fourth system of musical notation. It consists of two staves: a treble staff and a bass staff. The key signature has three sharps (F#, C#, G#), and the time signature is common time (C). The treble staff features a complex rhythmic pattern with triplets and sixteenth notes. The bass staff provides a harmonic accompaniment with chords and some melodic lines.

Fifth system of musical notation. It consists of two staves: a treble staff and a bass staff. The key signature has three sharps (F#, C#, G#), and the time signature is common time (C). The treble staff features a complex rhythmic pattern with triplets and sixteenth notes. The bass staff provides a harmonic accompaniment with chords and some melodic lines.

Fa# majeur. Fa# mayor.
Fis-dur.
F# major.

Fa# mineur. Fa# menor.
Fis-moll. F# minor.

The first system of music for F# minor, measures 1-4. It consists of two staves: a treble staff and a bass staff. The treble staff contains a series of chords with fingerings 3, 4, 4, 3, 4, 4, 4, 3, 4, 4, 4, 3, 4, 4, 3, 4, 3, 4, 4, 4. The bass staff contains a series of chords with fingerings 3, 4, 4, 3, 4, 4, 4, 3, 4, 4, 4, 3, 4, 4, 3, 4, 3, 4, 4, 4. There are two dashed boxes with the number '8' above them, spanning measures 1-2 and 3-4.

The second system of music for F# minor, measures 5-8. It consists of two staves: a treble staff and a bass staff. The treble staff contains a series of chords with fingerings 3, 4, 4, 3, 4, 4, 4, 3, 4, 4, 4, 3, 4, 4, 3, 4, 3, 4, 4, 4. The bass staff contains a series of chords with fingerings 3, 4, 4, 3, 4, 4, 4, 3, 4, 4, 4, 3, 4, 4, 3, 4, 3, 4, 4, 4. There are two dashed boxes with the number '8' above them, spanning measures 5-6 and 7-8.

The third system of music for F# minor, measures 9-12. It consists of two staves: a treble staff and a bass staff. The treble staff contains a series of chords with fingerings 3, 4, 4, 3, 4, 4, 4, 3, 4, 4, 4, 3, 4, 4, 3, 4, 3, 4, 4, 4. The bass staff contains a series of chords with fingerings 3, 4, 4, 3, 4, 4, 4, 3, 4, 4, 4, 3, 4, 4, 3, 4, 3, 4, 4, 4. There is one dashed box with the number '8' above it, spanning measures 9-10.

The fourth system of music for F# minor, measures 13-16. It consists of two staves: a treble staff and a bass staff. The treble staff contains a series of chords with fingerings 3, 4, 4, 3, 4, 4, 4, 3, 4, 4, 4, 3, 4, 4, 3, 4, 3, 4, 4, 4. The bass staff contains a series of chords with fingerings 3, 4, 4, 3, 4, 4, 4, 3, 4, 4, 4, 3, 4, 4, 3, 4, 3, 4, 4, 4. There is one dashed box with the number '8' above it, spanning measures 13-14.

Sol majeur. Sol mayor.
G-dur. G major.

The fifth system of music for G major, measures 17-20. It consists of two staves: a treble staff and a bass staff. The treble staff contains a series of chords with fingerings 3, 4, 4, 3, 4, 4, 4, 3, 4, 4, 4, 3, 4, 4, 3, 4, 3, 4, 4, 4. The bass staff contains a series of chords with fingerings 3, 4, 4, 3, 4, 4, 4, 3, 4, 4, 4, 3, 4, 4, 3, 4, 3, 4, 4, 4. There are no dashed boxes in this system.

First system of a piano piece. It consists of two staves, treble and bass clef. The music is in 3/4 time and G major. The right hand features a complex rhythmic pattern with triplets and sixteenth notes. The left hand provides a steady accompaniment with chords and eighth notes.

Sol mineur. Sol menor.

G-moll.

G minor.

Second system of the piano piece, now in G minor. The notation continues with similar rhythmic complexity in both hands, maintaining the 3/4 time signature.

Third system of the piano piece, continuing the G minor section. The musical texture remains consistent with the previous systems.

Fourth system of the piano piece. This system introduces a change in time signature to 6/4. The right hand has a more melodic line with slurs, while the left hand continues with a rhythmic accompaniment.

Fifth and final system of the piano piece on this page. It continues in 6/4 time and concludes with a final cadence in G minor.

Lab majeur. Lab mayor.
As-dur. Ab major.

The first system of music is in 3/4 time and the key of Ab major. It consists of two staves: a treble staff and a bass staff. The treble staff contains a series of chords with fingerings (1, 2, 3, 4) and slurs. The bass staff contains a similar series of chords. The piece concludes with a double bar line and a C-clef.

The second system of music continues the piece in 3/4 time and the key of Ab major. It consists of two staves: a treble staff and a bass staff. The treble staff contains a series of chords with fingerings (1, 2, 3, 4) and slurs. The bass staff contains a similar series of chords. The piece concludes with a double bar line and a C-clef.

Sol# mineur. Sol# menor.
Gis-moll.

G# minor.

The first system of music is in 3/4 time and the key of G# minor. It consists of two staves: a treble staff and a bass staff. The treble staff contains a series of chords with fingerings (1, 2, 3, 4) and slurs. The bass staff contains a similar series of chords. The piece concludes with a double bar line and a C-clef.

The second system of music continues the piece in 3/4 time and the key of G# minor. It consists of two staves: a treble staff and a bass staff. The treble staff contains a series of chords with fingerings (1, 2, 3, 4) and slurs. The bass staff contains a similar series of chords. The piece concludes with a double bar line and a C-clef.

The third system of music continues the piece in 3/4 time and the key of G# minor. It consists of two staves: a treble staff and a bass staff. The treble staff contains a series of chords with fingerings (1, 2, 3, 4) and slurs. The bass staff contains a similar series of chords. The piece concludes with a double bar line and a C-clef.

The first system of music consists of two staves, treble and bass. The key signature has two sharps (F# and C#). The time signature is common time (C), with a 6/4 time signature appearing in the middle of the system. The music is characterized by dense, complex chordal textures with many notes beamed together.

La majeur. La mayor.
A-dur. A major.

The second system of music consists of two staves, treble and bass. The key signature has two sharps (F# and C#). The time signature is 3/4. The music continues with dense, complex chordal textures and many notes beamed together.

The third system of music consists of two staves, treble and bass. The key signature has two sharps (F# and C#). The time signature is 3/4. The music continues with dense, complex chordal textures and many notes beamed together.

La mineur. La menor.
A-moll.
A minor.

The fourth system of music consists of two staves, treble and bass. The key signature has two sharps (F# and C#). The time signature is 3/4. The music continues with dense, complex chordal textures and many notes beamed together.

The fifth system of music consists of two staves, treble and bass. The key signature has two sharps (F# and C#). The time signature is common time (C). The music continues with dense, complex chordal textures and many notes beamed together.

Sib majeur. Sib mayor.
B-dur. B \flat major.

Sib mineur. Sib menor.
B-moll. B \flat minor.

First system of musical notation, featuring treble and bass staves with complex chordal textures and fingerings (3, 4, 3, 8).

Second system of musical notation, continuing the complex chordal textures with fingerings (8).

Third system of musical notation, continuing the complex chordal textures.

Si majeur. Si mayor.
H-dur. B major.

Fourth system of musical notation, featuring treble and bass staves with complex chordal textures and fingerings (3, 4, 3).

Fifth system of musical notation, featuring treble and bass staves with complex chordal textures and fingerings (4, 3, 8).

Si mineur. Si menor.
H-moll. B minor.

The first system of the piano accompaniment consists of two staves. The right hand (treble clef) features a complex texture with many beamed eighth notes and chords, including triplets and octaves. The left hand (bass clef) provides a steady accompaniment with chords and eighth notes. The key signature is one sharp (F#) and the time signature is 3/4. A dashed box with the number '8' above it spans the first two measures of the right hand.

The second system continues the piano accompaniment. The right hand maintains its intricate pattern of beamed eighth notes and chords. The left hand continues with a consistent accompaniment. The key signature and time signature remain the same. A dashed box with the number '8' above it spans the first two measures of the right hand.

The third system of the piano accompaniment shows a change in the right hand's texture, with more sustained chords and fewer beamed notes. The left hand continues with its accompaniment. The key signature and time signature are consistent. A dashed box with the number '8' above it spans the first two measures of the right hand.

The fourth system concludes the piano accompaniment. The right hand features a mix of chords and beamed notes. The left hand continues with its accompaniment. The key signature and time signature are consistent. A dashed box with the number '8' above it spans the first two measures of the right hand.

Ut majeur. Do mayor.

C-dur. C major.

*) $\frac{4}{5}$ 5 5 5 5 5 $\frac{4}{5}$ 5 5 5 5 5 $\frac{4}{5}$ 5 5 5 5 5 $\frac{4}{5}$ 5 5 5 5 5 $\frac{4}{5}$ 5 5 5 5 5

Ut mineur. Do menor.

G-moll. C minor.

*) In allen Tonarten mit dem C-dur-Fingersatz $\frac{1}{5}$ und $\frac{5}{1}$ zu üben.

* A exercer dans tous les tons avec le doigté Ut majeur $\frac{1}{5}$ et $\frac{5}{1}$.

6694

6261

*) To be practised in all keys with the fingering of C major $\frac{1}{5}$ and $\frac{5}{1}$.

* Ejercitese en todas las llaves con la digitación de Do mayor $\frac{1}{5}$ y $\frac{5}{1}$.

Réb majeur. Reb mayor.
Des-dur. D♭ major.

Handwritten musical score for Réb major / Des-dur. It consists of two systems of piano accompaniment. The first system is in 3/4 time, and the second system is in 4/4 time. The score includes treble and bass clefs, notes, rests, and various fingering numbers (4, 5, 3) written below the notes.

Ut♯ mineur. Do♯ menor.
Cis-moll. C♯ minor.

Handwritten musical score for Ut♯ mineur / Cis-moll. It consists of two systems of piano accompaniment. The first system is in 3/4 time, and the second system is in 4/4 time. The score includes treble and bass clefs, notes, rests, and various fingering numbers (4, 5, 3, 1) written below the notes.

Continuation of the handwritten musical score for Ut♯ mineur / Cis-moll. It consists of two systems of piano accompaniment in 4/4 time. The score includes treble and bass clefs, notes, rests, and various fingering numbers (4, 5, 3, 1) written below the notes.

Continuation of the handwritten musical score for Ut♯ mineur / Cis-moll. It consists of two systems of piano accompaniment in 4/4 time. The score includes treble and bass clefs, notes, rests, and various fingering numbers (4, 5) written below the notes.

Ré majeur. Re mayor.
D-dur. D major.

Musical notation for Ré majeur (D major) in 3/4 time. The score consists of two staves: a treble clef staff for the piano and a bass clef staff for the bass. The key signature has two sharps (F# and C#). The piece is divided into four measures. Fingerings are indicated by numbers 4, 5, and 5 above or below notes. The piano staff uses a mix of eighth and sixteenth notes, while the bass staff uses a similar rhythmic pattern.

Ré mineur. Re menor.
D-moll. D minor.

Musical notation for Ré mineur (D minor) in 3/4 time. The score consists of two staves: a treble clef staff for the piano and a bass clef staff for the bass. The key signature has one flat (Bb). The piece is divided into four measures. Fingerings are indicated by numbers 4, 5, and 5 above or below notes. The piano staff uses a mix of eighth and sixteenth notes, while the bass staff uses a similar rhythmic pattern.

Musical notation for Ré mineur (D minor) in common time (C). The score consists of two staves: a treble clef staff for the piano and a bass clef staff for the bass. The key signature has one flat (Bb). The piece is divided into four measures. Fingerings are indicated by numbers 4, 5, and 5 above or below notes. The piano staff uses a mix of eighth and sixteenth notes, while the bass staff uses a similar rhythmic pattern.

Musical notation for Ré mineur (D minor) in 3/4 time. The score consists of two staves: a treble clef staff for the piano and a bass clef staff for the bass. The key signature has one flat (Bb). The piece is divided into four measures. Fingerings are indicated by numbers 4, 5, and 5 above or below notes. The piano staff uses a mix of eighth and sixteenth notes, while the bass staff uses a similar rhythmic pattern.

Mib majeur. Mib mayor.

Es-dur. Eb major.

Handwritten musical score for Eb major in 3/4 time. The piece consists of two systems of piano accompaniment. The first system has a treble clef and a bass clef. The right hand plays a melody with eighth notes, and the left hand plays a bass line with eighth notes. Fingering numbers (4, 5, 4, 5) are written below the notes. A dashed line with an '8' above it indicates an 8-measure phrase. The second system continues the piece with similar notation and fingering.

Mib mineur. Mib menor.

Es-moll. Eb minor.

Handwritten musical score for Eb minor in 3/4 time. The piece consists of two systems of piano accompaniment. The first system has a treble clef and a bass clef. The right hand plays a melody with eighth notes, and the left hand plays a bass line with eighth notes. Fingering numbers (4, 5, 4, 5) are written below the notes. A dashed line with an '8' above it indicates an 8-measure phrase. The second system continues the piece with similar notation and fingering.

Handwritten musical score for Eb major in 3/4 time. The piece consists of two systems of piano accompaniment. The first system has a treble clef and a bass clef. The right hand plays a melody with eighth notes, and the left hand plays a bass line with eighth notes. Fingering numbers (4, 5, 4, 5) are written below the notes. A dashed line with an '8' above it indicates an 8-measure phrase. The second system continues the piece with similar notation and fingering.

Handwritten musical score for Eb major in 3/4 time. The piece consists of two systems of piano accompaniment. The first system has a treble clef and a bass clef. The right hand plays a melody with eighth notes, and the left hand plays a bass line with eighth notes. Fingering numbers (4, 5, 4, 5) are written below the notes. A dashed line with an '8' above it indicates an 8-measure phrase. The second system continues the piece with similar notation and fingering.

Mi majeur. Mi mayor.

E-dur. E major.

Mi mineur. Mi menor.

E-moll. E minor.

Fa majeur. Fa mayor.

F-dur. F major.

Musical score for F major in 3/4 time. The piece consists of two systems of piano accompaniment. The first system has a treble clef and a key signature of one flat (Bb). The second system has a bass clef and a key signature of one flat (Bb). The music features a steady eighth-note accompaniment in the right hand and a more active bass line in the left hand. Fingering numbers (4, 5) are indicated above and below notes. A dashed box with the number '8' spans the first measure of the second system.

Fa mineur. Fa menor.

F-moll. F minor.

Musical score for F minor in 3/4 time. The piece consists of two systems of piano accompaniment. The first system has a treble clef and a key signature of two flats (Bb, Eb). The second system has a bass clef and a key signature of two flats (Bb, Eb). The music features a steady eighth-note accompaniment in the right hand and a more active bass line in the left hand. Fingering numbers (5, 4) are indicated above and below notes. A dashed box with the number '8' spans the first measure of the second system.

Musical score for F major in common time. The piece consists of two systems of piano accompaniment. The first system has a treble clef and a key signature of one flat (Bb). The second system has a bass clef and a key signature of one flat (Bb). The music features a steady eighth-note accompaniment in the right hand and a more active bass line in the left hand. Fingering numbers (5, 4) are indicated above and below notes. A dashed box with the number '8' spans the first measure of the second system.

Musical score for F major in 3/4 time. The piece consists of two systems of piano accompaniment. The first system has a treble clef and a key signature of one flat (Bb). The second system has a bass clef and a key signature of one flat (Bb). The music features a steady eighth-note accompaniment in the right hand and a more active bass line in the left hand. Fingering numbers (4, 5) are indicated above and below notes. A dashed box with the number '8' spans the first measure of the second system.

Fa# majeur. Fa# mayor.
Fis-dur. F# major.

Fa# mineur. Fa# menor.
Fis-moll. F# minor.

Sol majeur. Sol mayor.
G-dur. G major.

5 5

Sol mineur. Sol menor.
G-moll. G minor.

4

4

4

Lab majeur. Lab mayor.
As-dur. A♭ major.

Musical score for Lab majeur / As-dur in 3/4 time. The piece consists of two systems of piano accompaniment. The first system has two measures, and the second system has two measures. The right hand features a melodic line with eighth notes and quarter notes, while the left hand provides a harmonic accompaniment with chords and eighth notes. Fingering numbers '4' are indicated above and below the notes.

Sol# mineur. Sol# menor.
Gis-moll. G# minor.

Musical score for Sol# mineur / Gis-moll in 3/4 time. The piece consists of two systems of piano accompaniment. The first system has two measures, and the second system has two measures. The right hand features a melodic line with eighth notes and quarter notes, while the left hand provides a harmonic accompaniment with chords and eighth notes. Fingering numbers '4' are indicated above and below the notes.

Musical score for Sol# mineur / Gis-moll in 3/4 time. The piece consists of two systems of piano accompaniment. The first system has two measures, and the second system has two measures. The right hand features a melodic line with eighth notes and quarter notes, while the left hand provides a harmonic accompaniment with chords and eighth notes. Fingering numbers '4' are indicated above and below the notes.

Musical score for Sol# mineur / Gis-moll in 3/4 time. The piece consists of two systems of piano accompaniment. The first system has two measures, and the second system has two measures. The right hand features a melodic line with eighth notes and quarter notes, while the left hand provides a harmonic accompaniment with chords and eighth notes. Fingering numbers '4' are indicated above and below the notes.

La majeur. La mayor.
A-dur. A major.

First system of musical notation for the A major scale. It consists of two staves: a treble clef staff and a bass clef staff. The key signature is two sharps (F# and C#) and the time signature is 3/4. The melody in the treble clef starts on A4 and ascends stepwise to A5. The bass line starts on A2 and ascends stepwise to A4. Fingering numbers (4, 5, 4) are placed above the notes in the treble clef, and (4, 4, 4) are placed below the notes in the bass clef.

La mineur. La menor.
A-moll. A minor.

Second system of musical notation for the A minor scale. It consists of two staves: a treble clef staff and a bass clef staff. The key signature is no sharps or flats and the time signature is 3/4. The melody in the treble clef starts on A4 and ascends stepwise to A5. The bass line starts on A2 and ascends stepwise to A4. Fingering numbers (5, 5) are placed above the notes in the treble clef, and (5, 5) are placed below the notes in the bass clef.

Third system of musical notation for the A minor scale. It consists of two staves: a treble clef staff and a bass clef staff. The key signature is one flat (Bb) and the time signature is 3/4. The melody in the treble clef starts on A4 and ascends stepwise to A5. The bass line starts on A2 and ascends stepwise to A4. Fingering numbers (4, 4, 4, 4, 4) are placed below the notes in the bass clef.


Fourth system of musical notation for the A minor scale. It consists of two staves: a treble clef staff and a bass clef staff. The key signature is one flat (Bb) and the time signature is 3/4. The melody in the treble clef starts on A4 and ascends stepwise to A5. The bass line starts on A2 and ascends stepwise to A4. Fingering numbers (4, 4, 4, 4, 4) are placed below the notes in the bass clef.

Sib majeur. Sib mayor.
B-dur. Bb major.

Sib mineur. Sib menor.
B-moll. Bb minor.

Si majeur. Si mayor.
H-dur. B major.

Si mineur. Si menor.
H-moll. B minor.



Neues Studienwerk für Klavier, das sich überall schnell einführte.

Carl Heinrich Döring, Op. 309.

Vier charakteristische und melodische

OKTAVEN-ETÜDEN: 1. Eilende Wolken ---- 2. Wandernde Zigeuner 3. Nord und Süd ----- 4. Liebesfrühling -----

==== Für jeden vorgeschrittenen Klavierspieler. ====

Text: Deutsch — Englisch — Französisch — Italienisch — Spanisch. Preis kplt. M. 1.—

Kritiken von Autoritäten auf dem Gebiete des Klavierspiels:

Herr Professor Josef Stlasny (Vorstand der Ed. Horakschen Musikschulen), Wien, schreibt: „Die im Verlage von J. Schuberth & Co. erschienenen Oktavenetüden op. 309 verfolgen nicht nur den eigentlichen rein technischen Zweck, sondern sind als melodische Charakterstücke gedacht und zufolge ihrer reizenden Melodik zum Vortrage sehr geeignet. Ihrer großen Verwendbarkeit im Unterrichte wegen wurden diese Etüden in den Lehrplan der Ed. Horakschen (Franz Brixeschen) Musikschulen in Wien aufgenommen. Zur Popularisierung dieser wirklich schätzenswerten Etüden werde ich kräftigst beitragen.“

Herr Professor Gustav Schumann (Direktor der Rollfuss'schen Musik-Akademie) schreibt: „Der sehr hübsche poetische Inhalt dieser vier Etüden entspricht vollkommen den von Ihnen gewählten Überschriften: Eilende Wolken, Wandernde Zigeuner, Nord und Süd, Liebesfrühling. Da nun aber auch das Wesentlichste der für den Klavierspielenden so notwendigen Oktaventechnik darin behandelt wird, so eignen sie sich sowohl zum Vortrag, wie auch zu ernstem technischen Studium. Sie bilden somit eine wertvolle Bereicherung der Oktavenliteratur und sind namentlich vorwärtsstrebenden Spielern der Mittelstufe aufs wärmste zu empfehlen. Jedenfalls werde ich in meiner Schule reichlichen Gebrauch davon machen.“

Herr Direktor Richard Kaden (Pädagogische Musikschule), Dresden, schreibt: „Prof. Dörings Oktaven-Etüden, Opus 309, sind ausgesprochene Charakterstücke mit ansprechenden harmonischen, melodischen und dynamischen Wendungen, gleich geeignet, die Technik des Oktavenspiels als auch den musikalischen Vortrag zu fördern. Wir können das neue, jugendfrisch geschriebene Werk aus der bewährten Feder des Herrn Professors Hofrat Heinrich Döring, der einst für die Musik-Pädagogik überhaupt grundlegend gewirkt hat, allen Klavierlehrern und -Schülern, die es mit ihrer Kunst ernst nehmen, auf das wärmste empfehlen.“

Herr Professor O. Schmid schreibt im „Dresdner Journal“, Nr. 156: „Wenn der Senior unserer einheimischen Klavierpädagoggen, Meister C. H. Döring, mit neuen Werken zu Unterrichtszwecken hervortritt, so wird man immer von neuem wieder Gelegenheit haben, auf die eminente musikpädagogische Begabung hinzuweisen, die ihm eigen ist. Das Lehrhafte in einer nicht nur jeder trocken pedantischen Artung abholden Form, sondern geradezu in einer anregenden und unterhaltenden Gestaltung zu geben, kann man als seine Spezialkunst betrachten. Zeugnis von dieser Sonderbegabung legen auch wieder die Oktaven-Etüden op. 309 ab, die er soeben im Verlag von J. Schuberth & Co., Leipzig, erscheinen ließ. Es sind das Musikstücke, die bereits die Beherrschung der rein technischen Seite des Oktavenspiels bis zu einem gewissen Grade voraussetzen, also das mechanisch-technische

Studium nicht mehr als Hauptzweck ins Auge fassen. „Eilende Wolken“, „Wandernde Zigeuner“, „Nord und Süd“ und „Liebesfrühling“ betitelt, vereinigen sie vielmehr den Etüdencharakter mit dem des musikalischen Charakterstücks in glücklichster Weise, zielen also ganz wesentlich auch dahin, den musikalischen Vortrag zu beleben.“

Herr Professor Julius Epstein, Wien, schreibt: „Die Oktaven-Etüden Opus 309, sind ausgezeichnet, nützlich und schön, wie alles von dem vortrefflichen Pädagogen und Komponisten C. H. Döring.“

Herr Seminarmusiklehrer Emil Petzold, Bautzen, schreibt: „Die Bekanntheit mit Dörings Oktaven-Etüden mir vermittelt zu haben, bin ich Ihnen besonders dankbar. Bei allem Etüdeninhalte sind doch die 4 Nummern Charakterstücke allerliebsten Genres, und ich werde nie versäumen, gerade auf dieses Werkchen an ganz geeigneter Stelle hinzuweisen.“

Herr Musikdirektor Ed. Steinwarz, Karlsruhe, schreibt: „Döring, Oktaven-Etüden und Erdstein, Valse caprice bedeuten eine wertvolle Bereicherung der Klavierliteratur; ich werde sie jedenfalls beim Unterrichte gebrauchen.“

Herr Direktor M. Kaufmann, Karlsbad, schreibt: „Die Oktaven-Etüden haben so sehr meinen Beifall gefunden, daß ich das ausgezeichnete Werkchen in meiner Musikschule einführen werde. Die überaus glückliche Idee, das Oktavenstudium dem Schüler in Form von reizenden Vortragsstücken zu versüßen, ist Herrn Döring so glänzend gelungen, daß man bestimmt annehmen kann, daß diese Form, im Gegensatz zu dem sonst so trockenem Studienmaterial, von den angehenden Klavierspielern mit Vergnügen und gerne geübt werden wird.“

Der große, deutliche Druck und die angenehme Fingersatzbezeichnung, welche dem Lehrer und dem Schüler den Unterricht erleichtert, empfehlen das Werk noch außerdem.

Die Rheinische Musik- und Theaterzeitung schreibt: „Der Verfasser bietet hier bequem ausführbare, melodische, rhythmisch interessierende Oktavenstudien, die beim Unterrichte auf der Mittelstufe sehr begrüßt werden dürften.“

Die Musikpädagogischen Blätter (Klavierlehrer), Januar 1911, schreiben: „Diese 4 kleinen Oktavenstudien, denen der Autor die Überschriften „Eilende Wolken“, „Wandernde Zigeuner“, „Nord und Süd“ und „Liebesfrühling“ mitgab, sollen weniger dem mechanisch technischen Studium dienen; sie wenden sich an Spieler, die bereits tüchtige Technik im Oktavenspiel besitzen, denen die Studien aber Gelegenheit zur Erlangung eines musikalisch belebten Vortrages in der Oktaventechnik bieten. Sie enthalten bei klarem Aufbau und schlichter Harmonik hübsche melodische Elemente bei lebendiger Rhythmik und können warm empfohlen werden.“

Von demselben Autor erschienen früher folgende Unterrichtswerke:

Op. 42. 2 Sonaten in G- und C-dur	à 1.50	Op. 256. Lenzknospen. Fünf melodische und instruktive Vortragsstücke mittlerer Schwierigkeit à 2ms:	
Op. 166. 24 Etüden in stufenweiser Folge, zugleich „Vorstudien für C. Czernys Schule der Geläufigkeit“ Heft I	— .75	Nr. 1. Jetzt blüht's in allen Wipfeln. Nr. 2. Hinaus in den Wald	à —.75
Op. 166. Heft II/III	à 1.50	Nr. 3. Frühlingstraum. Nr. 4. Frühling lockt mit Sonnenschein	à —.75
Op. 255. 12 melodische Klavier-Etüden in fortschreitender Folge für den Unterrichtsgebrauch auf der Mittelstufe. 3 Hefte	à 1.—	Nr. 5. Fest in der Waldschenke	— .75

Verlag von J. Schuberth & Co., Leipzig.